



CENTRAL TEXAS REGIONAL
MOBILITY AUTHORITY

REGULAR MEETING OF THE

BOARD OF DIRECTORS

*Our mission is to develop, deliver, operate and maintain
high-quality roadways and related transportation solutions.*

January 28, 2026



CENTRAL TEXAS REGIONAL
MOBILITY AUTHORITY

AGENDA ITEM #1

Bobby Jenkins
Chairman

Welcome and opportunity for public comment



CENTRAL TEXAS REGIONAL
MOBILITY AUTHORITY

CONSENT AGENDA ITEMS #2-3

Bobby Jenkins
Chairman

2. Approve the minutes from the December 17, 2025 Regular Board Meeting
3. Prohibit the operation of certain vehicles on Mobility Authority toll facilities pursuant to the Habitual Violator Program



CENTRAL TEXAS REGIONAL
MOBILITY AUTHORITY

CONSENT AGENDA ITEM #3

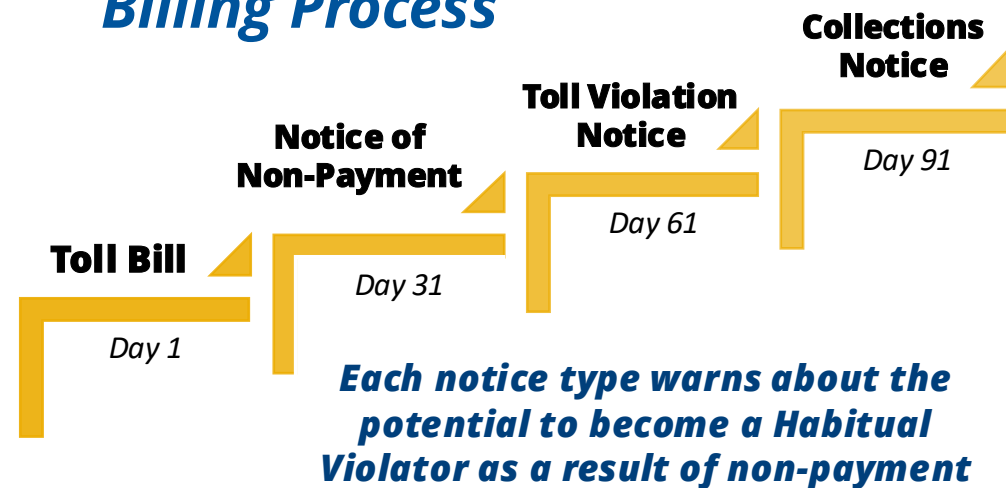
Tracie Brown
Director of Operations

**Prohibit the operation of certain
vehicles on Mobility Authority toll
facilities pursuant to the Habitual
Violator Program**

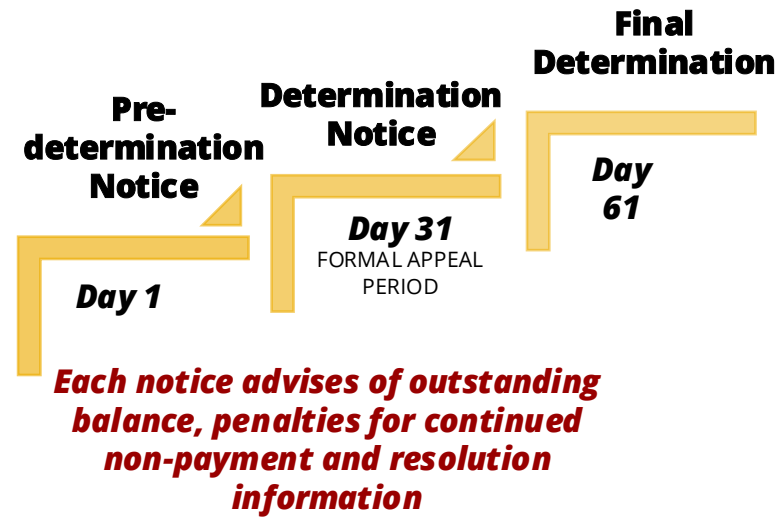
Escalating Communications



Pay By Mail Billing Process



Habitual Violator Process



OUTCOMES

1. Vehicle Registration Renewal Block
2. Notice of Vehicle Prohibition
3. On-road Enforcement

Mobility Authority Policy Codes



Section 301.010(d-f): Customer Service & Violation Enforcement Policies

- Customers with 100 or more events non-payment within a period of one year and who have received at least two written notices of non-payment may be considered Habitual Violators. An event of non-payment is considered to be one unpaid toll transaction.
- Following a final determination that a registered owner with at least 100 unpaid toll violations within a year is a Habitual Violator, the Authority may report a vehicle owned or leased by a person determined to be a Habitual Violator to a county tax assessor-collector or the Texas Department of Motor Vehicles in order to cause the denial of a vehicle registration.
- By order of its Board of Directors, ***the Authority may prohibit the operation of a motor vehicle owned or leased by a person determined to be a Habitual Violator on all authority toll roads. Vehicles that continue to operate on a toll road after the prohibition are subject to ticketing and impounding.***

HV Prohibited Vehicle Action Summary

Jan 2026



- **Approve a *Vehicle Prohibition Order* for the identified habitual violator customers**
 - » Number of prohibited vehicles: 3,215
 - » Total number of related unpaid tolls: 961,988
 - Average number of outstanding tolls per vehicle: 299
 - Average unpaid balance: \$994
- **Next Steps**
 - » Customers will receive *Prohibition Order* by mail
 - » Customers found to be in violation of the prohibition are subject to a warning, a citation with up to \$500 fine and / or vehicle impoundment by local law enforcement



CENTRAL TEXAS REGIONAL
MOBILITY AUTHORITY

REGULAR ITEMS



CENTRAL TEXAS REGIONAL
MOBILITY AUTHORITY

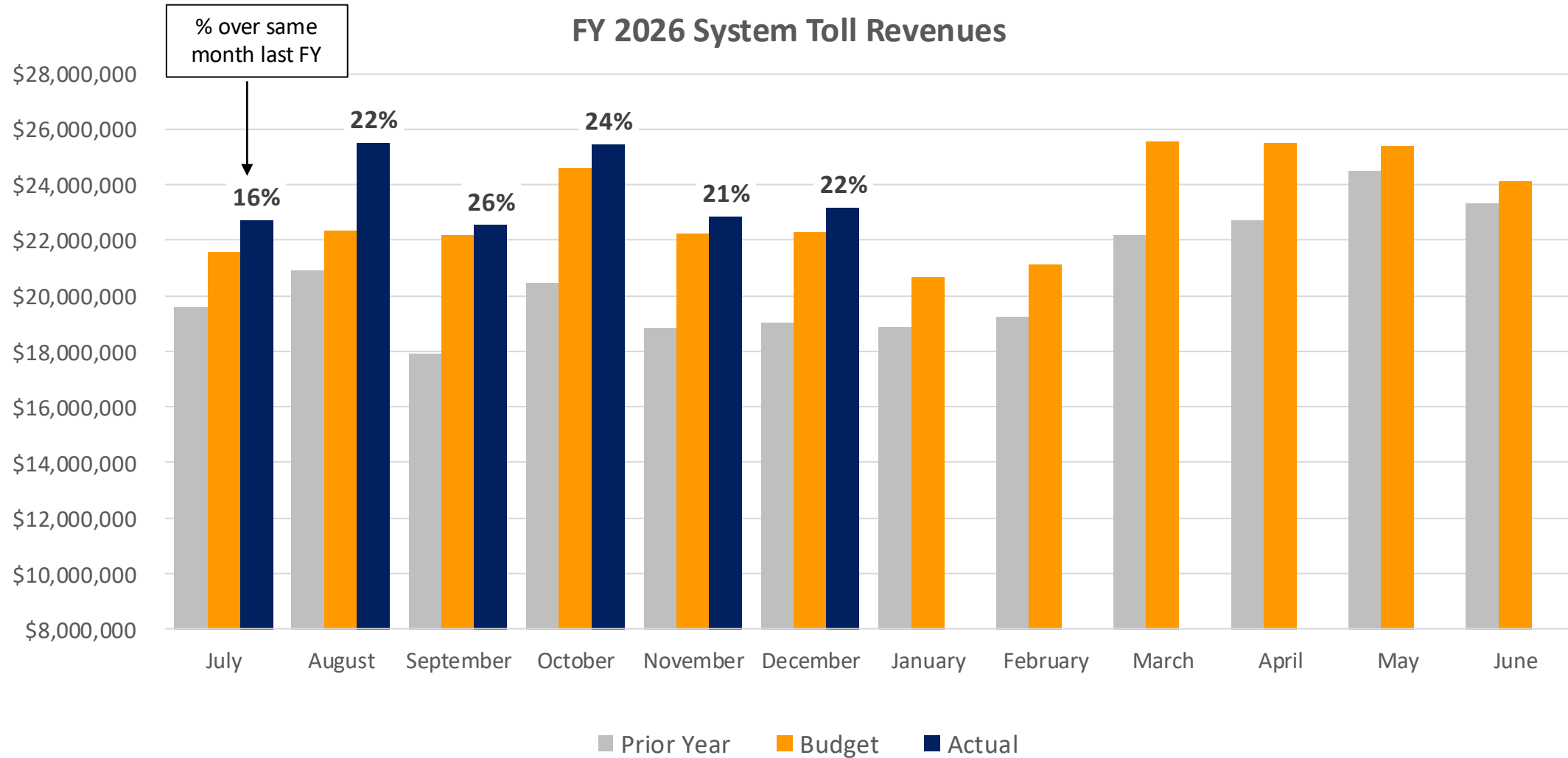
AGENDA

ITEM #4

José Hernández
Chief Financial Officer

Accept the unaudited financial statements for December 2025

CTRMA System Revenues – December 2025



CTRMA System Unaudited Income Statement - December 2025



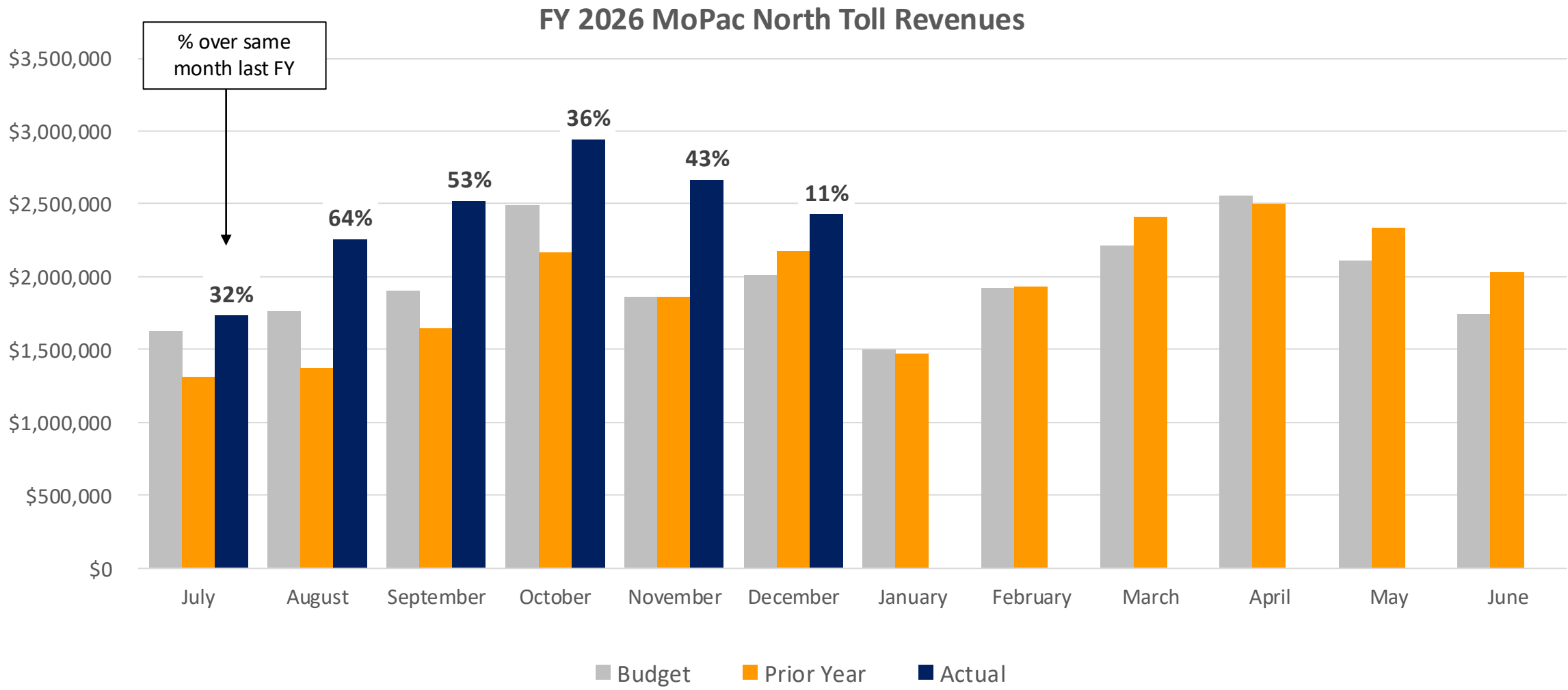
CTRMA System - Fiscal 2026 Unaudited Income Statement as of December 31, 2025

Fiscal Year Elapsed

50%

<u>Revenues</u>	Budget	Unaudited	
Toll Revenues	192,853,183	108,484,574	
Video Tolls	68,167,152	24,799,359	
Fee Revenue	16,644,065	6,862,206	
Interest Income	35,440,000	15,003,929	
Other	15,000	399,051	
Total Revenues	313,119,400	155,549,119	50%
<u>Expenses</u>			
Operating Expense			
Salaries and Benefits	8,757,921	3,629,904	
Administrative	9,454,250	4,553,228	
Operations and Maintenance	49,554,505	18,641,331	
Special Projects and Contingencies	4,087,351	1,515,105	
Total Operating Expense	71,854,027	28,339,568	39%
Cash Flow After Operating Expense	241,265,373	127,209,551	
Non-Cash Expenses	69,617,400	33,344,867	
Non-Operating Expenses	98,777,257	41,847,076	
Net Operating Income	72,870,716	52,017,608	

CTRMA MoPac North Revenues – December 2025



CTRMA MoPac Unaudited Income Statement – December 2025



CTRMA Mopac - Fiscal 2026 Unaudited Income Statement as of December 31, 2025

Fiscal Year Elapsed

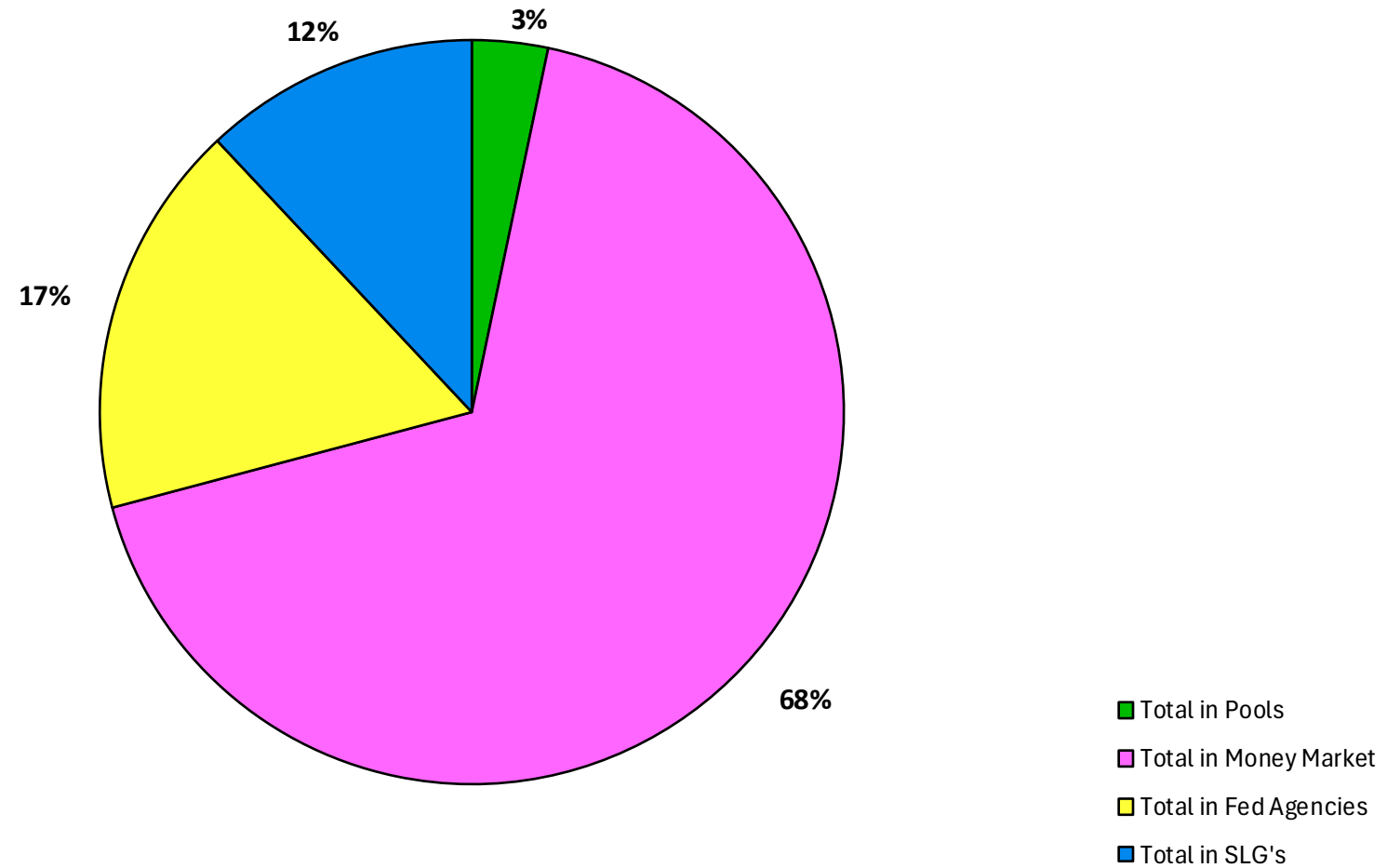
50%

<u>Revenues</u>	Budget	Unaudited	
Toll Revenues	17,746,117	11,945,077	
Video Tolls	5,422,828	2,296,929	
Fee Revenue	518,855	210,774	
Interest Income	560,000	514,675	
Other	-	-	
Total Revenues	24,247,800	14,967,455	62%
<u>Expenses</u>			
Operating Expense			
Salaries and Benefits	-	-	
Administrative	92,500	243	
Operations and Maintenance	3,744,584	1,806,031	
Special Projects and Contingencies	96,873	87,000	
Total Operating Expense	3,933,957	1,893,274	48%
Operating Income	20,313,843	13,074,181	
Non-Cash Expenses	6,001,000	2,974,656	
Non-Operating Expenses	10,702,389	10,342,797	
Net Operating Income	3,610,454	(243,272)	

CTRMA Investment Portfolio – December 2025



Allocation of Funds





CENTRAL TEXAS REGIONAL
MOBILITY AUTHORITY

AGENDA ITEM #5

James Bass
Executive Director

**Discuss and consider approving
an agreement with Imperium
Public Affairs, LLC for
government relations services**

Government Relations Consulting Services Procurement



- Firm will provide government relations consultation services in support of the agency's projects & overall program.
- Scope of Services include, but are not limited to:
 - » **Familiarity with state and federal legislative processes**
 - » **Knowledge of relevant legislation and access to resources to timely and effectively track legislation**
 - » **Demonstration of creative strategies in developing new relationships between the Mobility Authority, federal, state and local agencies, or private entities that may provide a direct or indirect benefit to the Mobility Authority**

Procurement Schedule



- November 7, 2025 - RFP Posted to the Mobility Authority website
- December 5, 2025 - Proposals due
- January 28, 2026 - Award date



Imperium Public Affairs

Procurement Schedule



- Staff asks for approval to execute a 4-year contract with Imperium Public Affairs.
- Contract will initially be for a 4-year term and may be extended for an additional (2) two-year terms, for a total of eight years.



CENTRAL TEXAS REGIONAL
MOBILITY AUTHORITY

BRIEFINGS & REPORTS



CENTRAL TEXAS REGIONAL
MOBILITY AUTHORITY

AGENDA

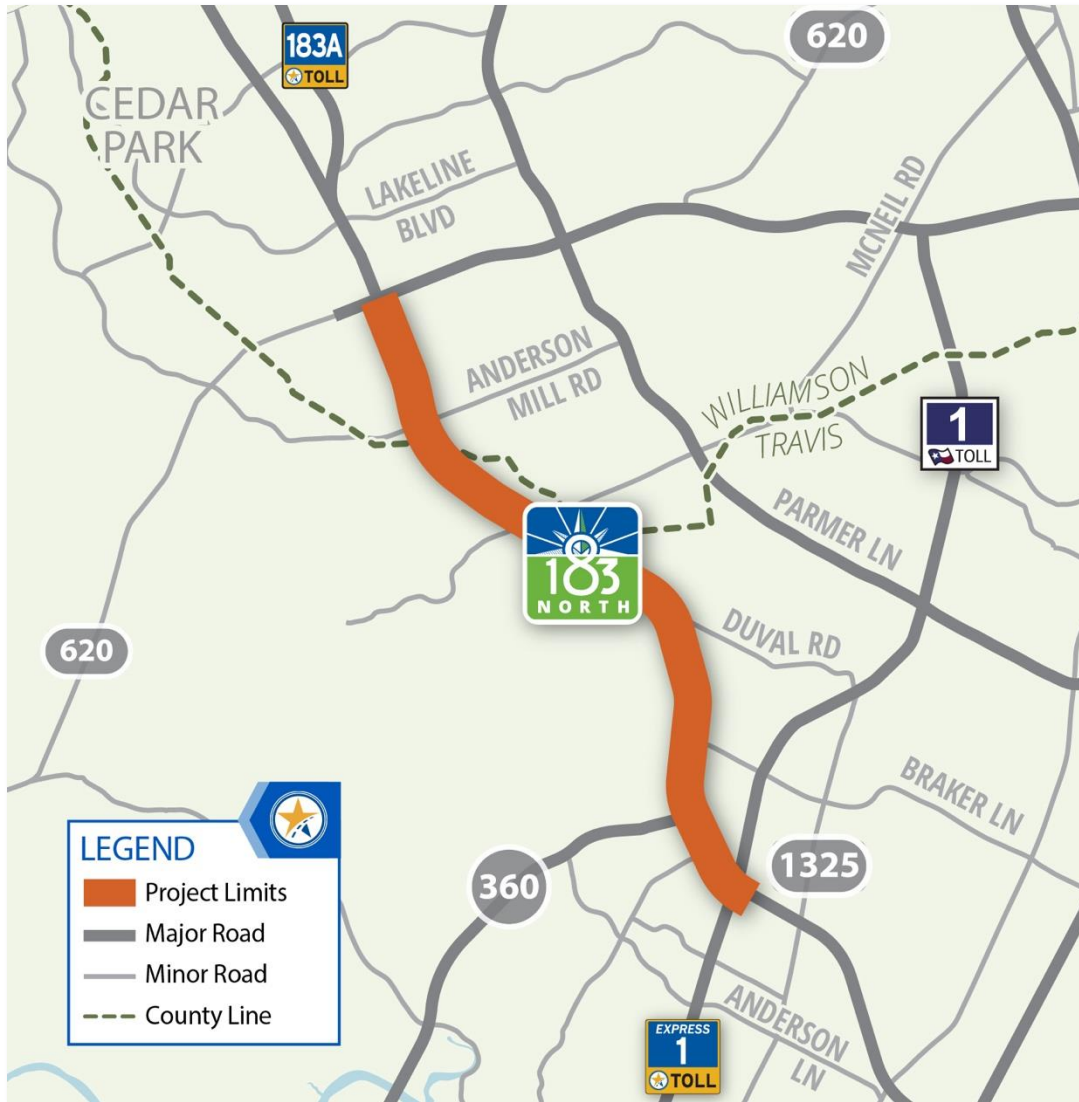
ITEM #6

Mike Sexton, P.E.
Director of Engineering

Quarterly Report

A. 183 North Project

183 NORTH MOBILITY PROJECT



- **Project Description:** 9-mile Express Lane Project along US 183; GP Lane improvements; DCs at MoPac
- **Limits:** SH 45 to MoPac
- **Total Project Cost:** \$612M
- **Design/Build Cost:** \$503.6M
- **Notice to Proceed:** NTP1 Issued 4/15/2021; NTP2/3 issued 6/28/2021
- **Open to Tolling:** Early 2026

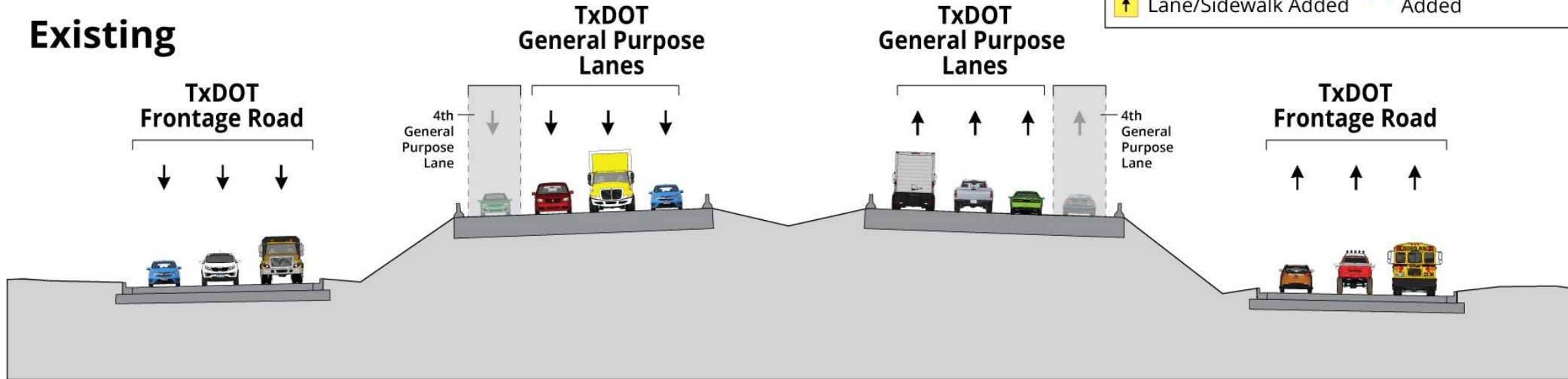
183 NORTH MOBILITY PROJECT



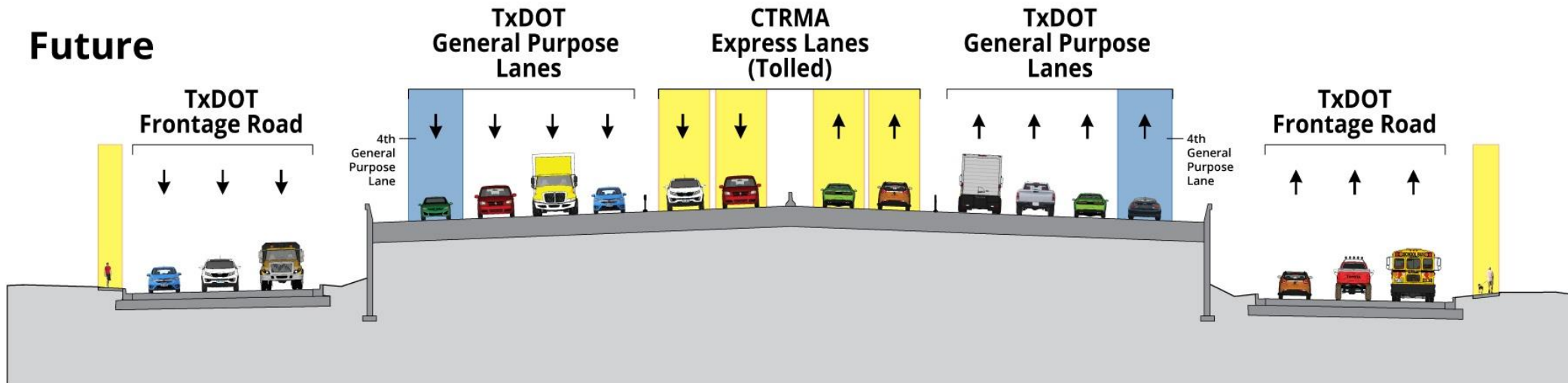
Legend

- ↑ Northbound Lane
- ↓ Southbound Lane
- ↑ Lane/Sidewalk Added
- Discontinuous Lane
- Continuous Lane Added

Existing



Future



PROJECT FINANCIALS



Original Contract Amount:	\$ 477,149,654.00
Authorized Changes (Change Order and Amendments)	
Previous Periods:	\$ 26,500,550.97
This Period:	-
Current Authorized Contract Amount:	\$ 503,650,204.97
Draw Requests 1 – 54 (April 2021 through September 2025)	\$ (456,024,969.72)
Draw Request 55 (October 2025)	\$ (8,833,863.80)
Draw Request 56 (November 2025)	\$ (10,840,315.61)
Draw Request 57 (December 2025)	\$ (9,069,184.49)
Total Amount Earned to Date:	\$ 484,768,333.62
Amount remaining for work to be completed:	\$ 18,881,871.35
Percent of budget expended through December 2025:	96.3%
Percent of working days expended through December 2025:	106.9%

CONSTRUCTION ACTIVITIES: US183 – MOPAC DC WORK



October 2025



January 2026



CONSTRUCTION ACTIVITIES: US183 NB EXPRESS LANES



October 2025



January 2026



CONSTRUCTION ACTIVITIES: RETAINING WALL PROGRESS - US 183 at LOOP 360



October 2025



January 2026



CONSTRUCTION ACTIVITIES: STRUCTURES PROGRESS – MOPAC at SPICEWOOD SPRINGS RD




October 2025



January 2026



CONSTRUCTION ACTIVITIES: STRUCTURES AND PAVEMENT PROGRESS at BALCONES CLUB DR



October 2025



January 2026



CONSTRUCTION ACTIVITIES: PAVEMENT PROGRESS - US 183 at LOOP 360



October 2025



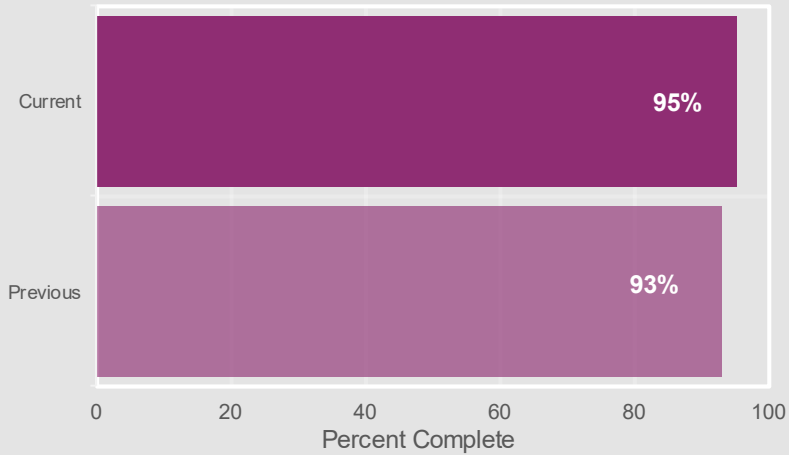
January 2026



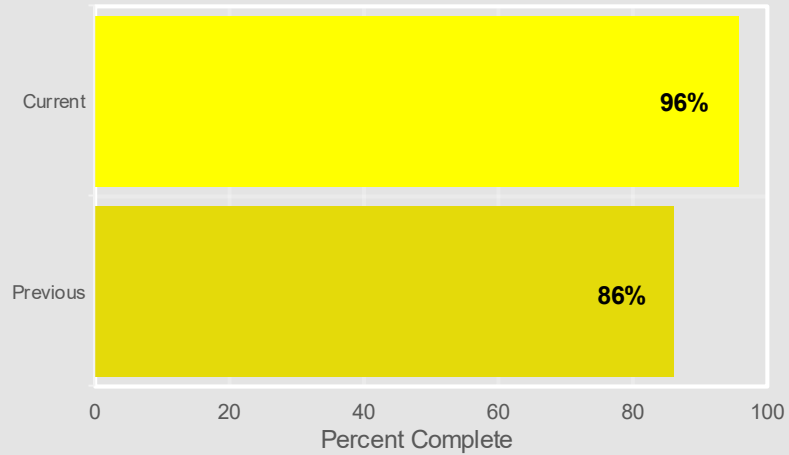
CONTRACT METRICS



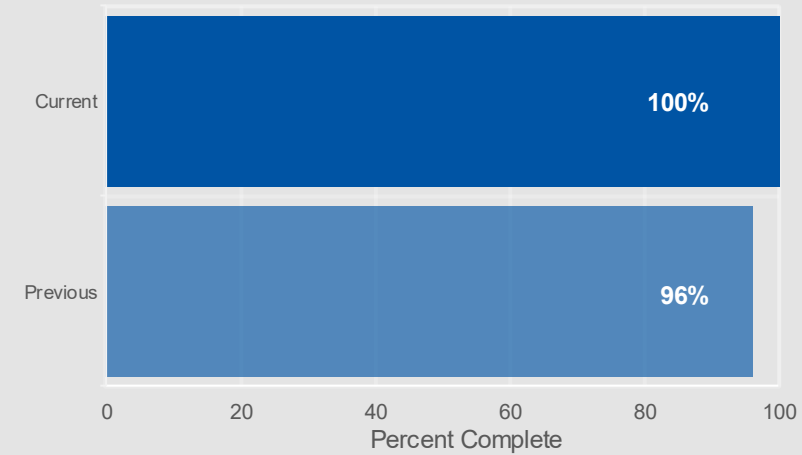
Drainage



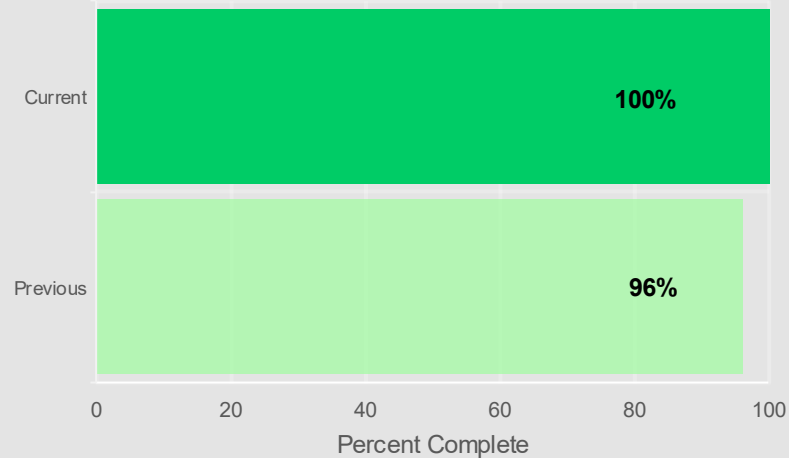
Pavement



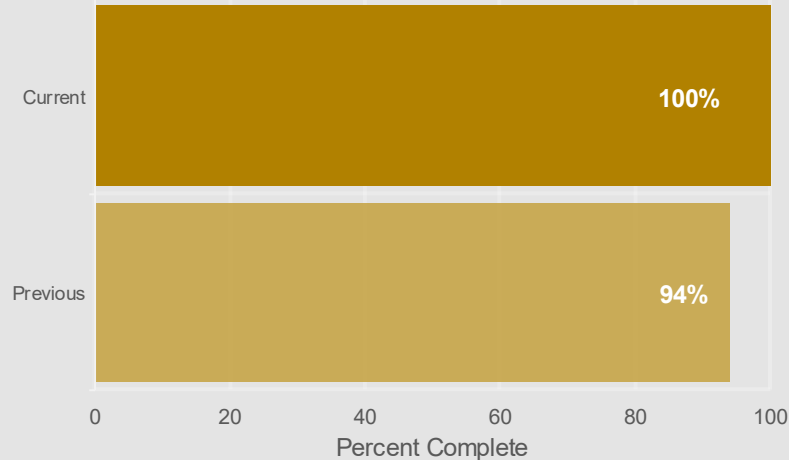
Drilled Shafts



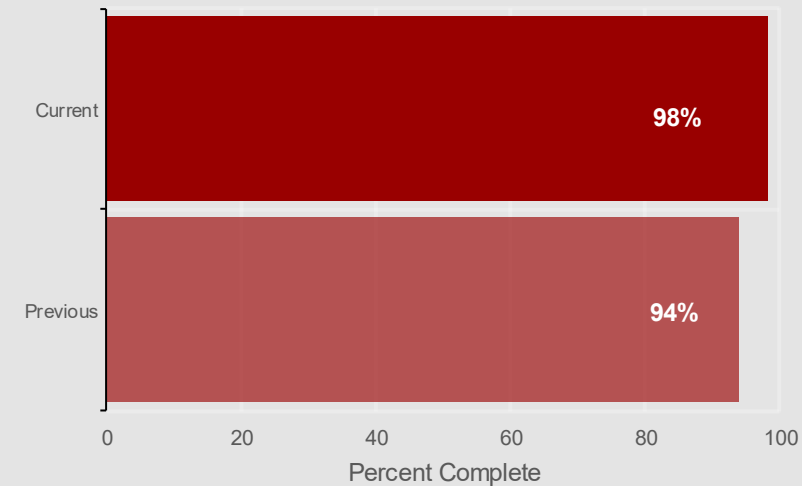
Bridge Columns



Bridge Caps



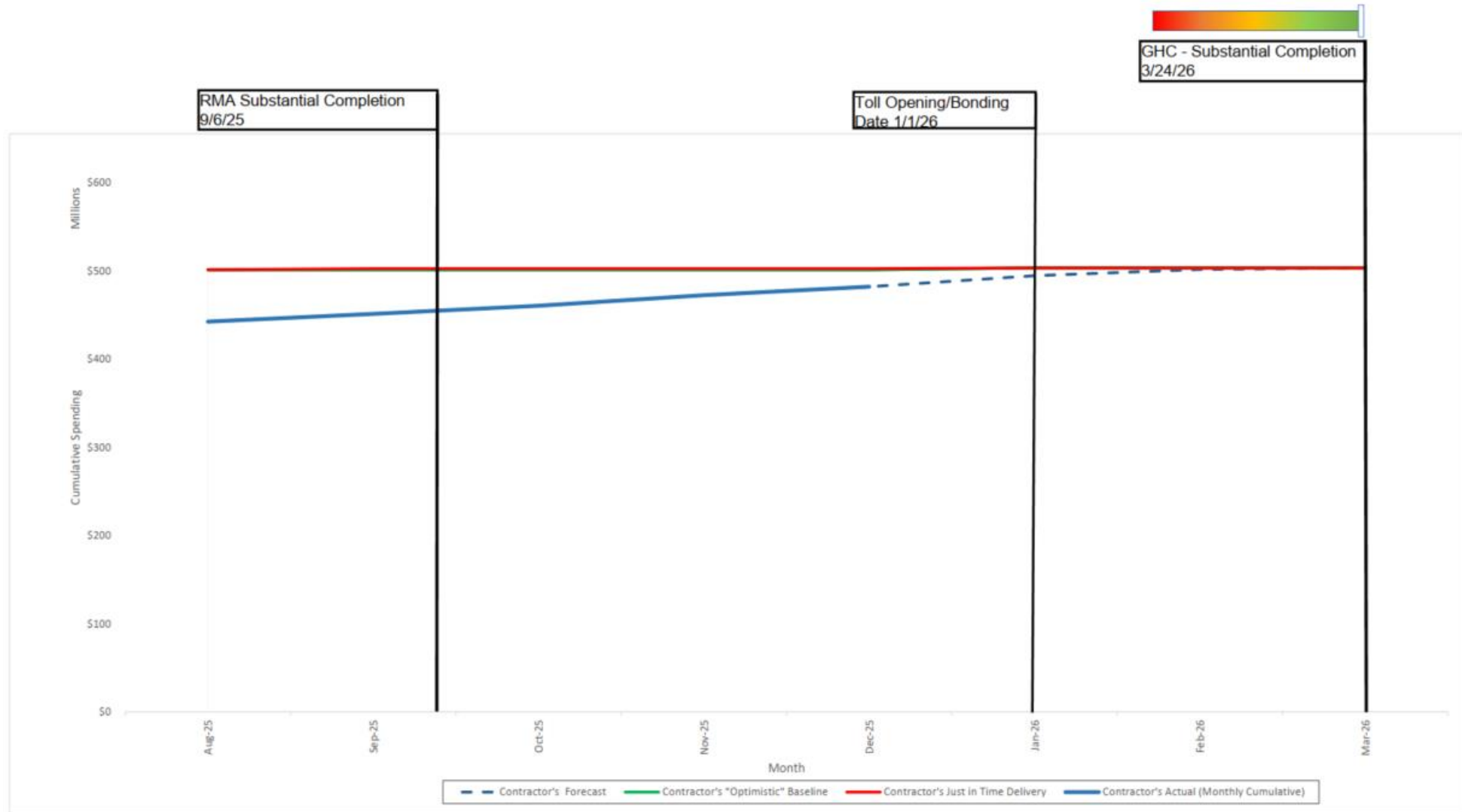
Retaining Walls



183 NORTH PROJECT



- Contractor Projected Earnings vs. Actual



Ongoing Public Outreach



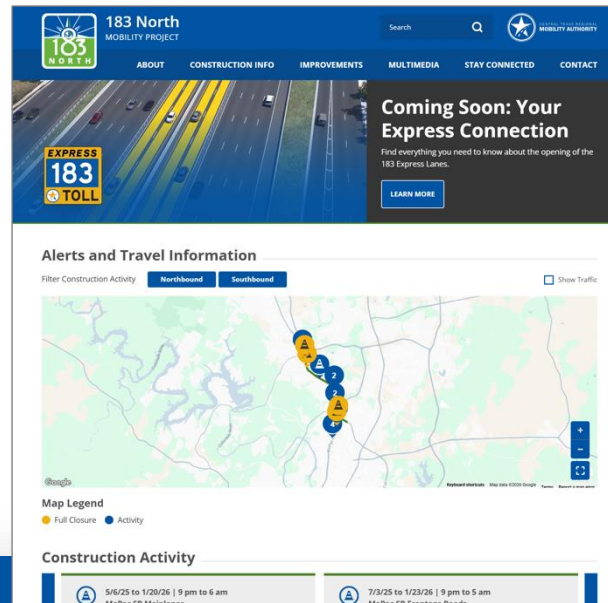
Project Newsletter

Every Other Month



Project Website

183North.com



Twitter

@183North



3,300

Recipients

Dec. 2025 Newsletter



15,122

Q4 Traffic

Website visits



687

Followers

In the Community



183 North Pup Party | Oct. 12



Anderson Mill Limited District Town Hall | Oct. 15



Spicewood Springs Library Birthday Party | Nov. 1



Rattan Fest | Nov. 8



Balcones Woods HOA | Nov. 9

The 183 North Mobility Project team joined the Balcones Woods HOA meeting to share updates and connect directly with residents.

Jolly, Bright Lakeline Night | Dec. 12





CENTRAL TEXAS REGIONAL
MOBILITY AUTHORITY

EXECUTIVE DIRECTOR REPORT



CENTRAL TEXAS REGIONAL
MOBILITY AUTHORITY

AGENDA ITEM #7A-B

James M. Bass
Executive Director

Executive Director Report

- A. Recent agency staff activities
- B. Agency roadway performance metrics

Recent agency staff activities



- Interagency Meetings
- Construction Partnership Program
- Cedar Park Chamber
- Round Rock Chamber
- Manor Chamber
- Elgin Chamber
- Austin Chamber Infrastructure Committee
- WTS Luncheon Event
- Crash Responder Week Meeting
- METT Community Conversation
- Various CUSIOP Meetings
- EZIOP Meetings
- NIOP Leadership and Committee Meetings
- Fatality Crash Review
- Texas Tolling Legal
- IBTTA Young Professionals Council Meeting
- IBTTA Tech Summit Planning Meeting
- IBTTA Enlightenment Group Meeting
- ABJ Economic Outlook



CENTRAL TEXAS REGIONAL
MOBILITY AUTHORITY

AGENDA ITEM #7A-B

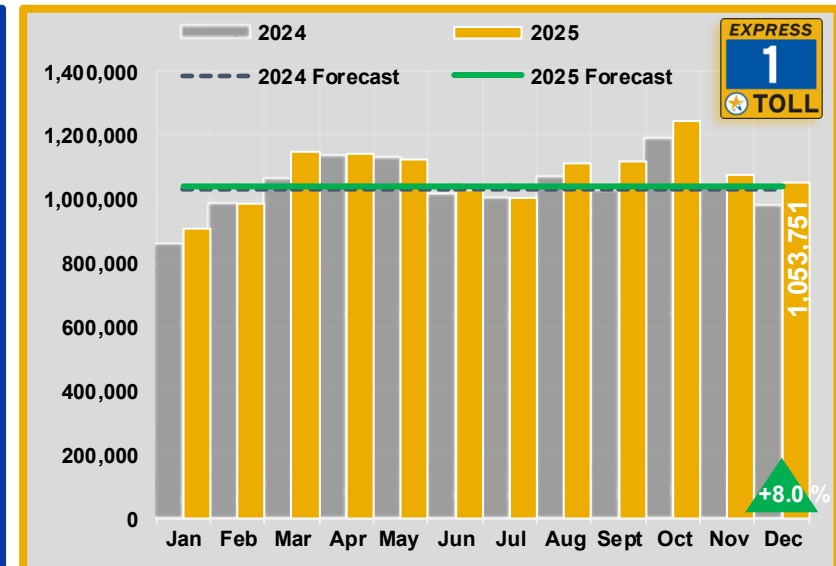
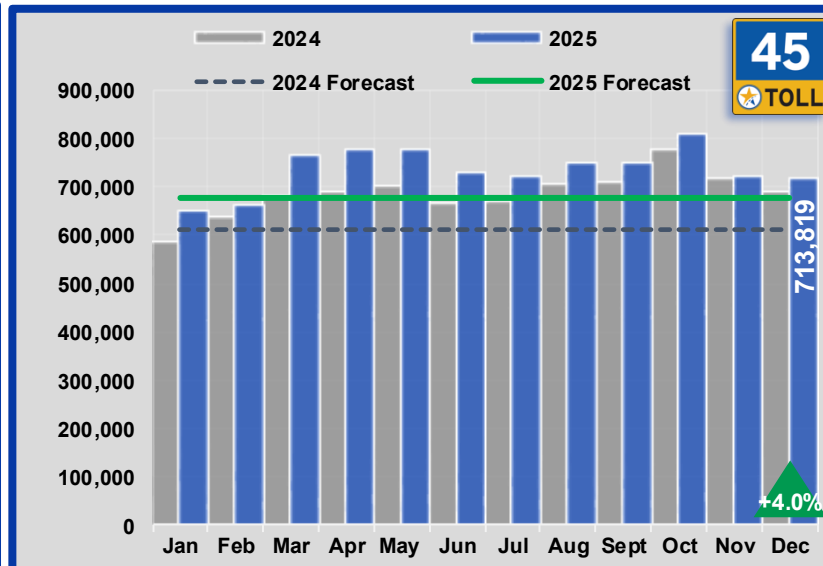
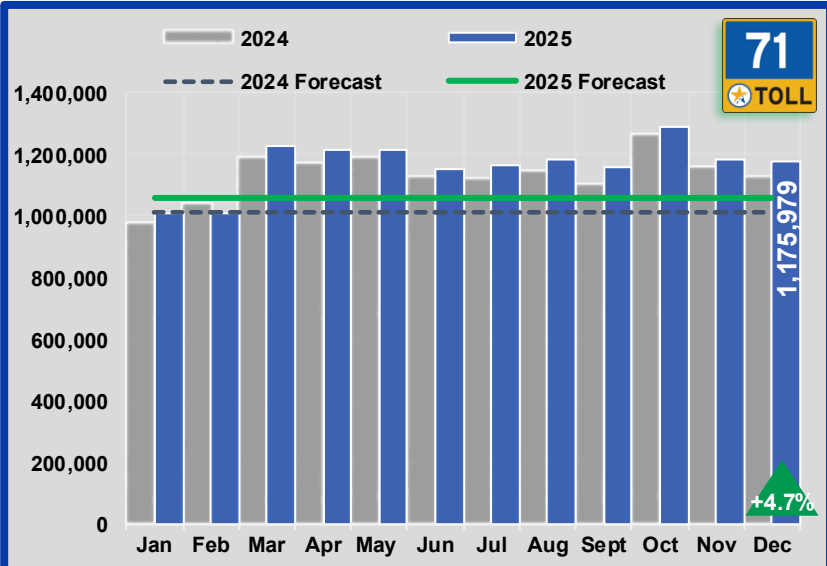
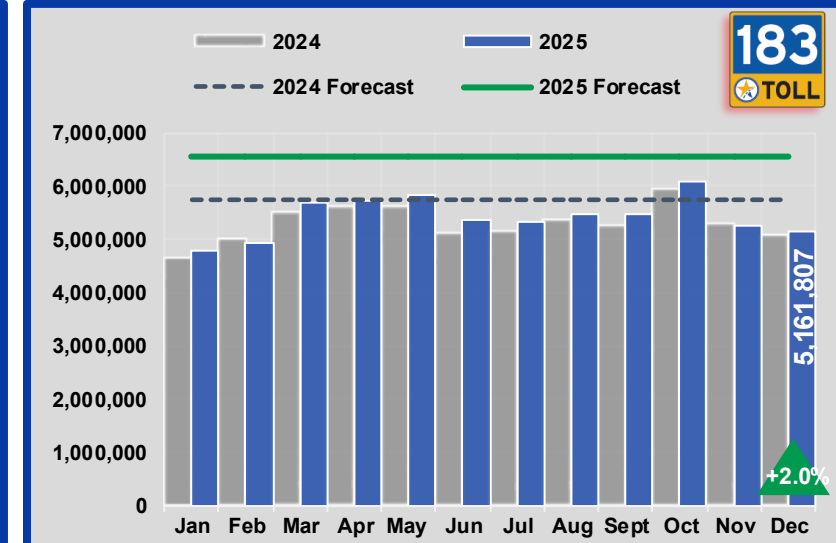
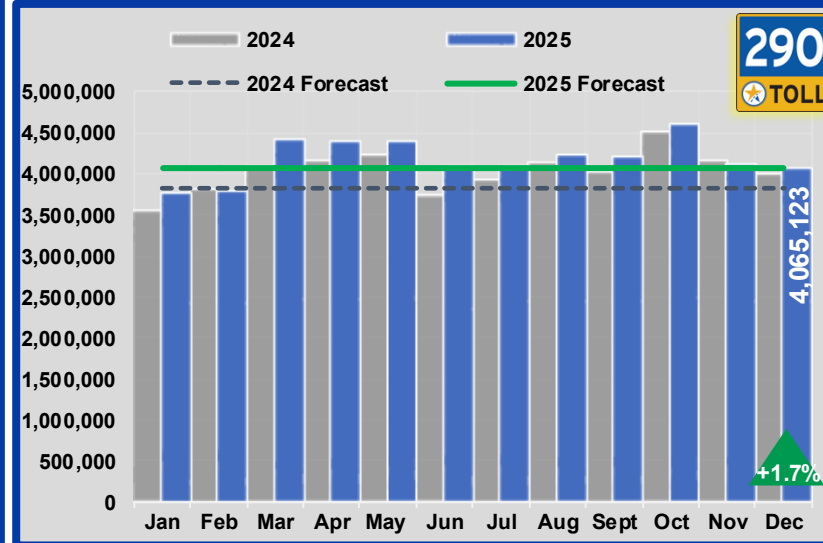
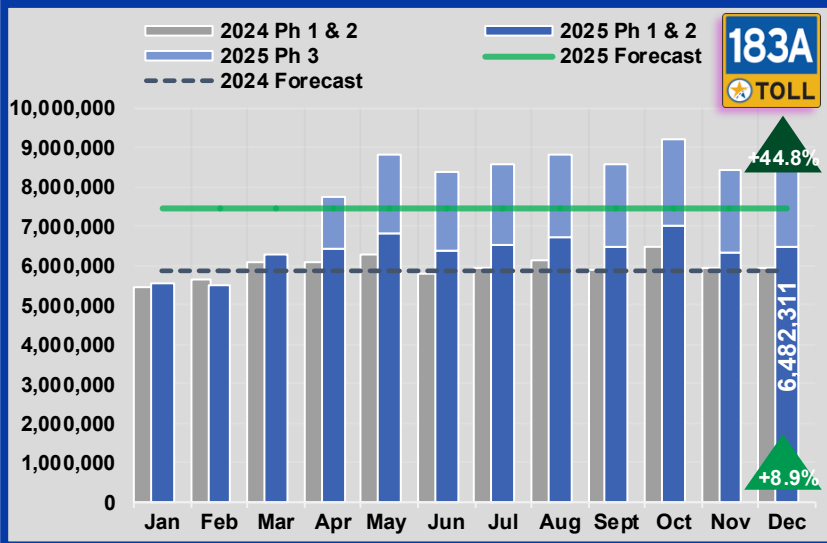
James M. Bass
Executive Director

Executive Director Report

- A. Recent agency staff activities
- B. Agency roadway performance metrics

Monthly Transaction Trend by Roadway

(Percent Change Over December 2024)



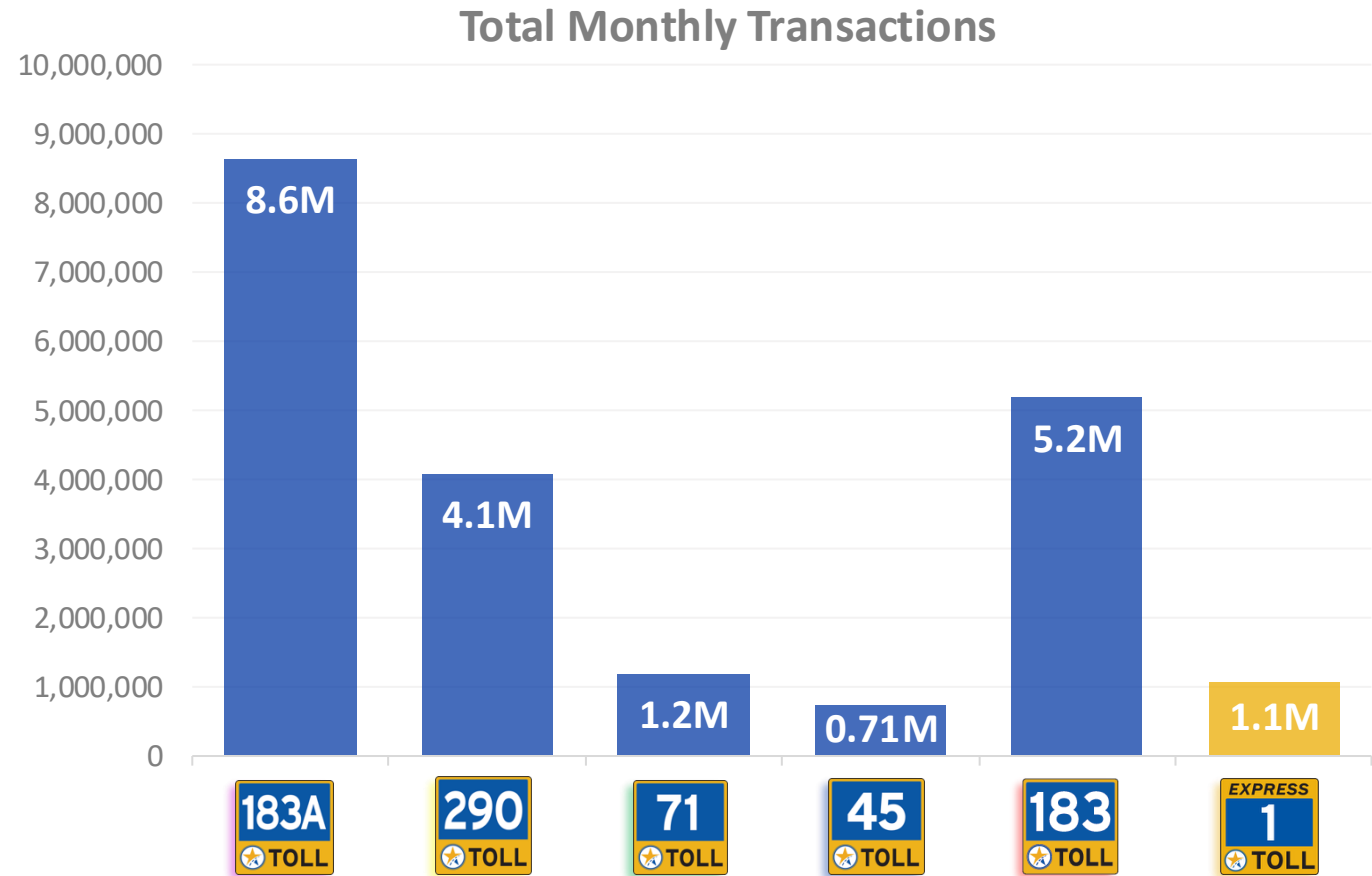
Note - 183A Toll includes Phase III Transactions starting April 9, 2025. Total CTRMA System +4.6% (w/o Ph3) and +17.3% (w/ Ph3).
 Forecast values from September 2021 T&R Forecast by Stantec. MoPac N Forecast values from Draft Oct 2021 T&R estimates by CDM Smith.

Transactions and Pre-Paid Penetration

December 2025



Roadway	Total Pre-paid Penetration %
183A Toll	70.71%
183A Ph 3 Toll	67.88%
290 Toll	62.52%
71 Toll	64.67%
45SW Toll	72.91%
183 Toll	61.75%
MoPac	73.24%
ALL	66.36%



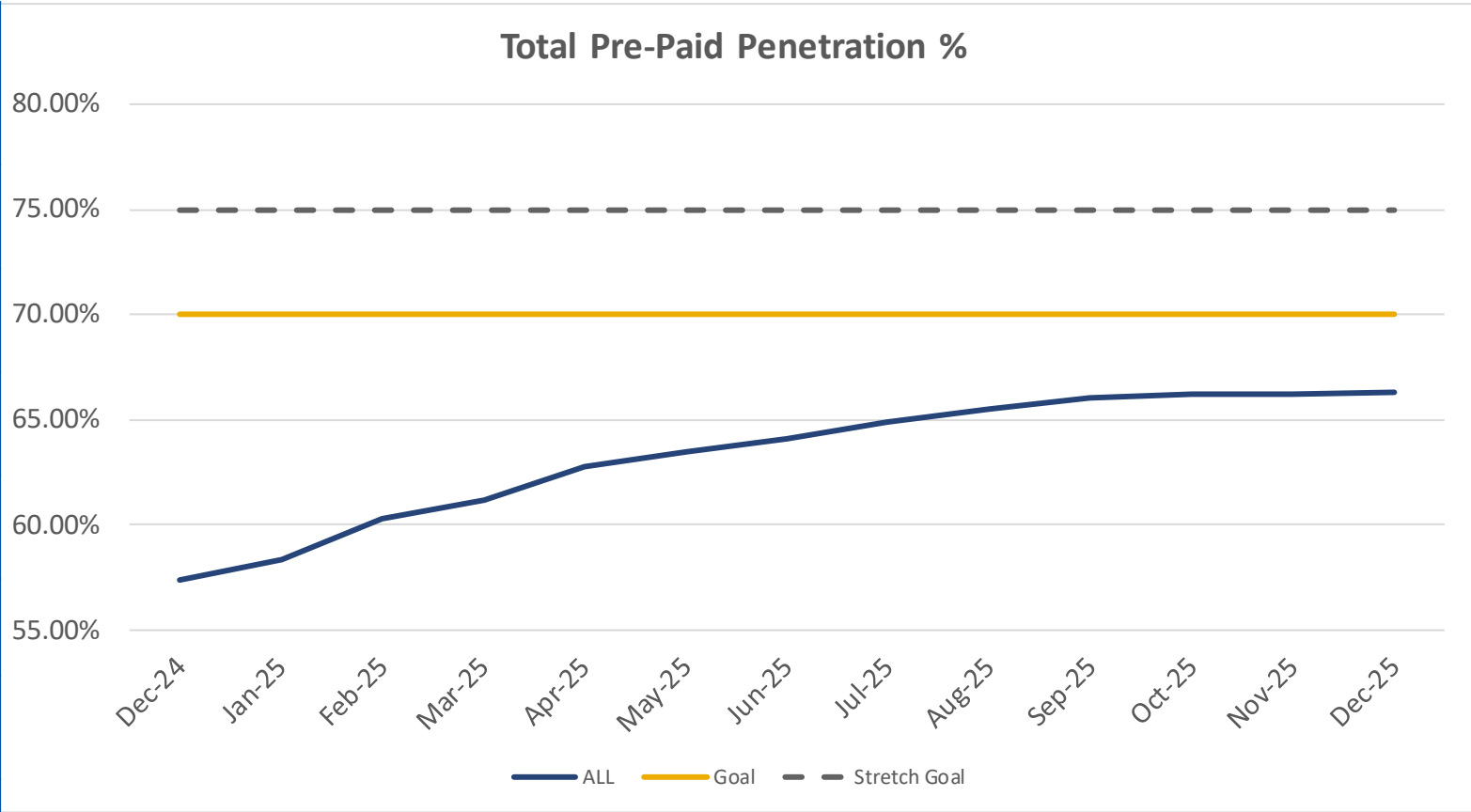
*183A includes
Ph 3 transactions

Transactions and Pre-Paid Penetration

December 2024 – December 2025



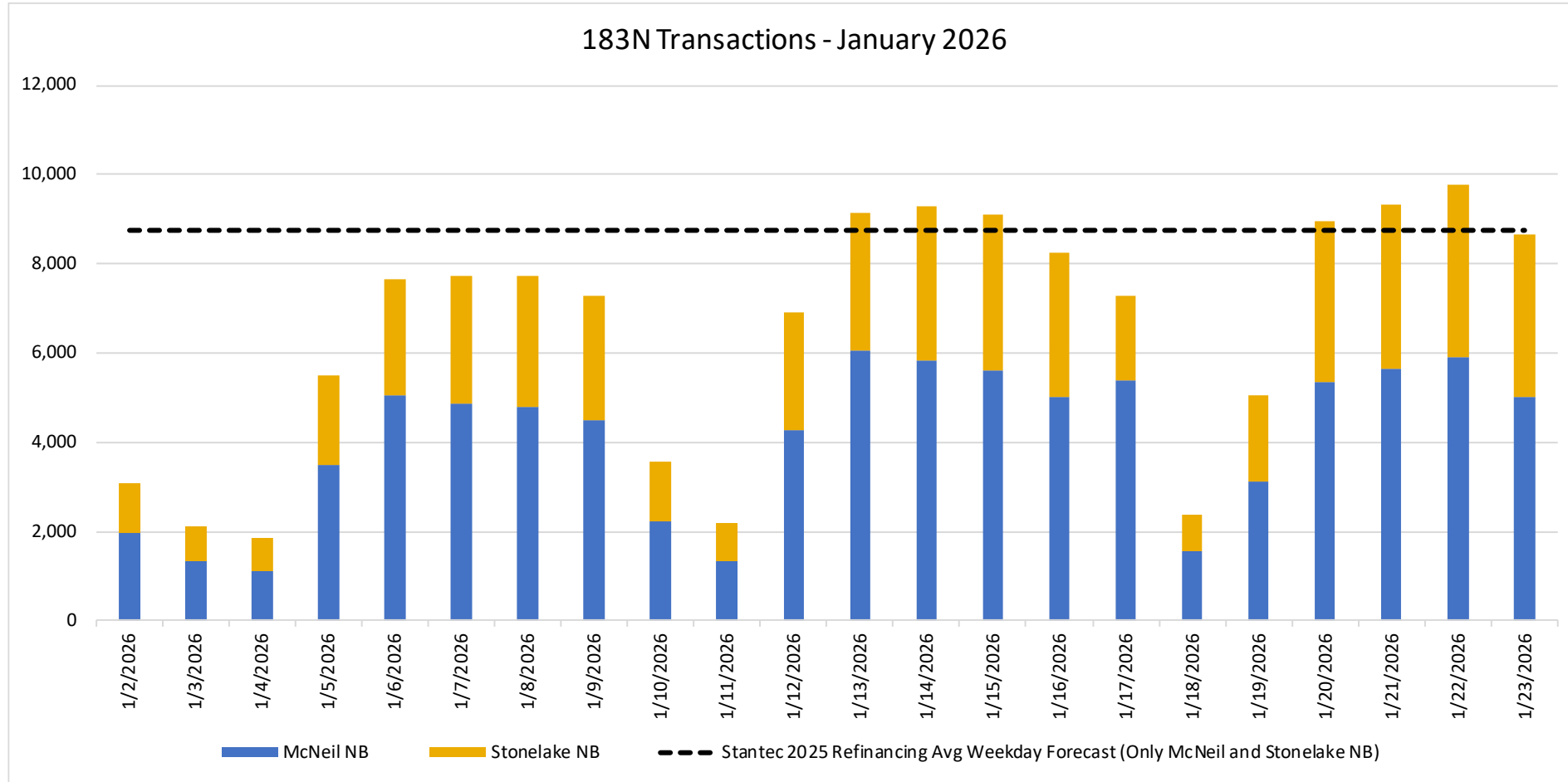
Roadway	Total Pre-paid Penetration % (Dec 2024)	Total Pre-paid Penetration % (Dec 2025)
183A Toll	62.74%	70.71%
183A Ph 3 Toll	-	67.88%
290 Toll	54.08%	62.52%
71 Toll	56.84%	64.67%
45SW Toll	63.22%	72.91%
183 Toll	52.44%	61.75%
MoPac	62.28%	73.24%
ALL	57.41%	66.36%



Source: Reconciliation Report

183N Early Look

January 2nd, 2026 – January 23rd, 2026



183N Early Look

January 5th, 2026 – January 23rd, 2026



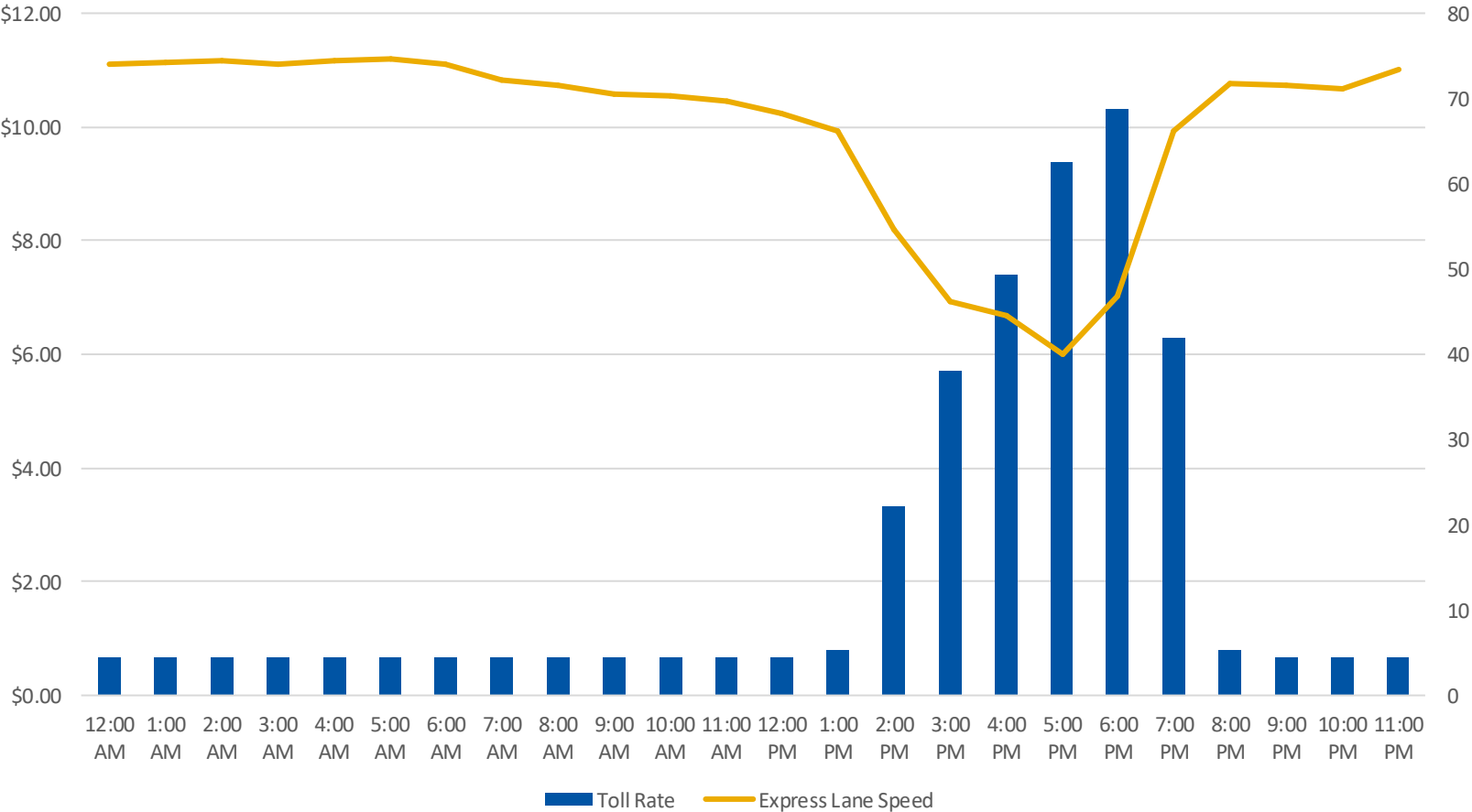
Date Range	Average Weekday Transactions (M-F)					
	Stonelake NB	Growth	McNeil NB	Growth	Total	Growth
Jan 5 th - Jan 9 th	2,647		4,534		7,181	
Jan 12 th - Jan 16 th	3,171	20%	5,359	18%	8,530	19%
Jan 19 th - Jan 23 rd	3,690	16%	5,487	2%	9,177	8%
Jan 2026 (Jan 5th - To Date)	3,132	--	5,101	--	8,233	--
2025 T&R Forecast	2,966	--	5,797	--	8,763	--
Difference	166	--	-696	--	-530	--
% Difference	6%	--	-12%	--	-6%	--

Cesar Chavez NB Hourly Patterns

December 2025 Average Weekday



Hourly Toll Rates Versus Average Speeds



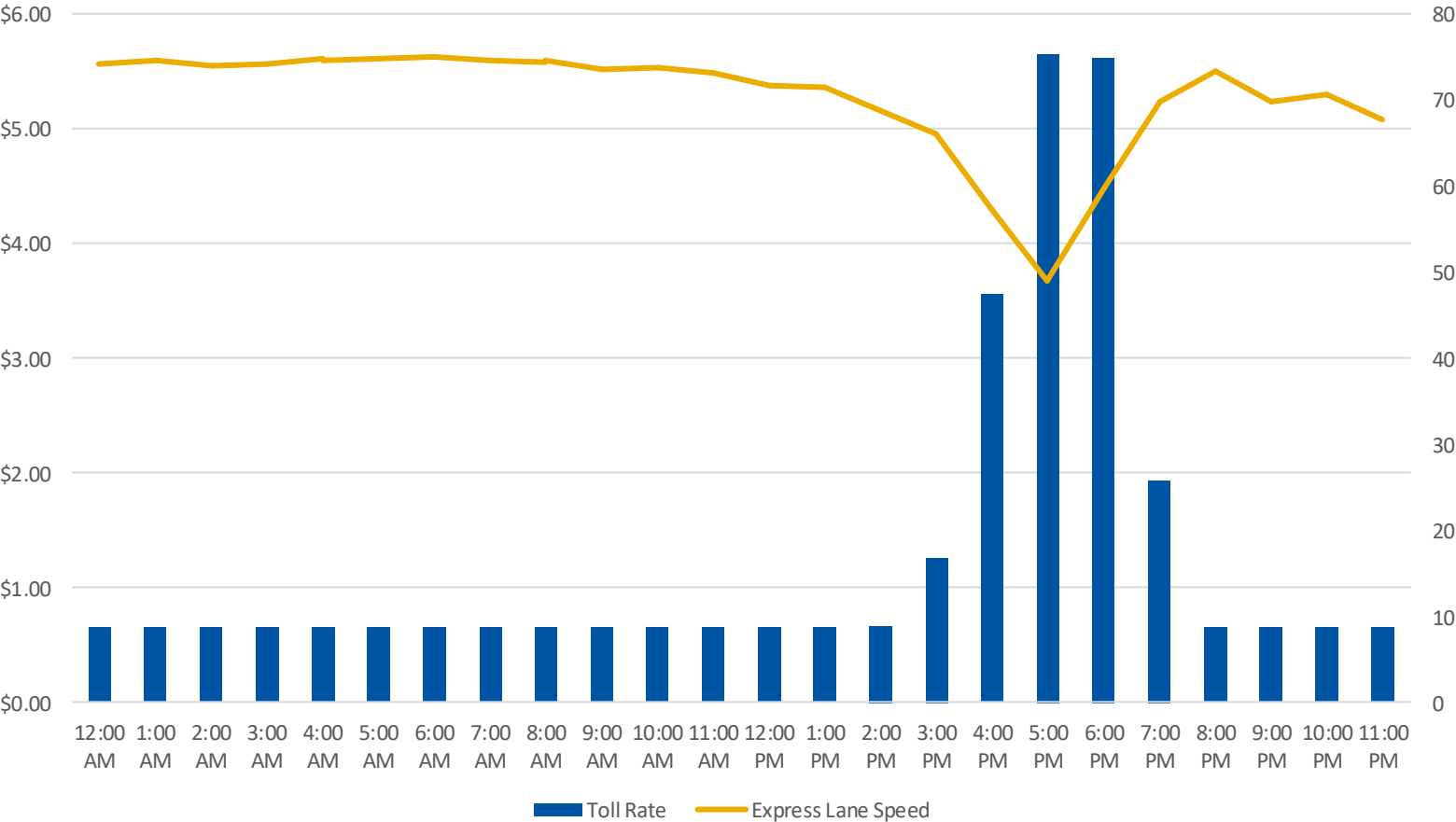
Average Weekday Defined as Tuesday through Thursday. Excludes 12/24 and 12/25.

Arborwalk NB Hourly Patterns

December 2025 Average Weekday



Hourly Toll Rates Versus Average Speeds

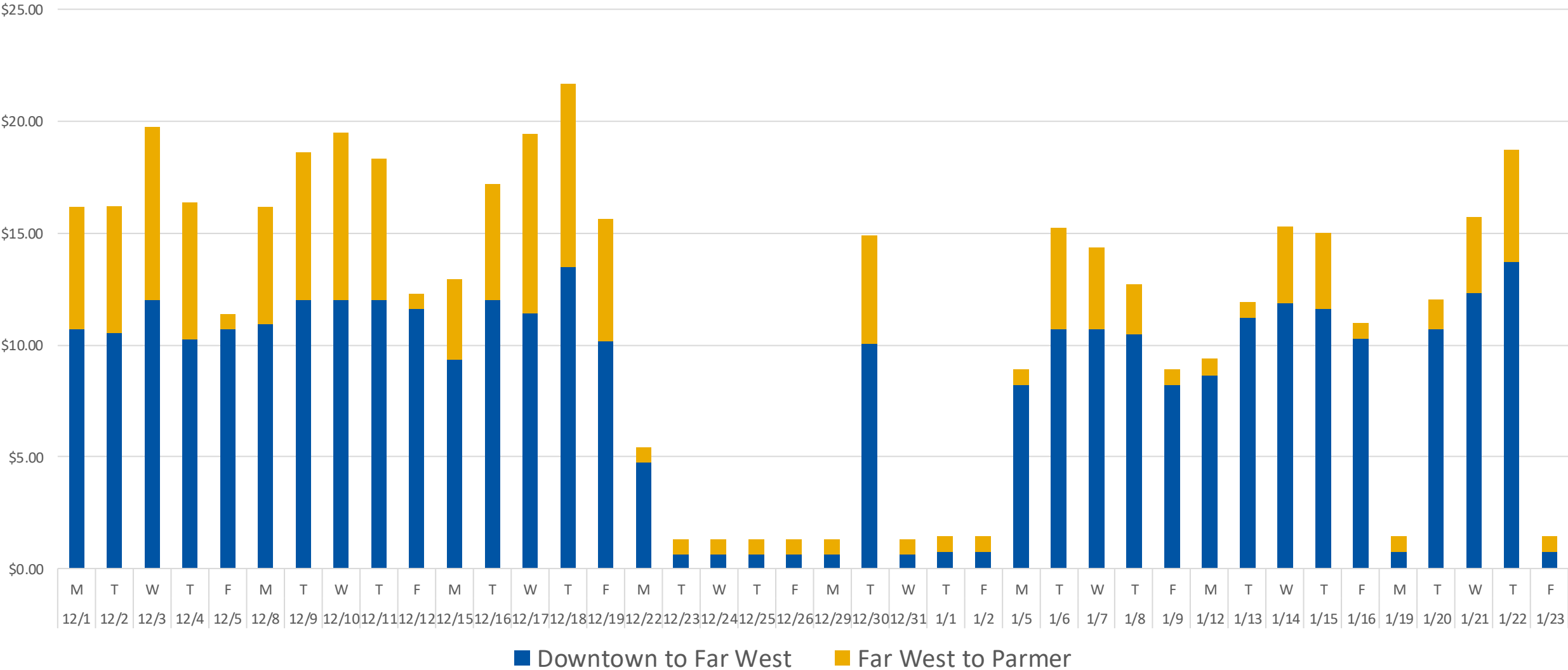


Average Weekday Defined as Tuesday through Thursday. Excludes 12/24 and 12/25.

MoPac NB Express Lane Pricing

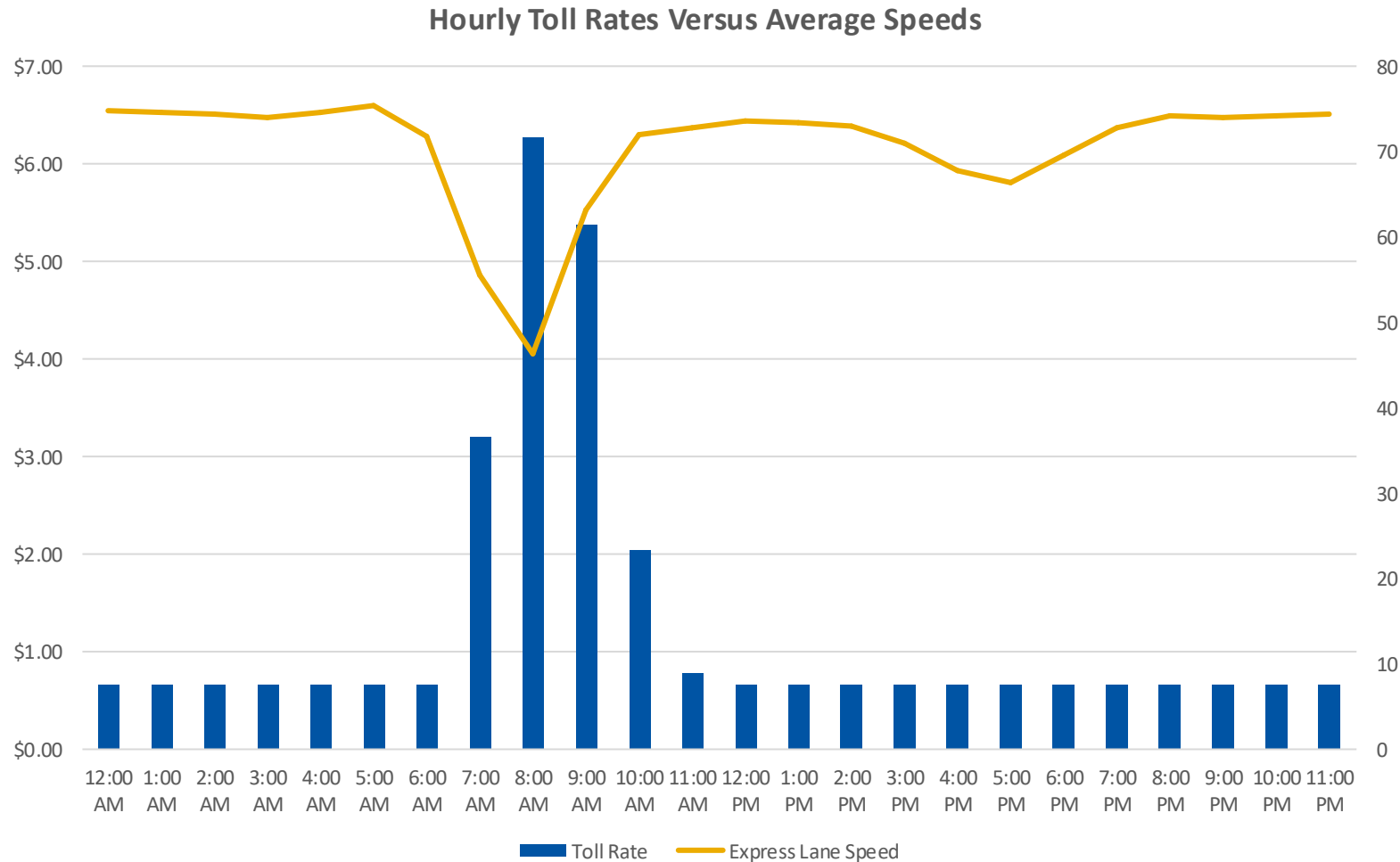


Mopac Express Lane Northbound Trip
6PM Snapshot



Parmer SB Hourly Patterns

December 2025 Average Weekday



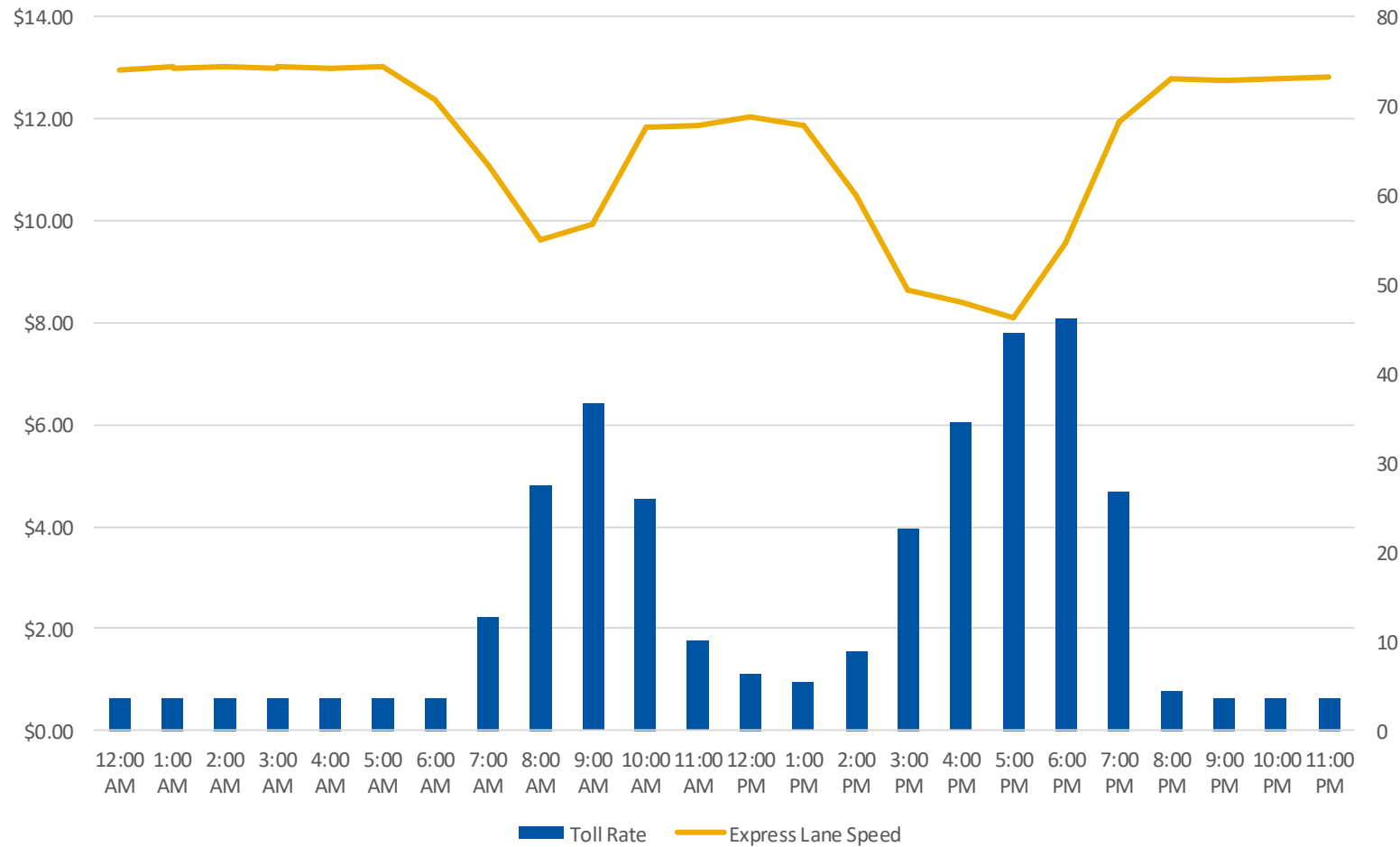
Average Weekday Defined as Tuesday through Thursday. Excludes 12/24 and 12/25.

RM 2222 SB Hourly Patterns

December 2025 Average Weekday



Hourly Toll Rates Versus Average Speeds

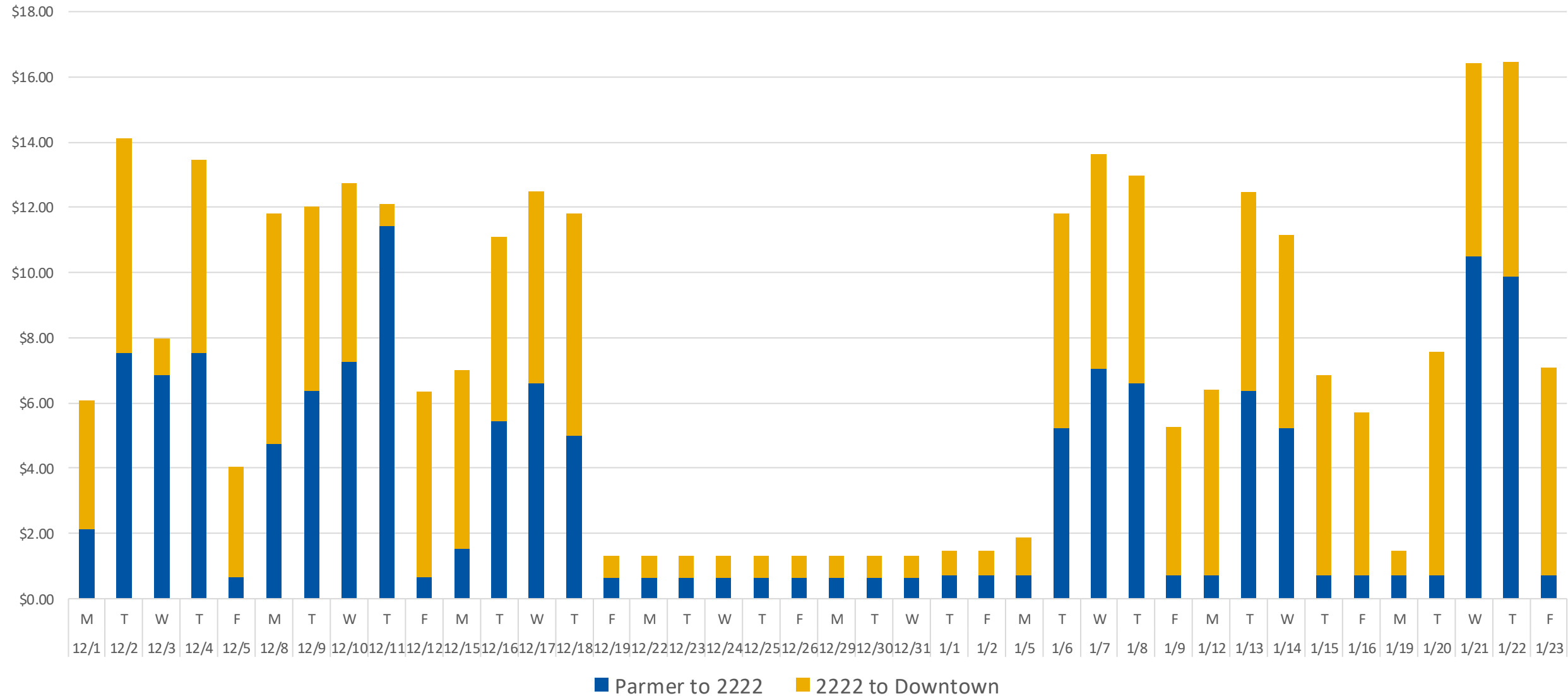


Average Weekday Defined as Tuesday through Thursday. Excludes 12/24 and 12/25.

MoPac SB Express Lane Pricing

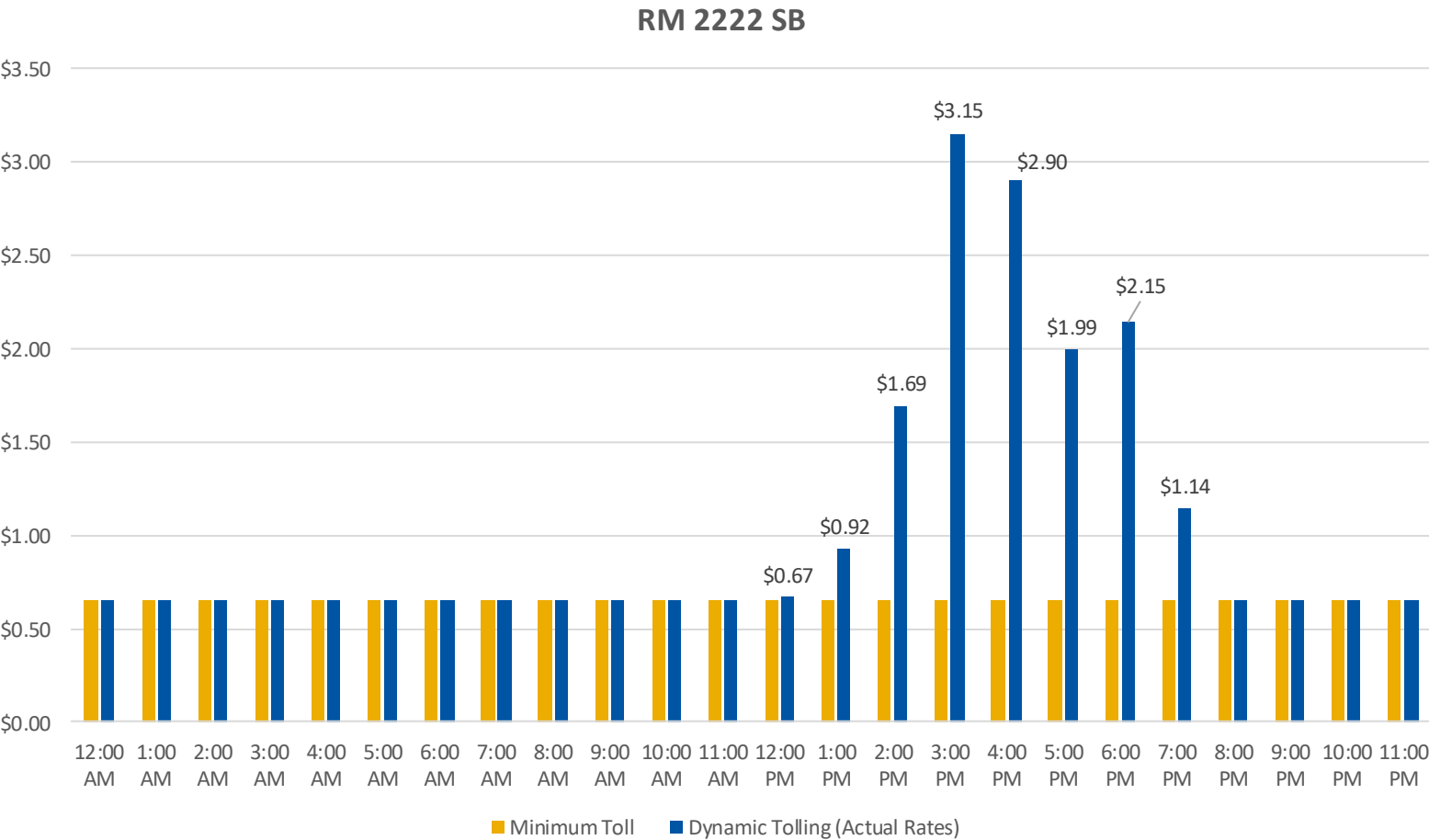


Mopac Express Lane Southbound Trip
8:30AM Snapshot



Weekend Tolls

Impact of Dynamic Tolling Algorithm on Average Saturday (Dec 2025)





CENTRAL TEXAS REGIONAL
MOBILITY AUTHORITY

EXECUTIVE SESSION

EXECUTIVE SESSION

ITEMS #8-12



CENTRAL TEXAS REGIONAL
MOBILITY AUTHORITY

8. Discuss the acquisition of one or more parcels or interests in real property needed for a maintenance yard and related issues, pursuant to §551.072 (Deliberation Regarding Real Property) and §551.071 (Consultation with Attorney).
9. Discuss legal issues related to claims by or against the Mobility Authority; pending or contemplated litigation and any related settlement offers; or other matters as authorized by §551.071 (Consultation with Attorney).
10. Discuss potential claims associated with the retaining walls on the 183 South Project, including the hiring of legal counsel to represent the Mobility Authority, as authorized by §551.071 (Consultation with Attorney).
11. Discuss legal issues relating to procurement and financing of Mobility Authority transportation projects and toll system improvements, as authorized by §551.071 (Consultation with Attorney).
12. Discuss personnel matters as authorized by §551.074 (Personnel Matters).



CENTRAL TEXAS REGIONAL
MOBILITY AUTHORITY

REGULAR ITEMS



CENTRAL TEXAS REGIONAL
MOBILITY AUTHORITY

REGULAR MEETING OF THE

BOARD OF DIRECTORS

ADJOURN MEETING #13

January 28, 2026