

**GENERAL MEETING OF THE BOARD OF DIRECTORS  
OF THE  
CENTRAL TEXAS REGIONAL MOBILITY AUTHORITY**

**RESOLUTION NO. 25-055**

**APPROVING THE AMENDMENT OF THE LETTER OF ENGAGEMENT WITH CROWE  
LLP FOR INDEPENDENT AUDITING SERVICES**

WHEREAS, the Central Texas Regional Mobility Authority (the “Mobility Authority”) is required to have an annual financial and compliance audit of its books and records in accordance with 43 Texas Administrative Code §26.61; and

WHEREAS, by Resolution No. 25-011, dated March 26, 2025, the Board of Directors approved the letter of engagement with Crowe LLP for the provision of independent auditing services; and

WHEREAS, the Mobility Authority requires additional independent auditing services that were not contemplated in the scope of the letter of engagement; and

WHEREAS, the Mobility Authority desires to amend the scope and compensation provisions of the letter of engagement to provide for the additional independent auditing services and funding for such services; and

WHEREAS, the Chief Financial Officer recommends that the Board of Directors approve the proposed amendments to the letter of engagement with Crowe LLP for additional independent auditing services, in the form or substantially the same form as is attached hereto as Exhibit A, and increased funding for the additional services, in the form or substantially the same form as is attached hereto as Exhibit B.

NOW THEREFORE, BE IT RESOLVED that the proposed amendments to the letter of engagement with Crowe LLP for additional independent auditing services is hereby approved and the Chief Financial Officer is authorized to execute the amendments to the letter of engagement on behalf of the Mobility Authority in the form or substantially the same form as is attached hereto as Exhibit A and Exhibit B.

Adopted by the Board of Directors of the Central Texas Regional Mobility Authority on the 29<sup>th</sup> day of October 2025.

Submitted and reviewed by:

Approved:



James Bass (Oct 29, 2025 22:46:40 CDT)

James M. Bass  
Executive Director



David Singleton (Oct 30, 2025 16:12:41 CDT)

David Singleton  
Chairman, Audit Committee

**Exhibit A**



**Crowe LLP**

Independent Member Crowe Global

2200 Ross Ave, Suite 4200E  
Dallas, TX 75201-3236  
Tel +1 214 777 5200  
Fax +1 214 777 5202  
[www.crowe.com](http://www.crowe.com)

October 23, 2025

Mr. Jose Hernandez  
Central Texas Regional Mobility Authority  
3300 North Interstate 35  
Austin, Texas 78705-1800

Dear Mr. Hernandez:

This engagement adjustment ("Amendment") amends the engagement letter dated April 8, 2025 ("Engagement Letter"), between Central Texas Regional Mobility Authority ("Client" or "you" or "your") and Crowe LLP ("Crowe" or "us" or "we" or "our"). This Amendment is effective as of the date of the Engagement Letter.

All capitalized terms in this Amendment shall have the same meaning as in the Engagement Letter.

The parties agree to the following changes in audit services to expand scope:

#### AUDIT SERVICES

##### Our Responsibilities

We will audit and report on the financial statements of the business-type activities, each major fund and the fiduciary activities which collectively comprise the basic financial statements of the Client for the period(s) indicated.

In addition to our report on the financial statements, we plan to evaluate the presentation of the following supplementary information in relation to the financial statements as a whole, and to report on whether this supplementary information is fairly stated, in all material respects, in relation to the financial statements as a whole.

- System Indenture Cash Flow and Debt Service Coverage
- Non-System Cash Flow and Debt Service Coverage

In addition to our report on the financial statements, we also plan to perform specified procedures in order to describe in our report whether the following required supplementary information is presented in accordance with applicable guidelines. However, we will not express an opinion or provide any assurance on this information due to our limited procedures.

- Management's Discussion and Analysis
- Schedule of Changes in Net Pension Assets/Liabilities and Related Ratios
- Pension Schedule of Employer Contributions
- Schedule of Changes in Net OPEB Assets and Related Ratios
- OPEB Schedule of Employer Contributions

Except as expressly amended herein, all other terms and conditions of the Engagement Letter shall remain in full force and effect and unmodified and shall govern this Amendment, including those changes in assumptions that could impact the estimated fees. In the event of conflict between the terms of the Engagement Letter and the terms of the Amendment, the Amendment shall control.

We are pleased to have this opportunity to serve you, and we look forward to a continuing relationship. If this letter is not to your understanding, please contact us so that we can revise this letter accordingly. If you have any questions or comments regarding the terms of this Amendment, please do not hesitate to contact Crowe.



ACCEPTANCE:

I have reviewed the arrangements outlined above and I accept on behalf of the Client the terms and conditions as stated. By signing below, I represent and warrant that I am authorized to accept the terms and conditions of this Agreement as stated.

IN WITNESS WHEREOF, Client and Crowe have duly executed this Amendment effective the date first written above.

Central Texas Regional Mobility Authority

Crowe LLP

\_\_\_\_\_  
Signature

\_\_\_\_\_  
Printed Name

\_\_\_\_\_  
Title

\_\_\_\_\_  
Date

DocuSigned by:  
  
3C505319FB7644F...

\_\_\_\_\_  
Signature

Kevin Smith

\_\_\_\_\_  
Printed Name

Partner

\_\_\_\_\_  
Title

october 23, 2025

\_\_\_\_\_  
Date

**CENTRAL TEXAS REGIONAL MOBILITY AUTHORITY**

**SINGLE AUDIT REPORT**

June 30, 2025

CENTRAL TEXAS REGIONAL MOBILITY AUTHORITY  
Austin, Texas  
June 30, 2025

CONTENTS

INDEPENDENT AUDITOR'S REPORT ON INTERNAL CONTROL OVER FINANCIAL REPORTING AND ON COMPLIANCE AND OTHER MATTERS BASED ON AN AUDIT OF FINANCIAL STATEMENTS PERFORMED IN ACCORDANCE WITH <i>GOVERNMENT AUDITING</i> <i>STANDARDS</i> .....	1
INDEPENDENT AUDITOR'S REPORT ON COMPLIANCE FOR EACH MAJOR FEDERAL PROGRAM; REPORT ON INTERNAL CONTROL OVER COMPLIANCE; AND REPORT ON THE SCHEDULE OF EXPENDITURES OF FEDERAL AWARDS REQUIRED BY THE UNIFORM GUIDANCE .....	3
SCHEDULE OF EXPENDITURES OF FEDERAL AWARDS .....	6
NOTES TO SCHEDULE OF EXPENDITURES OF FEDERAL AWARDS .....	7
SCHEDULE OF FINDINGS AND QUESTIONED COSTS .....	9
SUMMARY SCHEDULE OF PRIOR YEAR FINDINGS .....	13

INDEPENDENT AUDITOR'S REPORT ON INTERNAL CONTROL OVER FINANCIAL REPORTING AND  
ON COMPLIANCE AND OTHER MATTERS BASED ON AN AUDIT OF  
FINANCIAL STATEMENTS PERFORMED IN ACCORDANCE WITH  
GOVERNMENT AUDITING STANDARDS

Members of the Board of Directors  
Central Texas Regional Mobility Authority  
Austin, Texas

We have audited, in accordance with the auditing standards generally accepted in the United States of America and the standards applicable to financial audits contained in *Government Auditing Standards* issued by the Comptroller General of the United States, the financial statements of the business-type activities, each major fund, and the aggregate remaining fund information of the Central Texas Regional Mobility Authority (the Authority) as of and for the year ended June 30, 2025, and the related notes to the financial statements, which collectively comprise the Authority's basic financial statements and have issued our report thereon dated October 31, 2025.

**Report on Internal Control Over Financial Reporting**

In planning and performing our audit of the financial statements, we considered the Authority's internal control over financial reporting (internal control) as a basis for designing audit procedures that are appropriate in the circumstances for the purpose of expressing our opinions on the financial statements, but not for the purpose of expressing an opinion on the effectiveness of the Authority's internal control. Accordingly, we do not express an opinion on the effectiveness of the Authority's internal control.

A *deficiency in internal control* exists when the design or operation of a control does not allow management or employees, in the normal course of performing their assigned functions, to prevent, or detect and correct, misstatements on a timely basis. A *material weakness* is a deficiency, or a combination of deficiencies, in internal control such that there is a reasonable possibility that a material misstatement of the entity's financial statements will not be prevented, or detected and corrected on a timely basis. A *significant deficiency* is a deficiency, or a combination of deficiencies, in internal control that is less severe than a material weakness, yet important enough to merit attention by those charged with governance.

Our consideration of internal control was for the limited purpose described in the first paragraph of this section and was not designed to identify all deficiencies in internal control that might be material weaknesses or significant deficiencies and therefore, material weaknesses or significant deficiencies may exist that were not identified. We did identify certain deficiencies in internal control, described in the accompanying *schedule of findings* as items 2025-001 and 2025-002 that we consider to be material weaknesses.

## Report on Compliance and Other Matters

As part of obtaining reasonable assurance about whether the Authority's financial statements are free from material misstatement, we performed tests of its compliance with certain provisions of laws, regulations, contracts, and grant agreements, noncompliance with which could have a direct and material effect on the financial statements. However, providing an opinion on compliance with those provisions was not an objective of our audit, and accordingly, we do not express such an opinion. The results of our tests disclosed no instances of noncompliance or other matters that are required to be reported under *Government Auditing Standards*.

## The Authority's Response to Findings

*Government Auditing Standards* requires the auditor to perform limited procedures on the Authority's response to the findings identified in our audit and described in the accompanying *schedule of findings and questioned costs*. The Authority's response was not subjected to the other auditing procedures applied in the audit of the financial statements and, accordingly, we express no opinion on the response.

## Purpose of this Report

The purpose of this report is solely to describe the scope of our testing of internal control and compliance and the results of that testing, and not to provide an opinion on the effectiveness of the entity's internal control or on compliance. This report is an integral part of an audit performed in accordance with *Government Auditing Standards* in considering the entity's internal control and compliance. Accordingly, this communication is not suitable for any other purpose.

A handwritten signature in black ink that reads "Crowe LLP". The signature is stylized, with the "C" being large and looping, and the "LLP" being written in a more straightforward, blocky style.

Crowe LLP

Dallas, Texas  
October 31, 2025

INDEPENDENT AUDITOR'S REPORT ON COMPLIANCE FOR EACH MAJOR FEDERAL PROGRAM;  
REPORT ON INTERNAL CONTROL OVER COMPLIANCE; AND REPORT ON THE SCHEDULE OF  
EXPENDITURES OF FEDERAL AWARDS REQUIRED BY THE UNIFORM GUIDANCE

Members of the Board of Directors  
Central Texas Regional Mobility Authority  
City of Austin, Texas

**Report on Compliance for Major Federal Program**

***Opinion on Major Federal Program***

We have audited the Central Texas Regional Mobility Authority's (the "Authority") compliance with the types of compliance requirements identified as subject to audit in the OMB Compliance Supplement that could have a direct and material effect on the Authority's major federal program for the year ended June 30, 2025. The Authority's major federal program is identified in the summary of auditor's results section of the accompanying schedule of findings and questioned costs.

In our opinion, the Authority complied, in all material respects, with the compliance requirements referred to above that could have a direct and material effect on its major federal program for the year ended June 30, 2025.

***Basis for Opinion on Major Federal Program***

We conducted our audit of compliance in accordance with auditing standards generally accepted in the United States of America (GAAS); the standards applicable to financial audits contained in Government Auditing Standards issued by the Comptroller General of the United States (Government Auditing Standards); and the audit requirements of Title 2 U.S. *Code of Federal Regulations Part 200, Uniform Administrative Requirements, Cost Principles, and Audit Requirements for Federal Awards* (Uniform Guidance). Our responsibilities under those standards and the Uniform Guidance are further described in the Auditor's Responsibilities for the Audit of Compliance section of our report.

We are required to be independent of the Authority and to meet our other ethical responsibilities, in accordance with relevant ethical requirements relating to our audit. We believe that the audit evidence we have obtained is sufficient and appropriate to provide a basis for our opinion on compliance for the major federal program. Our audit does not provide a legal determination of the Authority's compliance with the compliance requirements referred to above.

***Responsibilities of Management for Compliance***

Management is responsible for compliance with the requirements referred to above and for the design, implementation, and maintenance of effective internal control over compliance with the requirements of laws, statutes, regulations, rules and provisions of contracts or grant agreements applicable to the Authority's federal programs.

---

(Continued)

## ***Auditor's Responsibilities for the Audit of Compliance***

Our objectives are to obtain reasonable assurance about whether material noncompliance with the compliance requirements referred to above occurred, whether due to fraud or error, and express an opinion on the Authority's compliance based on our audit. Reasonable assurance is a high level of assurance but is not absolute assurance and therefore is not a guarantee that an audit conducted in accordance with GAAS, *Government Auditing Standards*, and the Uniform Guidance will always detect material noncompliance when it exists. The risk of not detecting material noncompliance resulting from fraud is higher than for that resulting from error, as fraud may involve collusion, forgery, intentional omissions, misrepresentations, or the override of internal control. Noncompliance with the compliance requirements referred to above is considered material, if there is a substantial likelihood that, individually or in the aggregate, it would influence the judgment made by a reasonable user of the report on compliance about the Authority's compliance with the requirements of each major federal program as a whole.

In performing an audit in accordance with GAAS, *Government Auditing Standards*, and the Uniform Guidance, we

- exercise professional judgment and maintain professional skepticism throughout the audit.
- identify and assess the risks of material noncompliance, whether due to fraud or error, and design and perform audit procedures responsive to those risks. Such procedures include examining, on a test basis, evidence regarding the Authority's compliance with the compliance requirements referred to above and performing such other procedures as we considered necessary in the circumstances.
- obtain an understanding of the Authority's internal control over compliance relevant to the audit in order to design audit procedures that are appropriate in the circumstances and to test and report on internal control over compliance in accordance with the Uniform Guidance, but not for the purpose of expressing an opinion on the effectiveness of the Authority's internal control over compliance. Accordingly, no such opinion is expressed.

We are required to communicate with those charged with governance regarding, among other matters, the planned scope and timing of the audit and any significant deficiencies and material weaknesses in internal control over compliance that we identified during the audit.

## **Report on Internal Control Over Compliance**

*A deficiency in internal control over compliance* exists when the design or operation of a control over compliance does not allow management or employees, in the normal course of performing their assigned functions, to prevent, or detect and correct, noncompliance with a type of compliance requirement of a federal program on a timely basis. *A material weakness in internal control over compliance* is a deficiency, or a combination of deficiencies, in internal control over compliance, such that there is a reasonable possibility that material noncompliance with a type of compliance requirement of a federal program will not be prevented, or detected and corrected, on a timely basis. *A significant deficiency in internal control over compliance* is a deficiency, or a combination of deficiencies, in internal control over compliance with a type of compliance requirement of a federal program that is less severe than a material weakness in internal control over compliance, yet important enough to merit attention by those charged with governance.

Our consideration of internal control over compliance was for the limited purpose described in the Auditor's Responsibilities for the Audit of Compliance section above and was not designed to identify all deficiencies in internal control over compliance that might be material weaknesses or significant deficiencies in internal control over compliance. Given these limitations, during our audit we did not identify any deficiencies in internal control over compliance that we consider to be material weaknesses, as defined above. However, material weaknesses or significant deficiencies in internal control over compliance may exist that were not identified.

---


(Continued)

Our audit was not designed for the purpose of expressing an opinion on the effectiveness of internal control over compliance. Accordingly, no such opinion is expressed.

The purpose of this report on internal control over compliance is solely to describe the scope of our testing of internal control over compliance and the results of that testing based on the requirements of the Uniform Guidance. Accordingly, this report is not suitable for any other purpose.

#### **Report on Schedule of Expenditures of Federal Awards Required by the Uniform Guidance**

We have audited the financial statements of each major fund, and the aggregate remaining fund information of the Authority as of and for the year ended June 30, 2025, and the related notes to the financial statements, which collectively comprise the Authority's basic financial statements. We issued our report thereon dated October 31, 2025, which contained unmodified opinions on those financial statements. Our audit was conducted for the purpose of forming opinions on the financial statements that collectively comprise the basic financial statements. The accompanying schedule of expenditures of federal awards is presented for purposes of additional analysis as required by the Uniform Guidance and is not a required part of the basic financial statements. Such information is the responsibility of management and was derived from and relates directly to the underlying accounting and other records used to prepare the basic financial statements. The information has been subjected to the auditing procedures applied in the audit of the financial statements and certain additional procedures, including comparing and reconciling such information directly to the underlying accounting and other records used to prepare the basic financial statements or to the basic financial statements themselves, and other additional procedures in accordance with auditing standards generally accepted in the United States of America. In our opinion, the schedule of expenditure of federal awards is fairly stated in all material respects in relation to the basic financial statements as a whole.

A handwritten signature in black ink that reads "Crowe LLP". The signature is stylized, with the "C" being large and looping, and the "LLP" being written in a more straightforward, blocky style.

Crowe LLP

Austin, Texas  
December 4, 2025



CENTRAL TEXAS REGIONAL MOBILITY AUTHORITY  
SCHEDULE OF EXPENDITURES OF FEDERAL AWARDS  
June 30, 2025

---

<u>Federal grantor/pass-through grantor/program title</u>	<u>Assistance Listing Number</u>	<u>Pass-through Entity Identifying Number</u>	<u>Total Federal Expenditures</u>
<b><u>U.S. Department of Transportation</u></b>			
Transportation Infrastructure Finance and Innovation Act (TIFIA) Program	20.223	N/A	\$ 106,712,890
Total TIFIA Program			<u>106,712,890</u>
<b>Total Federal Expenditures</b>			<u>\$ 106,712,890</u>

---

See accompanying notes to schedule of expenditure of federal awards.

## **NOTE 1 – SUMMARY OF SIGNIFICANT ACCOUNTING POLICIES**

### **Reporting Entity**

The Schedule of Expenditures of Federal Awards (the Schedule) includes the activity of all federal programs administered by Central Texas Regional Mobility Authority (the Authority). Because this schedule presents only a selected portion of the operations of the Authority, it is not intended to, and does not, present the financial position, changes in net position or cash flows of the Authority.

### **Basis of Presentation**

The accompanying Schedule of Expenditures of Federal Awards presents the activity of all federal award programs of the Central Texas Regional Mobility Authority (the "Authority") for the year ended June 30, 2025. The Authority's reporting entity is defined in Note 1 of the Authority's Annual Financial Report. The accompanying notes are an integral part of this Schedule. All federal awards received directly by the primary government from federal agencies are included in the scope of the Federal Single Audit requirements of Title 2 U.S. Code of Federal Regulations (CFR) Part 200, *Uniform Administrative Requirements, Cost Principles, and Audit Requirements for Federal Awards (Uniform Guidance)* and are included on the Schedule of Expenditures of Federal Awards. There were no funds passed to subrecipients.

### **Basis of Accounting**

The expenditures for the federal financial assistance program are presented on the accrual basis of accounting.

## **NOTE 2 – INDIRECT COST RATE**

The Authority uses the applicable federally negotiated indirect cost rate and has elected not to use the ten percent de minimis indirect cost rate allowed under the Uniform Guidance.

## **NOTE 3– LOANS**

In February 2021, the Authority entered into a secured loan agreement (the 2021A TIFIA Loan Agreement) with the United States Department of Transportation, pursuant to which the Authority is authorized to borrow an aggregate amount not to exceed \$448,383,623 (the 2021A TIFIA Loan), excluding interest that is capitalized, to pay or reimburse the Authority for eligible project costs of the 183 South Project, the 290E Phase III Project and the 183A Phase III Project. The 2021A TIFIA Loan is comprised of the 183-S Tranche (in an aggregate principal amount not to exceed \$302,980,387 relating to the 183 South Project), the Manor Expressway Tranche (in an aggregate principal amount not to exceed \$38,690,346 relating to the 290E Phase III Project) and the 183A Tranche (in an aggregate principal amount not to exceed \$106,712,890 relating to the 183A Phase III Project).

The Authority's obligations to repay amounts borrowed under the 2021A TIFIA Loan Agreement are evidenced by the Authority's Subordinate Lien Revenue Bonds, Taxable Series 2021A (the 2021A TIFIA Bonds). The 2021A TIFIA Bonds are comprised of the 183-S TIFIA Bond (which evidences the Authority's obligations with respect to the 183-S Tranche of the 2021A TIFIA Loan), the Manor Expressway TIFIA Bond (which evidences the Authority's obligations with respect to the Manor Expressway Tranche of the 2021A TIFIA Loan) and the 183A TIFIA Bond (which evidences the Authority's obligations with respect to the 183A Tranche of the 2021A TIFIA Loan).

CENTRAL TEXAS REGIONAL MOBILITY AUTHORITY  
NOTES TO SCHEDULE OF EXPENDITURES OF FEDERAL AWARDS  
June 30, 2025

---

The 183-S TIFIA Bond, the Manor Expressway TIFIA Bond and the 183A TIFIA Bond bear interest at 2.19%, 2.20% and 2.20% per annum, respectively. The final maturity date of the 183-S TIFIA Bond is January 1, 2049. The final maturity date of the Manor Expressway TIFIA Bond is January 1, 2054. The final maturity date of the 183A TIFIA Bond will be the earlier of (a) the date that is thirty-five (35) years from the date of substantial completion of the 183A Phase III Project and (b) January 1, 2055.

Payments of principal and interest on the 2021A TIFIA Bonds are payable each January 1 and July 1, commencing on July 1, 2024, for the 183-S TIFIA Bond, January 1, 2025, for the Manor Expressway TIFIA Bond, and January 1, 2029, for the 183A TIFIA Bond.

The Authority has received 2021A TIFIA loan proceeds from the 183-S Tranche of approximately \$282.2 million and the Manor Expressway Tranche of \$38.6 million, which were used to refinance certain outstanding obligations of the Authority relating to the 183 South Project and the 290E Phase III Project. The Authority has received loan proceeds from the 183A Tranche of the 2021A TIFIA Loan of approximately \$106.7 million, which were used to provide long-term financing for the 183A Phase III Project.

As of June 30, 2025, the Manor Expressway TIFIA Bond had an outstanding balance of \$41.1 million, which included accreted interest of approximately \$2.4 million. As of June 30, 2025, the 183-S TIFIA Bond had a balance outstanding of \$322.4 million which included accreted interest of approximately \$19.4 million. As of June 30, 2025, the 183A Phase III TIFIA Bond had an outstanding balance of \$106.7 million.

CENTRAL TEXAS REGIONAL MOBILITY AUTHORITY  
SCHEDULE OF FINDINGS AND QUESTIONED COSTS  
June 30, 2025

---

**Section I - Summary of Auditor's Results**

***Financial Statements***

Type of auditor's report issued: Unmodified

Internal control over financial reporting:

Material weakness(es) identified?                        X   Yes                             No

Significant deficiency(ies) identified?                             Yes                        X   None Reported

Noncompliance material to financial  
statements noted?                             Yes                        X   No

***Federal Awards***

Internal Control over major program:

Material weakness(es) identified?                             Yes                        X   No

Significant deficiency(ies) identified?                             Yes                        X   None Reported

Type of auditor's report issued on compliance for major program: Unmodified

Any audit findings disclosed that are required to be  
disclosed in accordance with the Uniform Guidance?                             Yes                        X   No

Identification of major program:

**Assistance Listing Numbers**

20.223

**Name of Federal Program or Cluster**

Transportation Infrastructure Finance and  
Innovation Act (TIFIA) Program

Dollar threshold used to distinguish between  
Type A and Type B programs:                      \$750,000

Auditee qualified as low-risk auditee?                             Yes                        X   No

---

(Continued)

## Section II - Financial Statement Findings

### Finding #: 2025-001 Information Technology

#### Type of Finding: Material Weakness

**Criteria:** An organization should establish and maintain a comprehensive system of internal control over information technology, including all financially significant systems, that is appropriately designed and implemented to provide reasonable assurance that misstatements in the financial statements are prevented, or detected and corrected, on a timely basis in the normal course of operations. An effective IT control environment includes both general and application controls that function as intended to ensure the confidentiality, integrity, and availability of financial data processed through the organization's information systems. Formal, documented IT policies and procedures—encompassing areas such as system access, change management, data integrity, cybersecurity, and disaster recovery—are essential components of this control framework. These controls and related policies serve to promote reliable financial reporting, safeguard digital and financial assets, and support the overall effectiveness of the organization's internal control system.

**Condition:** The organization's IT controls and related policies are inadequately documented, inconsistently applied, and not subject to regular review. Key gaps include the absence of formal, annually reviewed Information Security and Change Management policies; insufficient oversight of user and privileged access; weak password management and log monitoring; and infrequent review of physical and backup access controls. Change processes lack proper authorization and testing, and management does not routinely review SOC reports or verify complementary user controls. Collectively, these weaknesses indicate a lack of consistent governance over IT operations and increase the risk of unauthorized access, data compromise, and operational disruption.

**Cause:** Internal controls, policies, and procedures around information technology are either lacking, are not properly or periodically reviewed and have not been formalized in writing.

**Effect or potential effect:** Failure to address the identified IT control weaknesses could expose the Authority to significant operational, security, and compliance risks. Inadequate formalization and review of the Information Security Policy may result in inconsistent control implementation and noncompliance with regulatory requirements. Unrestricted or poorly monitored privileged-level access — including shared or generic accounts — could lead to unauthorized system activity, lack of accountability, and potential data compromise. Weak password management practices and the absence of periodic review of authentication parameters heighten the risk of unauthorized access and system breaches. Furthermore, insufficient monitoring and review of privileged activity logs could delay the detection of anomalous or malicious behavior, hindering timely corrective actions. Collectively, these deficiencies undermine the organization's ability to safeguard critical information assets, maintain operational integrity, and demonstrate sound governance over IT controls.

**Recommendation:** Management should enhance governance and oversight of key information security processes. The Information Security Policy should be formalized, reviewed, and communicated to ensure consistent implementation of control standards. Privileged-level access — including shared, service, and generic accounts — should be periodically reviewed, restricted, and properly authorized to maintain accountability and reduce the risk of misuse. Password and authentication parameters should be aligned with industry best practices and reviewed regularly to ensure adequate protection against unauthorized access. Additionally, privileged activity logs should be actively monitored and reviewed to detect and respond to unusual or unauthorized actions in a timely manner. Collectively, these steps will help improve control effectiveness, strengthen the organization's security posture, and demonstrate continued commitment to sound IT governance and compliance. We recognize that the level of management staffing may impact certain processes, procedures, and internal controls, however, management should consider this impact and add or adjust internal controls in response to this factor.

---

(Continued)

CENTRAL TEXAS REGIONAL MOBILITY AUTHORITY  
SCHEDULE OF FINDINGS AND QUESTIONED COSTS  
June 30, 2025

---

**Views of responsible officials and planned corrective actions:** See Corrective Action Plan.

**Indication of repeat finding:** Yes. Outstanding since 2023.

**Finding #: 2025-002 Segregation of Duties – Journal Entries**

**Type of Finding:** Material Weakness

**Criteria:** An organization should design and implement controls that provide reasonable assurance that transactions are properly authorized, recorded, and reviewed. Specifically, segregation of duties requires that no individual has control over all aspects of a financial transaction — including initiation, authorization, recording, and review — to prevent errors and potential fraud. Such controls should be formalized in written policy.

**Condition:** Individuals at the Authority have the ability to both prepare and post journal entries without independent review or documented approval. There is no policy or procedure governing the creation, approval, or posting of journal entries. As a result, journal entries can be entered and posted directly to the general ledger by the same individual, with no secondary verification or evidence of review. Additionally, other errors were noted in accounts receivable, debt amortization schedules and net position calculations which had not been corrected by a reviewer.

**Cause:** Navision, the system used for general ledger does not have any internal system-based controls for segregation of duties and management has not addressed this limitation by establishing or enforcing a policy to segregate duties related to journal entry preparation and posting. Additionally, there is no formal oversight process requiring independent review or approval of journal entries prior to posting.

**Effect or potential effect:** The absence of segregation of duties and lack of review controls increases the risk of:

- Material misstatements in the financial statements, whether due to error or fraud.
- Unauthorized or inappropriate journal entries being recorded.
- Reduced accountability and transparency in financial reporting processes

This issue is pervasive and affects all areas of financial reporting where journal entries are utilized to record or adjust transactions.

**Indication of repeat finding:** No.

**Recommendation:** Management should develop and implement a formal policy governing the preparation, review, and posting of journal entries. Duties should be segregated so that individuals who prepare journal entries cannot post them without independent review and approval. Documentation and retention procedures should be established to ensure all journal entries, and their supporting reviews are properly maintained for audit and management review.

We recognize that the level of management staffing may impact certain processes, procedures, and internal controls, however, management should consider this impact and add or adjust internal controls in response to this factor.

**Views of responsible officials and planned corrective actions:** See Corrective Action Plan

---

(Continued)

CENTRAL TEXAS REGIONAL MOBILITY AUTHORITY  
SCHEDULE OF FINDINGS AND QUESTIONED COSTS  
June 30, 2025

---

**Section III - Federal Award Findings and Questioned Costs**

There were no findings for the year ended June 30, 2025.

CENTRAL TEXAS REGIONAL MOBILITY AUTHORITY  
SUMMARY SCHEDULE OF PRIOR YEAR FINDINGS  
June 30, 2025

---

**Prior year Financial Statement Finding:**

**Data Platform – Information Technology**

A key to supporting a controlled environment is the effective design of internal controls and the formal documentation that supports the effectiveness of the internal processes. The Authority's current internal controls may be operating as designed; however, formal documentation to support the operating effectiveness of controls is not readily available. The standards and procedures that govern the processing environment's daily activities and results (such as security, program maintenance, programming, and testing standards) are also not formally documented. The Information Security Policy is not formalized, reviewed, and approved by management on an annual basis. For certain supporting systems of the data platform; the documentation and support for processing the environment's daily activities should include documentation to support the results of the following:

- Logical Security (i.e., new and modified access, terminated access, user access reviews, privileged activity reviews, passwords)
- Change Management (i.e., change management policy/procedures, process for changes to financial systems at all levels including request, testing, and approval)
- Computer Operations (i.e., data backup monitoring, restoration testing)
- SOC 1 Type II Reports (i.e., management's review over SOC reports and bridge letter, Complimentary User Entity Control (CUEC) mapping)

**Status:** Not corrected.





## **Corrective Action Plan**

October 31, 2025

### **Financial Statement Findings**

#### **Finding #: 2025-001 Information Technology**

**Type of Finding:** Material Weakness

#### **Management's Official Response**

**Planned Corrective Actions:** The Authority will ensure the Director of IT works with SIGMA and internal staff to ensure the following items are addressed:

- Enhances governance and oversight of key information security processes.
- Privileged-level access — including shared, service, and generic accounts will be periodically reviewed, restricted, and properly authorized to maintain accountability and reduce the risk of misuse.
- Password and authentication parameters will be aligned with industry's best practices and reviewed regularly to ensure adequate protection against unauthorized access.
- Privileged activity logs will be actively monitored and reviewed to detect and respond to unusual or unauthorized actions in a timely manner.
- The Information Security Policy will be formalized, reviewed, and communicated to ensure consistent implementation of control standards.
- Document the recommended business policies and procedures. The corresponding documents will be incorporated into one user manual that will be available to all relevant staff members via the Authority's SharePoint site. Review of and revisions to the user manual will be made annually to ensure the manual is current.
- Establishes an internal or outsourced security administrator to be responsible for logical access controls, designing policies, and procedures to coordinate and maintain the user manual updates.

**Anticipated completion date:** By the end of the current fiscal year 2026.

#### **Responsible Official:**

- Greg Mack, Director of IT, 512-450-6315
- Cory Bluhm, Toll operations and IT manager, 979-220-2551

3300 North IH-35, Suite 300 Austin, Texas 78705

Telephone: (512) 996-9778 | Fax: (512) 996-9784 | [www.MobilityAuthority.com](http://www.MobilityAuthority.com)

Robert W. Jenkins, Jr., Chairman • Nikelle S. Meade, Vice-Chair • David Singleton, Treasurer • Mike Doss, Secretary  
David B. Armbrust • Heather Gaddes • Ben Thompson • James Bass, Executive Director



**Finding #: 2025-002 Segregation of Duties – Journal Entries**

**Type of Finding:** Material Weakness

**Management's Official Response**

**Planned Corrective Actions:** The Authority immediately took corrective action upon discussion with the Crowe Audit team to explore options to address the absence of segregation of duties and lack of controls around Navision journal entries and the lack of a documented procedure around the creation, approval, or posting of journal entries.

**Anticipated completion date:**

- Navision controls were implemented for manual journal entries on October 24, 2025. This involved enabling the workflow approval function in Navision. For journal entries prior to October 24, 2025, summary reports were run detailing the manual journal entries posted. These reports will be reviewed and signed by the Controller by November 30, 2025, ensuring entries posted were applicable.
- A Journal Entry procedure will be created and implemented no later than February 2026.

**Responsible Officials:**

- José Hernández, Chief Financial Officer, 512-636-4879
- Ann Zigmund, Controller, 737-615-4339

3300 North IH-35, Suite 300 Austin, Texas 78705

Telephone: (512) 996-9778 | Fax: (512) 996-9784 | [www.MobilityAuthority.com](http://www.MobilityAuthority.com)

Robert W. Jenkins, Jr., Chairman • Nikelle S. Meade, Vice-Chair • David Singleton, Treasurer • Mike Doss, Secretary  
David B. Armbrust • Heather Gaddes • Ben Thompson • James Bass, Executive Director

**MEETING OF THE AUDIT COMMITTEE  
OF THE  
CENTRAL TEXAS REGIONAL MOBILITY AUTHORITY**

**RESOLUTION NO. 25-056**

**ACCEPTING THE INDEPENDENT AUDIT REPORTS FROM CROWE LLP  
FOR THE FISCAL YEAR ENDING JUNE 30, 2025**

WHEREAS, by Resolution No. 09-50 enacted July 31, 2009, the Board of Directors established the Audit Committee as a standing committee of the Board of Directors, consisting of all of the members of the Board of Directors; and

WHEREAS, under Resolution No. 09-50 and Section 101.036 of the Mobility Authority Policy Code, the Audit Committee is authorized to exercise all powers and authority of the Board of Directors with respect to Mobility Authority finances, and accordingly acts as, and on behalf of, the Board of Directors with respect to the matters addressed by this resolution; and

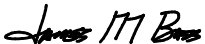
WHEREAS, the firm of Crowe LLP, has been engaged to provide an independent audit of the finances of the Central Texas Regional Mobility Authority for the fiscal year ending on June 30, 2025, and has presented that audit to the Audit Committee; and

WHEREAS, the Audit Committee has reviewed the “Annual Comprehensive Financial Report” and the “Federal Awards Compliance Report” for fiscal year ended June 30, 2025, prepared by Crowe LLP, attached respectively as Exhibit A and Exhibit B to this resolution, and has heard and considered the presentation on the audit by Crowe LLP.

NOW THEREFORE, BE IT RESOLVED, that the Audit Committee accepts the independent audit reports of the Central Texas Regional Mobility Authority prepared by Crowe LLP for the fiscal year ending on June 30, 2025, subject to the correction of any errata items.

Adopted by the Audit Committee of the Board of Directors of the Central Texas Regional Mobility Authority on the 29<sup>th</sup> day of October 2025.

Submitted and reviewed by:



James Bass (Oct 29, 2025 22:46:40 CDT)

James M. Bass  
Executive Director

Approved:



David Singleton (Oct 30, 2025 16:12:41 CDT)


David Singleton  
Chairman, Audit Committee

**Exhibit A**



**Annual Comprehensive Financial Report**

# 2025 ANNUAL COMPREHENSIVE FINANCIAL REPORT

*Fiscal Year Ended June 30, 2025*



# GRASSROOTS



## MOBILITY SOLUTIONS FROM THE GROUND UP

**Central Texas Regional Mobility Authority**  
**Austin Texas**  
**2025 Annual Comprehensive Financial Report**  
  
**Fiscal Year Ended June 30, 2025**

Prepared by CTRMA staff.



# GRASS ROUTES

## MISSION AND STRATEGIC GOALS

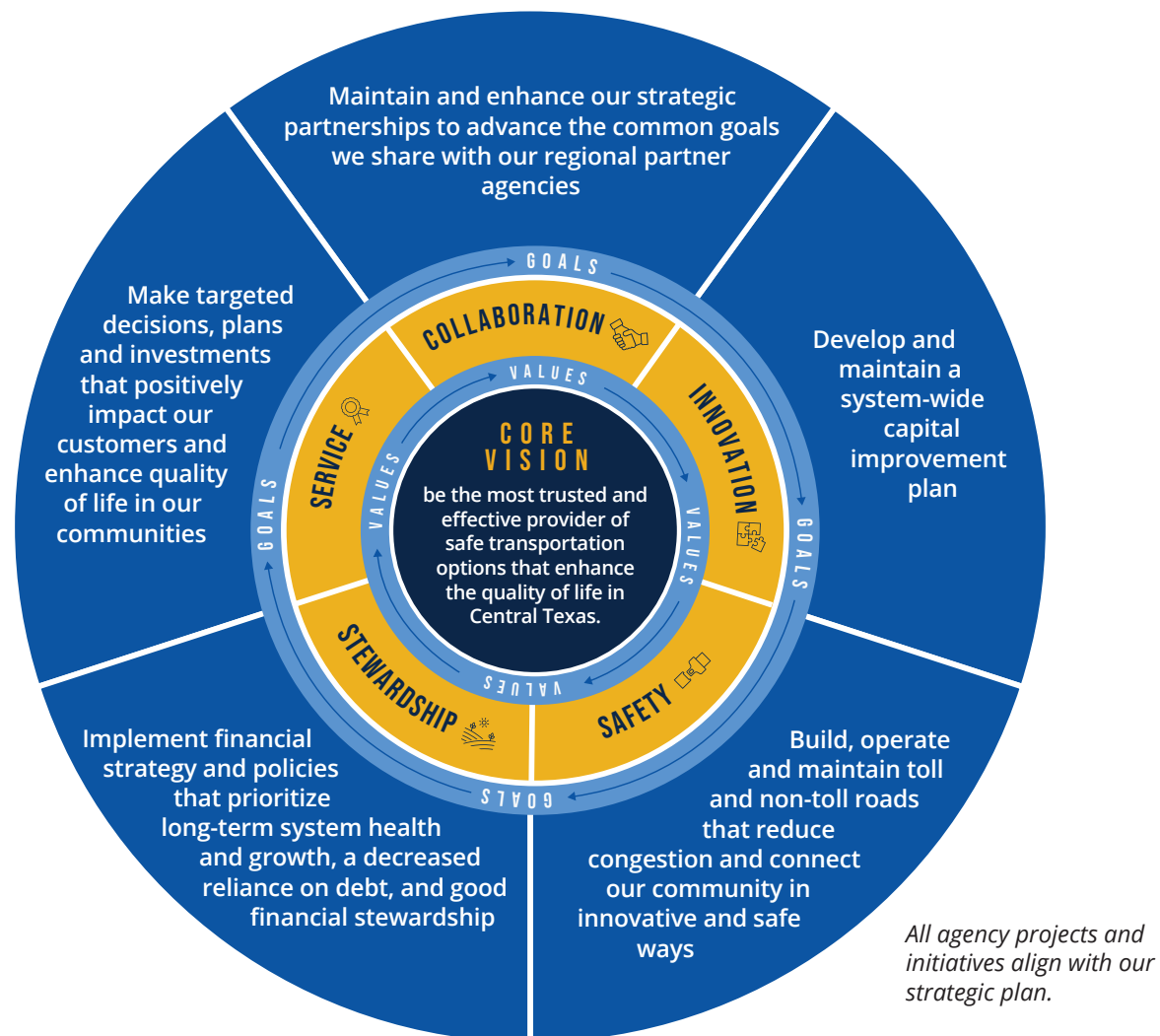
### STEMMING FROM OUR CORE VISION

In December 2024, the Board of Directors approved an update to the Strategic Plan which will guide projects and initiatives through 2029.

**VISION:** To be the most trusted and effective provider of transportation options that enhance the quality of life in Central Texas.

**MISSION:** To develop, deliver, operate and maintain high-quality roadways and related transportation solutions.

The Central Texas Regional Mobility Authority (CTRMA or Authority) is pleased to submit the Annual Comprehensive Financial Report (ACFR or Report) for the year ended June 30, 2025. The ACFR is intended to provide detailed information on the financial condition of CTRMA, on June 30, 2025, including the System and the Non-System Fund enterprise funds of the Authority.



# Table of Contents

<b>Introduction Section .....</b>	<b>1</b>
Board of Directors.....	2
Letter to Chairman and Board of Directors .....	3
CTRMA Organization Chart .....	5
CTRMA Metrics .....	6
CTRMA Roads and Customer Service Centers .....	7
CTRMA Programs and Partnerships .....	9
CTRMA Project Updates .....	10
<b>Financial Section .....</b>	<b>16</b>
Independent Auditor's Report.....	17
Management Discussion and Analysis (Required Supplementary Information).....	20
Statement of Net Position .....	24
Statement of Revenues, Expenses and Changes in Net Position .....	26
Statement of Cash Flows .....	27
Statement of Fiduciary Net Position .....	28
Statement of Changes in Fiduciary Net Position – Fiduciary Funds.....	28
Notes to the Financial Statements .....	29
Required Supplementary Information .....	58
Schedule of Changes in Net Pension Assets and Related Ratios.....	58
Pension Schedule of Employer Contributions.....	58
Pension Notes to Schedule of Employer Contributions .....	59
Schedule of Changes in Total OPEB Assets and Related Ratios .....	60
OPEB Schedule of Employer Contributions .....	60
Supplementary Information.....	61
System Indenture Cash Flow and Debt Service Coverage.....	61
Non-System Cash Flow and Debt Service Coverage .....	62
<b>Statistical Section .....</b>	<b>63</b>



An aerial photograph of a busy multi-lane highway during sunset. The sky is a mix of orange, yellow, and blue. In the foreground, several cars are visible on the road, including a white van with a ladder rack. A large, semi-transparent map of the Austin area is overlaid on the right side of the image. The map shows major highways like I-35, I-183, and US-79, along with various cities and landmarks. A legend in the bottom right corner of the map indicates different project statuses: Open to Traffic (blue), Under Construction (orange), In Development (yellow), and Under Study (green). The title "GRASS ROUTES" is written in large, bold, black letters across the top left of the image.

# GRASS ROUTES

## REGIONAL MAP

A regional map centered on Austin, Texas, illustrating proposed transportation corridors. The map includes major highways such as I-35, I-183, I-10, and US-79. Key locations labeled include Georgetown, Round Rock, Taylor, Hutto, Pflugerville, Manor, Elgin, Cedar Park, Leander, West Lake Hills, Oak Hill, Dripping Springs, Kyle, Buda, Creedmoor, Mustang Ridge, and Austin. A legend in the bottom right corner defines the color coding for the routes:

- Blue line: Open to Traffic
- Orange line: Under Construction
- Yellow line: In Development
- Green line: Under Study

The map also features a scale bar indicating distances from 0 to 10 miles.

An aerial photograph of a multi-lane highway with traffic at sunset. The sky is a mix of orange and blue. The highway has several lanes in each direction, with cars and a white van visible. A large, semi-transparent map of the Austin, Texas region is overlaid on the right side of the image. The map shows major highways and their status: blue for 'Open to Traffic', orange for 'Under Construction', yellow for 'In Development', and green for 'Under Study'. The map includes labels for various areas like Georgetown, Round Rock, Taylor, Hutto, Pflugerville, Manor, Elgin, Austin, West Lake Hills, Oak Hill, Dripping Springs, Kyle, Buda, Creedmoor, Mustang Ridge, Cedar Park, Leander, and Georgetown. A legend in the bottom right corner explains the color coding. The text 'GRASS ROUTES' is written in large, white, sans-serif capital letters on the left side of the image, partially overlapping the highway and the map.



# INTRODUCTION



# GRASS ROUTES

## OUR BOARD OF DIRECTORS

We are governed by a seven-member board of directors who are responsible for setting policies, identifying priority projects, and ensuring that the agency operates in an efficient, effective, and transparent manner. The Governor appoints the Chairman, and the Commissioners Courts for Travis and Williamson counties each appoint three members to voluntarily serve on the Board for two-year terms.



**BOBBY JENKINS**

Chairman  
Gubernatorial Appointee  
Sworn in 2019



*The Authority's transportation solutions are long-term investments in safer roads, more reliable travel times, and better regional connectivity that stay ahead of the region's growth.*

— Bobby Jenkins, Chairman



**NIKELLE S. MEADE**

Vice-Chair  
Travis County Appointee  
Sworn in 2012



**DAVID SINGLETON**

Board Treasurer  
Williamson County Appointee  
Sworn in 2003



**MIKE DOSS**

Board Secretary  
Williamson County Appointee  
Sworn in 2019




**DAVID B. ARMBRUST**

Board Member  
Travis County Appointee  
Sworn in 2012



**HEATHER GADDES**

Board Member  
Williamson County Appointee  
Sworn in 2021



**BEN THOMPSON**

Board Member  
Travis County Appointee  
Sworn in 2023

## Letter to the Chairman and Board of Directors

The Central Texas Regional Mobility Authority (CTRMA or Authority) is pleased to submit the Annual Comprehensive Financial Report (ACFR or Report) for the year ended June 30, 2025. The ACFR is intended to provide detailed information on the financial condition of CTRMA, on June 30, 2025, including the System and the Non-System enterprise funds of the Authority.

The operations of the Authority are accounted for as an enterprise fund in accordance with United States Generally Accepted Accounting Principles (GAAP). Management confirms that the financial statements are presented fairly and, in all material respects, represent the financial position of the Authority as of June 30, 2025. Management assumes full responsibility for the completeness and reliability of the information contained in this report, based upon a comprehensive framework of internal controls that it has established for this purpose. The cost of internal controls should not exceed anticipated benefits, therefore the objective is to provide reasonable, rather than absolute, assurance that the financial statements are free of any material misstatements. In keeping with that responsibility, these statements are presented on a consolidated basis and include the CTRMA System and the Non-System. Crowe LLP, an independent audit firm, has issued an unmodified (“clean”) opinion on the Central Texas Regional Mobility Authority’s financial statements for the year ended June 30, 2025. This independent auditors’ report is located at the beginning of the financial section of this report.

Management’s Discussion and Analysis (MD&A) introduces analysis of the financial statements. The MD&A complements this letter of transmittal and should be read in conjunction with it.

### Profile of the Central Texas Regional Mobility Authority

The Central Texas Regional Mobility Authority was created and operates under the Texas Transportation Code Chapter 370 and is authorized under state law to implement a wide range of transportation systems including roadways, airports, seaports, and transit services. The Authority is authorized to issue revenue bonds to fund projects and can utilize user fees to fund operations and repay bonds.

The Authority is an independent government agency created to improve the transportation system in Williamson and Travis counties. Our mission is to develop, deliver, operate, and maintain high-quality roadways and related transportation solutions.

A seven-member Board of Directors oversees the Authority. The Governor appoints the Chairman, and the Travis and Williamson counties Commissioners Courts each appoint three members to serve on the Board. The Authority employs a small professional staff led by Executive Director James Bass. The Authority uses private sector contractors with specialized expertise to provide staffing support for individual projects.

The CTRMA System consists of the following roadways that have been formally designated as components: 183A Toll Lane (183A toll), 290 Toll Lane (290 toll), 71 Toll Lane (71 toll), 45SW Toll (45 toll), and the 183 Toll Lane (183 toll). The Non-System fund consists of MoPac Express Lane (Express 1 Toll). The Custodial funds consist of road construction projects where Travis County has requested assistance from the Authority with developing roadway capacity and transportation upgrades.

New toll roads and lanes in Central Texas have been projects identified for decades as part of the region’s transportation plans. The Authority builds additional capacity on existing and new roads where feasible. Today, Central Texans drive on roads that were built years ago. The Authority needs to build the next generation of highway projects now to serve the region as it continues to grow. The Authority also builds more than toll roads. As part of each project, the Authority will build bicycle and pedestrian facilities along the corridors where feasible, enhancing multimodal connectivity. The Authority also incorporates aesthetic and landscaping enhancements and improves non-tolled travel lanes. The same number of taxpayer-funded, non-tolled travel lanes that are available today will remain after projects are completed.



## Relevant Financial Policies

Consolidated toll revenues in fiscal year 2025 were \$276.4 million representing an increase of 16.0% over the fiscal year 2024 consolidated toll revenues of \$238.6 million. Revenue allows the Authority to maintain its commitment to preserving current assets, fund capital improvement projects, satisfy debt-service obligations, and invest in safety and technology to provide our customers with a best-in-class service.

Section 502 of the Master Trust Indenture covenant states that it shall at all times establish, levy, maintain and collect such tolls in connection with the System and establish such charges for use of the property constituting part of the System, including, without limitation, leasehold payments, concession payments, rents and other charges, as shall be sufficient, collectively, to produce Revenues in each Fiscal Year, after the payment of all Operating Expenses for such Fiscal Year paid or to be paid from Revenues, in an amount at least equal to the greater of (1), (2), (3) or (4) below:

1. 1.25 times the Annual Debt Service in such Fiscal Year on all Outstanding Senior Lien Obligations; or
2. 1.20 times the Annual Debt Service in such Fiscal Year on all Outstanding Senior Lien Obligations and Junior Lien Obligations; or
3. 1.10 times the Annual Debt Service in such Fiscal Year on all Outstanding Senior Lien Obligations, Junior Lien Obligations and Subordinate Lien Obligations; or
4. 1.00 times the Annual Debt Service in such Fiscal Year on all Obligations, plus the amounts required to be deposited into the Senior Lien Debt Service Reserve Fund, the Junior Lien Debt Service Reserve Fund, the Subordinate Lien Debt Service Reserve Fund, the Renewal and Replacement Fund and any other fund established by a Supplemental Indenture to be funded by Revenues.

CTRMA met the requirement in fiscal year 2025.

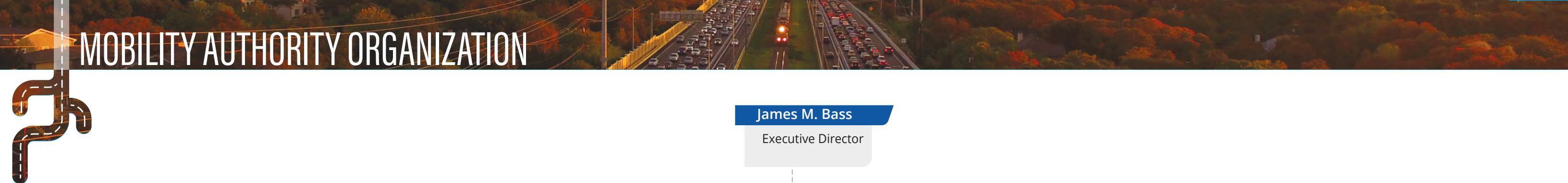
We appreciate the leadership of our Board of Directors as CTRMA delivers transportation solutions for customers in the region. Thanks also to CTRMA staff and the Finance team for their contributions to the production of this report.

Respectfully submitted,

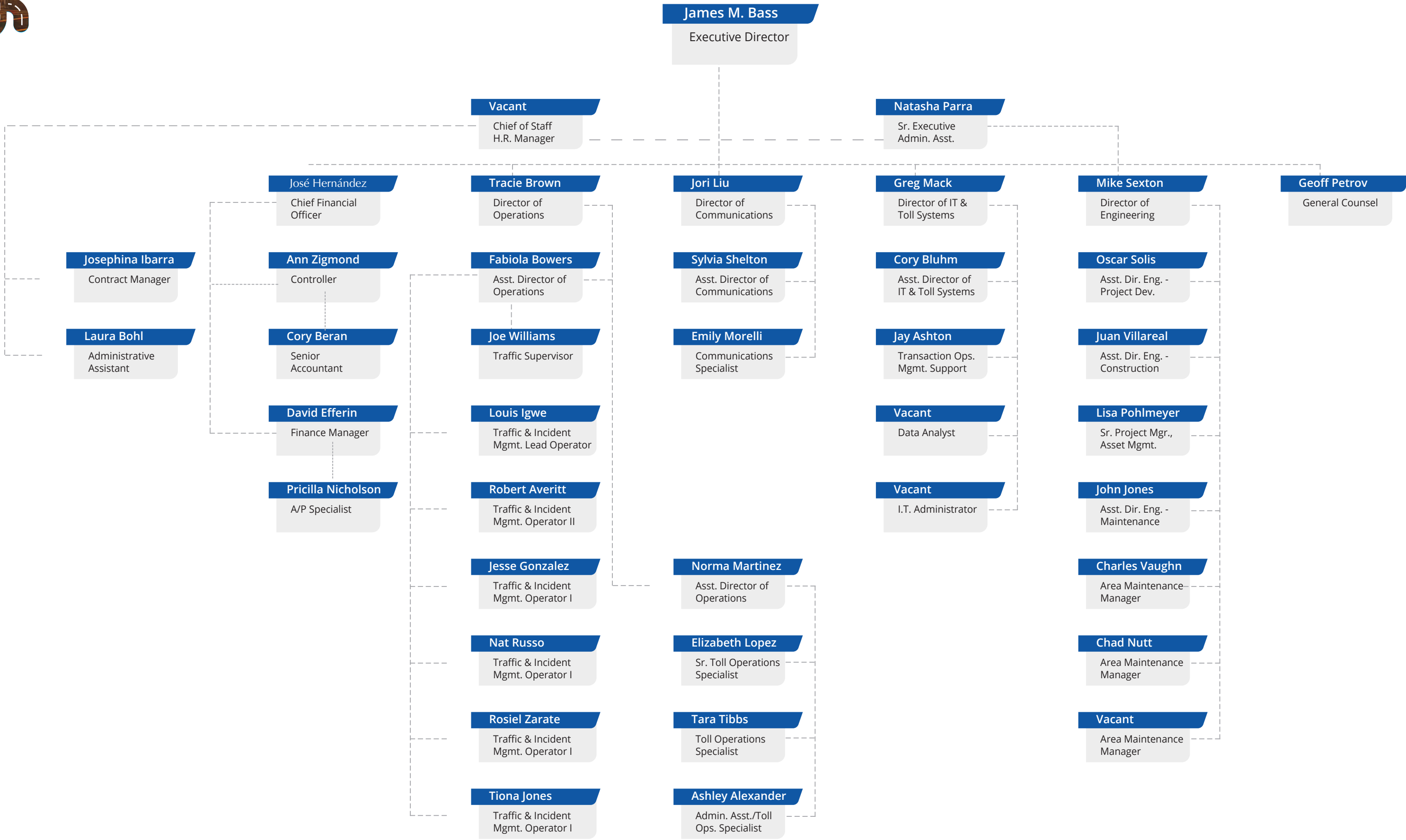
José Hernández



Chief Financial Officer



# MOBILITY AUTHORITY ORGANIZATION



# GRASS ROUTES

## AGENCY STATISTICS



**5,437**  
INCIDENTS CLEARED

EMAIL @ **36,859**

CHAT **34,252**

CALLS **518,050**

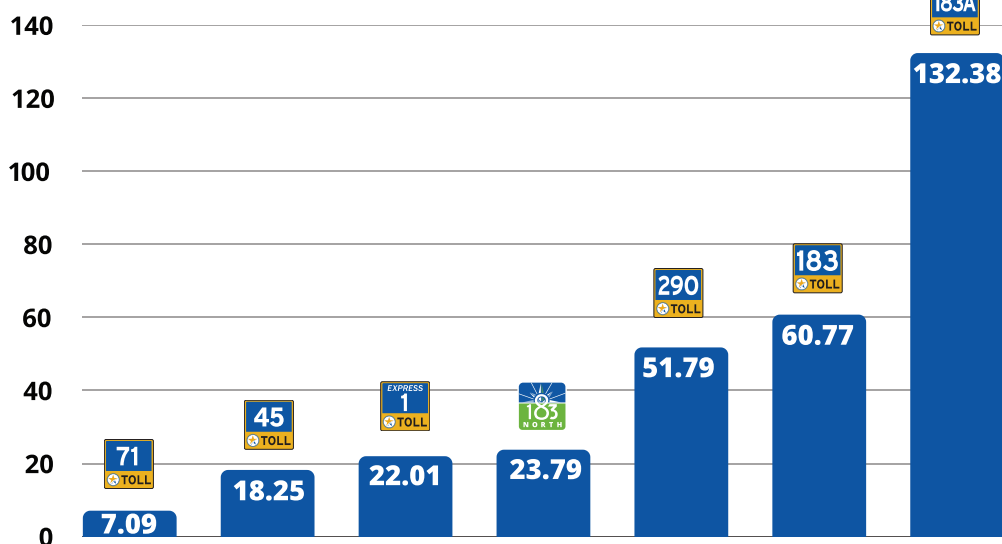


CUSTOMER SERVICE INTERACTIONS



**316.09**  
LANE MILES MAINTAINED

### LANE MILES MAINTAINED BY ROADWAY



## FINANCIAL STATISTICS

**220,827,981**  
TRANSACTIONS

**\$270,821,879**  
FY 25 TOLL REVENUE

### AVERAGE MONTHLY TRANSACTIONS BY ROADWAY



**1,144,633**



**4,127,598**



**716,546**



**5,358,824**



**1,051,916**



**6,102,170**



## CTRMA ROADS AND CUSTOMER SERVICE CENTERS

### ROADS IN FULL BLOOM



#### 183A TOLL

With the opening of the 183A Phase III Project, the Authority's inaugural project is now an almost 16-mile toll road stretching from RM 620 north past SH 29. The road provides a dependable travel alternative to the congested US 183 and helped the region lay the groundwork for significant economic growth and investment across the region.



#### 290 TOLL

The 6.2-mile 290 Toll Road expanded capacity along the US 290 Corridor between US 183 and Parmer Lane, tripling the capacity that was previously available. This project transformed one of the region's most congested routes into a reliable way to travel in and out of Austin, offering support for daily commuters.



#### 71 TOLL LANE

This 4-mile toll lane offers drivers a free-flowing and reliable bypass route along SH 71 east of the Austin-Bergstrom International Airport (AUS) from Presidential Boulevard to just past SH 130.




#### MOPAC EXPRESS LANE

This 11-mile, variably priced express lane stretches from Cesar Chavez Street in downtown Austin north to Parmer Lane in both directions, providing drivers with a reliable alternative, particularly during congested time periods.



## CTRMA ROADS AND CUSTOMER SERVICE CENTERS CONTINUED



### 45SW TOLL

This 3.6-mile project created a brand-new connection for drivers between the southern end of MoPac and FM 1626 in Hays County. Through innovative construction practices and implementation of permanent Best Management Practices, the roadway helps prevent impacts to water quality and the Edwards Aquifer Recharge Zone.



### 183 TOLL

The 8-mile 183 Toll Road tripled the previous capacity of the US 183 corridor between US 290 and SH 71 with three toll lanes and up to three non-tolled lanes in each direction, improved the non-tolled general-purpose lanes, and provided a non-stop route to Austin-Bergstrom International Airport.



### CUSTOMER SERVICE CENTERS

The Mobility Authority is committed to in-person service for our customers. Our Customer Service Center, located at 12719 Burnet Road, Austin, TX 78727, offers a space where customers can pay their tolls in person. While our Ridgpoint Drive location closed in May 2025, the Burnet Road Customer Service Center remains open to serve customers, and a new facility is currently under construction.



## PROGRAMS AND PARTNERSHIPS

### FLOURISHING TOGETHER

The Authority offers a variety of programs tailored to meet the unique needs of Central Texans. From honoring veterans to improving traffic safety, supporting construction coordination, and prioritizing commuter safety, these programs are all part of our commitment to enhancing mobility and quality of life across the region.



### QUALIFIED VETERAN DISCOUNT PROGRAM

We are proud to honor the service of military veterans—past and present—through the Qualified Veteran Discount Program. Eligible veterans can apply to drive toll-free on all Authority fixed-rate roadways, including 183A Toll, 290 Toll, 71 Toll Lane, 45SW Toll, and 183 Toll. This program is one way we express our deep appreciation for those who have served our country.

Eligible participants include recipients of the Congressional Medal of Honor, Legion of Valor, and Purple Heart, as well as disabled veterans who meet the requirements for specialty military license plates.



### CENTRAL TEXAS CONSTRUCTION PARTNERSHIP PROGRAM

Last year, the Authority joined forces with TxDOT, CAMPO, the City of Austin, Austin Transit Partnership, Travis County, and CapMetro to launch the Construction Partnership Program (CPP). With an unprecedented amount of infrastructure improvements planned across Central Texas over the next decade, CPP provides a framework for how agencies will coordinate efforts, communicate with the public, and keep the region moving throughout peak construction activity. The program also establishes a foundation for long-term interagency collaboration that prioritizes mobility, safety, and transparency.



### TRAFFIC AND INCIDENT MANAGEMENT CENTER

The Traffic and Incident Management (TIM) Center plays a critical role in keeping our roadways safe and efficient. Using real-time video monitoring, advanced technology, and features like wrong-way driver detection (first piloted on 45SW Toll), the TIM Center enables quick responses to crashes, stalled vehicles, and other incidents. By streamlining coordination among emergency responders and maintenance teams, the TIM Center helps reduce delays and improve reliability for all travelers.

Together, these programs illustrate how the Authority's people-first approach keeps Central Texas moving.

GRASS  
ROUTES



PROJECT UPDATES



## SYSTEM CAPACITY AND PROJECT UPDATES

### MILESTONES TAKING ROOT

The last year was a pivotal year for the Authority, and in turn, for the communities of Central Texas. Project milestones reflect our ongoing commitment to building a more connected and safe transportation network that meets the region's evolving needs.



### 183 NORTH MOBILITY PROJECT

The 183 North Mobility Project is reshaping one of Central Texas' most congested corridors into a safer, more efficient, and more connected roadway. Spanning nine miles between SH 45 North and MoPac/Loop 1, this \$612 million project is designed to improve travel reliability for drivers, emergency responders, and pedestrians.



*The \$612 million project is designed to improve travel reliability for drivers, emergency responders, and pedestrians.*

The project includes the addition of two tolled express lanes in each direction and a new general-purpose lane on the US 183 corridor. A direct connector will link the new lanes to the MoPac Express Lane. The project will also deliver important multimodal enhancements, including new Shared Use Path connections, ADA-compliant sidewalks, and improved bicycle and pedestrian crossings at key intersections.

Over the past year, construction progressed on multiple fronts. Building on last year's major milestone of opening the fourth non-tolled general-purpose lane early, this year crews finished constructing the bridges along southbound 183, spanning roughly 8 miles from Lakeline Mall to Great Hills Trail.

As construction progresses, the Authority's commitment to community outreach continues. The project team worked closely with businesses, utility providers, and commuters to complete the reconstruction of more than 150 driveways along the corridor. The Authority continued to share regular project updates through a combination of traditional media, digital platforms, neighborhood outreach, and in-person events to ensure all stakeholders remain aware of the Project's progress and potential impacts.

As we move into the final stages of construction, we remain committed to being a reliable partner to the community.



# GRASS ROUTES



## 183A PHASE III

A major milestone this year was the completion and official opening of 183A Phase III, a project designed to proactively ease congestion in Williamson County, one of the fastest-growing areas in Central Texas.

When the original 183A corridor opened in 2007 as our first project, it provided much-needed relief to drivers in Cedar Park and Leander. As population growth continued across the region, we adapted by expanding with the community. The newly open 183A Phase III Project extends the original 10-mile 183A Toll segment northward from Hero Way to past SH 29 in Liberty Hill, with two tolled lanes in each direction. The principal five-mile segment from Hero Way to SH 29 opened on April 9, 2025. The final segment under SH 29 opened on May 20, 2025. Today, the fully extended 183A Toll Road offers nearly 16 miles of uninterrupted travel between Liberty Hill and northwest Austin. By providing an unsignalized option past intersections, the project improves travel times, enhances reliability, and supports the region's continued growth.

Reaching this point entailed more than just concrete and construction. It all began with community input. Before design work began, the project team held extensive outreach efforts to connect with nearby residents, listen to their priorities, and understand their concerns. From improving pedestrian access to maintaining the natural beauty of the area, community feedback played a pivotal role in shaping the final design, leading to several key features of the design including enhanced pedestrian connections and thoughtful landscaping and hardscaping.

The project team stayed actively engaged with neighbors, local businesses, and community organizations throughout construction, working to minimize impacts and maintain strong relationships. Regular construction alerts and closure updates were shared through the project newsletter and social media, while personalized phone calls and emails were made to residents directly affected by the work. Staff also organized neighborhood events featuring family-friendly activities and refreshments in order to give back to the community and offer the public an opportunity to talk with the project team in person.

Phase III will also extend the current Shared Use Path north from Hero Way to Seward Junction Loop. In partnership with organizations including the Williamson County Museum, Texas Parks and Wildlife Department, Texas Archaeological Research Laboratory, Williamson County Commissioners Court, and the Leander Historical Commission, the project team will develop new trail signage about the history of the region.

This project reflects the needs, values, and vision of the communities it serves. As we move forward, we remain committed to staying connected with our neighbors and delivering transportation solutions that serve commuters both today and in the future.



*The newly open 183A Phase III Project extends the original 10-mile 183A Toll northward past SH 29 in Liberty Hill, with two tolled lanes in each direction.*



# GRASS ROUTES

## SEEDS OF POSSIBILITY

As Central Texas continues to grow, so do the demands on our transportation network. The Authority is committed to proactive, long-term planning to meet those needs.



### 290 EXTENSION PROJECT

The Authority is considering potential tolled improvements to US 290 between SH 130 and SH 95 South as part of the 290 Extension Project Environmental Study. As one of Texas' Top 100 Most Congested Road segments, improving mobility along US 290 has been a top priority for the community. The year 2025 kicked off the environmental study and schematic design for this project.

The Authority plans to work closely with local stakeholders to explore solutions that provide relief to drivers while supporting continued growth along this corridor.



### MOPAC SOUTH ENVIRONMENTAL STUDY

The MoPac South Environmental Study was a key focus area over the past year. In partnership with TxDOT, the Authority is conducting an environmental study focusing on the Express Lane(s) Alternative, which would extend MoPac from Cesar Chavez Street to Slaughter Lane. The proposed solution would provide reliable travel times for commuters and emergency response vehicles, improve operational efficiency, and create a dependable and consistent route for transit and emergency vehicles.

The public has played a critical role throughout the MoPac South Environmental study since its initiation. The current Recommended Build Alternative was developed directly in response to community feedback gathered during the first five open houses. Most recently, the Authority hosted Open House #6, which was available both in person and online for an extended comment period from November 12, 2024, to January 28, 2025. During this time, we received 1,770 public comments from 1,592 individuals, demonstrating the strong interest the community has in the environment surrounding the project. Ahead of the open house, technical working groups convened to explore potential mitigation strategies, helping to ensure that proposed improvements reflect both community priorities and environmental values.



### 183A ADDED CAPACITY PROJECT

The 183A Added Capacity Project explores the potential addition of a fourth lane in the center median of 183A Toll in both directions between FM 620 and Hero Way. This proactive measure would be designed to ensure that the 183A Toll Road continues to meet future traffic demands and helps reduce anticipated congestion for years to come. A Virtual Open House was held from July 31, 2024, to September 1, 2024. The Open House shared information on the proposed project and what the environmental team is studying, drawing approximately 974 attendees. If environmental clearance is received, construction may begin as early as 2027.

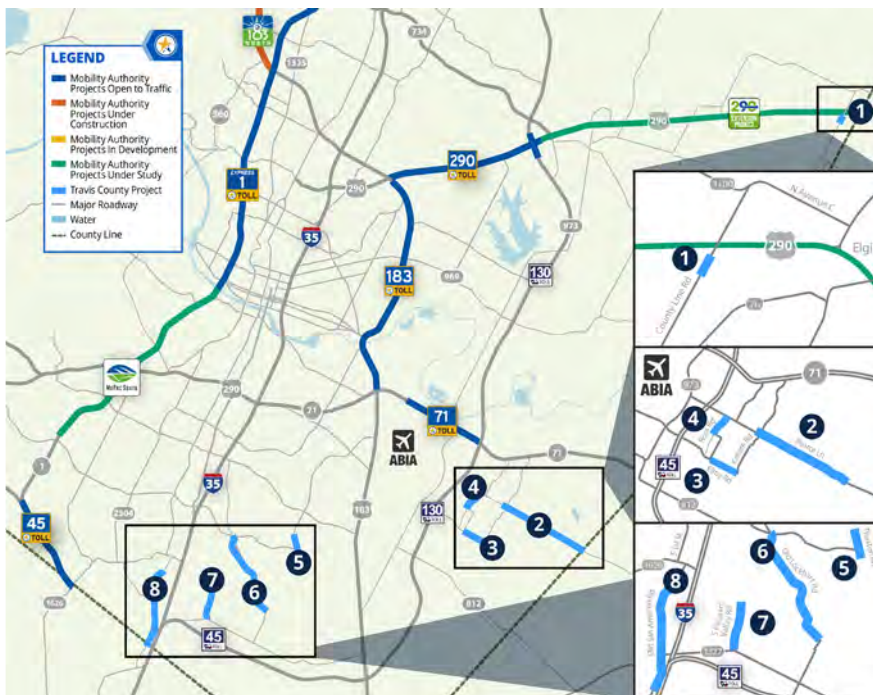
# GRASS ROUTES



## TRAVIS COUNTY CAPITAL IMPROVEMENT PROGRAM

The Authority is assisting Travis County to deliver several projects in their Capital Improvement Program. This partnership leverages the Authority's unique organizational structure and added resources to develop and construct the projects, with the County providing the funding, operation, and maintenance of the non-tolled facilities. Interlocal agreements (ILA) were executed in 2018, 2019 and 2024.

### TRAVIS COUNTY (2018 AND 2019 ILA PROJECTS)



#### 1. COUNTY LINE ROAD:

Designed to address the stream crossings and drainage concerns, the reconstruction of the culvert on County Line Road at Elm Creek was completed in the spring of 2024.

#### 2. PEARCE LANE:

A 3.25-mile section of Pearce Lane from west of Kellam Road to east of Wolf Lane will be reconstructed from the existing two-lane road to a four-lane divided road with bike lanes and sidewalks.

#### 3. ELOY ROAD:

Completed early 2022. A 1.12-mile section

of Elroy Road from McAngus Road to Kellam Road was reconstructed from a two-lane road to a five-lane road with a continuous center turn lane, bike lanes, and sidewalks.

**4. ROSS ROAD:** A 0.8-mile section of Ross Road from Pearce Lane to Heine Farm Road is currently serving as a two-lane road for commuter and school traffic. The project will widen the existing road to a three-lane road with bicycle and pedestrian facilities.

**5. THAXTON ROAD:** A 0.71-mile section of Thaxton Road from McKinney Falls Parkway to Sassman Road will be reconstructed from the existing two-lane road to a four-lane divided road with a continuous center turn lane, bike lanes and sidewalks.

**6. OLD LOCKHART ROAD:** A 1.7-mile section of Old Lockhart Road from Capitol View Drive to Thaxton Road will have shoulders added in both directions.

**7. SOUTH PLEASANT VALLEY ROAD:** A 2.5-mile section of Bradshaw Road and Turnersville Road will be reconstructed as South Pleasant Valley Road from River Plantation Drive to SH 45 from existing two-lane roads to a four-lane divided road with bike lanes and sidewalks. *Additional construction funding was provided with the 2023 Bond, and is also reflected in the 2024 ILA.*

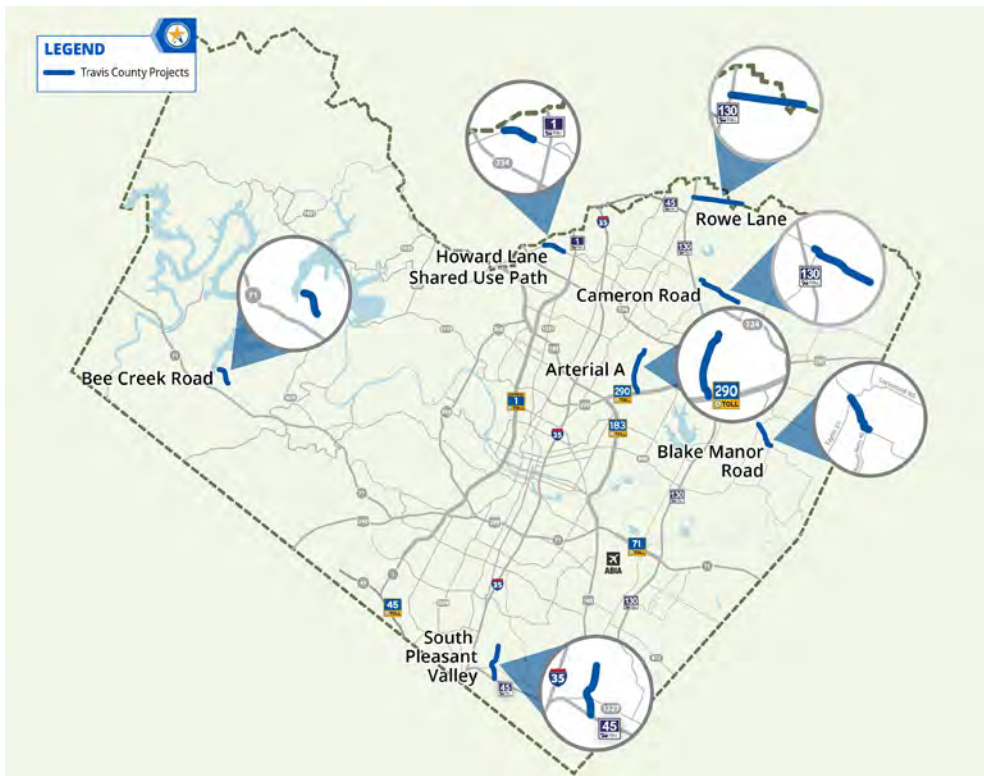
**8. OLD SAN ANTONIO ROAD:** A 2.1-mile section of Old San Antonio Road from FM 1626 to Puryear Road will have shoulders added in both directions.



## TRAVIS COUNTY CAPITAL IMPROVEMENT PROGRAM (CONT.)



### TRAVIS COUNTY (2024 ILA PROJECTS)



#### BLAKE MANOR ROAD:

A 1.3 Mile section of Blake Manor Road from Taylor Lane to Burleson Manor Road will be widened from a 2-lane rural roadway to a 4-lane divided roadway with shoulders, sidewalk and Shared Use Path.

**ROWE LANE:** A 2.6 Mile section of Rowe Lane from SH 130 to Hodde Lane will be widened from a 2-lane rural roadway to a 3-lane SAFE2 roadway with shoulders and Shared Use Path.

**CAMERON ROAD:** A 2.1 Mile section of Cameron Road from Pecan Street to Fuchs Grove Road will be widened from a 2-lane rural roadway to a 4-lane divided roadway with shoulders, sidewalk and Shared Use Path.

**BEE CREEK ROAD:** A 0.9 Mile section of Bee Creek Road from Lakehurst to Highland Boulevard will be widened from a 2-lane rural roadway to a 3-lane SAFE2 roadway with shoulders and Shared Use Path.

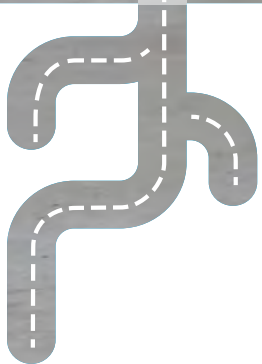
**HOWARD LANE:** Addition of a 1.2 Mile Shared Use Path along Howard Lane from McNeil Drive to McNeil-Merriltown Road.

**ARTERIAL A:** A 2.3 Mile new location construction of a 4-lane divided roadway.



A cyclist wearing a blue helmet and a neon green safety vest is riding a road bike on a paved path. The path is bordered by a stone wall and a chain-link fence on the left, and dense green trees on the right. In the background, a highway with a green sign for '183 NORTH Capital of Tx Hwy' is visible under a cloudy sky.

GRASS  
ROUTES



FINANCIAL SECTION



# FINANCIAL SECTION



Crowe LLP  
Independent Member Crowe Global

## INDEPENDENT AUDITOR'S REPORT

To the Board of Directors  
Central Texas Regional Mobility Authority  
Austin, Texas

### Report on the Audit of the Financial Statements

#### *Opinions*

We have audited the financial statements of the business-type activities, each major fund and the fiduciary activities of Central Texas Regional Mobility Authority (the Authority), as of and for the year ended June 30, 2025, and the related notes to the financial statements, which collectively comprise the Authority's basic financial statements as listed in the table of contents.

In our opinion, the accompanying financial statements referred to above present fairly, in all material respects, the respective financial position of the business-type activities, each major fund and fiduciary activities of the Authority, as of June 30, 2025, and the respective changes in financial position and, where applicable, cash flows thereof for the year then ended in accordance with accounting principles generally accepted in the United States of America.

#### *Basis for Opinions*

We conducted our audit in accordance with auditing standards generally accepted in the United States of America (GAAS) and the standards applicable to financial audits contained in *Government Auditing Standards*, issued by the Comptroller General of the United States (*Government Auditing Standards*). Our responsibilities under those standards are further described in the Auditor's Responsibilities for the Audit of the Financial Statements section of our report. We are required to be independent of the Authority, and to meet our other ethical responsibilities, in accordance with the relevant ethical requirements relating to our audit. We believe that the audit evidence we have obtained is sufficient and appropriate to provide a basis for our audit opinions.

#### *Emphasis of Matter*

As discussed in Note 13, to the financial statements, during the current year, the Authority had a change within reporting entity. In prior years, the Authority presented its business-type activities in a single column. In the current year, due to a change within the reporting entity, the Authority presents two major enterprise funds separately and the total business-type activities. Our opinions are not modified with respect to this matter.

#### *Responsibilities of Management for the Financial Statements*

Management is responsible for the preparation and fair presentation of the financial statements in accordance with accounting principles generally accepted in the United States of America, and for the design, implementation, and maintenance of internal control relevant to the preparation and fair presentation of financial statements that are free from material misstatement, whether due to fraud or error. In preparing the financial statements, management is required to evaluate whether there are conditions or events, considered in the aggregate, that raise substantial doubt about the Authority's ability to continue as a going concern for twelve months beyond the financial statement date, including any currently known information that may raise substantial doubt shortly thereafter.





# FINANCIAL SECTION

## *Auditor's Responsibilities for the Audit of the Financial Statements*

Our objectives are to obtain reasonable assurance about whether the financial statements as a whole are free from material misstatement, whether due to fraud or error, and to issue an auditor's report that includes our opinions. Reasonable assurance is a high level of assurance but is not absolute assurance and therefore is not a guarantee that an audit conducted in accordance with GAAS and *Government Auditing Standards* will always detect a material misstatement when it exists. The risk of not detecting a material misstatement resulting from fraud is higher than for one resulting from error, as fraud may involve collusion, forgery, intentional omissions, misrepresentations, or the override of internal control. Misstatements are considered material if there is a substantial likelihood that, individually or in the aggregate, they would influence the judgment made by a reasonable user based on the financial statements.

In performing an audit in accordance with GAAS and *Government Auditing Standards*, we

- Exercise professional judgment and maintain professional skepticism throughout the audit.
- Identify and assess the risks of material misstatement of the financial statements, whether due to fraud or error, and design and perform audit procedures responsive to those risks. Such procedures include examining, on a test basis, evidence regarding the amounts and disclosures in the financial statements.
- Obtain an understanding of internal control relevant to the audit in order to design audit procedures that are appropriate in the circumstances, but not for the purpose of expressing an opinion on the effectiveness of the Authority's internal control. Accordingly, no such opinion is expressed.
- Evaluate the appropriateness of accounting policies used and the reasonableness of significant accounting estimates made by management, as well as evaluate the overall presentation of the financial statements.
- Conclude whether, in our judgment, there are conditions or events, considered in the aggregate, that raise substantial doubt about the Authority's ability to continue as a going concern for a reasonable period of time.

We are required to communicate with those charged with governance regarding, among other matters, the planned scope and timing of the audit, significant audit findings, and certain internal control-related matters that we identified during the audit.

## *Required Supplementary Information*

Accounting principles generally accepted in the United States of America require that the Required Supplementary Information, as listed in the table of contents, be presented to supplement the basic financial statements. Such information is the responsibility of management and, although not a part of the basic financial statements, is required by the Governmental Accounting Standards Board who considers it to be an essential part of financial reporting for placing the basic financial statements in an appropriate operational, economic, or historical context. We have applied certain limited procedures to the required supplementary information in accordance with auditing standards generally accepted in the United States of America, which consisted of inquiries of management about the methods of preparing the information and comparing the information for consistency with management's responses to our inquiries, the basic financial statements, and other knowledge we obtained during our audit of the basic financial statements. We do not express an opinion or provide any assurance on the information because the limited procedures do not provide us with sufficient evidence to express an opinion or provide any assurance.

## *Supplementary Information*

Our audit was conducted for the purpose of forming opinions on the financial statements that collectively comprise the Authority's basic financial statements. The System Indenture Cash Flow and Debt Service Coverage and the Non-System Cash Flow and Debt Service Coverage are presented for purposes of additional analysis and are not a required part of the basic financial statements. Such information is the responsibility of management and was derived from and relates directly to the underlying accounting and other records used to prepare the basic financial statements. The information has been subjected to the auditing procedures applied in the audit of the basic financial statements and certain additional procedures, including comparing and reconciling such information directly to the underlying accounting and other





# FINANCIAL SECTION



records used to prepare the basic financial statements or to the basic financial statements themselves, and other additional procedures in accordance with auditing standards generally accepted in the United States of America. In our opinion, the System Indenture Cash Flow and Debt Service Coverage and the Non-System Cash Flow and Debt Service are fairly stated, in all material respects, in relation to the basic financial statements as a whole.

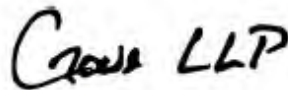
## *Other Information*

Management is responsible for the other information included in the annual report. The other information comprises the introductory and statistical sections but does not include the basic financial statements and our auditor's report thereon. Our opinions on the basic financial statements do not cover the other information, and we do not express an opinion or any form of assurance thereon.

In connection with our audit of the basic financial statements, our responsibility is to read the other information and consider whether a material inconsistency exists between the other information and the basic financial statements, or the other information otherwise appears to be materially misstated. If, based on the work performed, we conclude that an uncorrected material misstatement of the other information exists, we are required to describe it in our report.

## *Other Reporting Required by Government Auditing Standards*

In accordance with *Government Auditing Standards*, we have also issued our report dated October 31, 2025 on our consideration of the Authority's internal control over financial reporting and on our tests of its compliance with certain provisions of laws, regulations, contracts, and grant agreements and other matters. The purpose of that report is solely to describe the scope of our testing of internal control over financial reporting and compliance and the results of that testing, and not to provide an opinion on the effectiveness of the Authority's internal control over financial reporting or on compliance. That report is an integral part of an audit performed in accordance with *Government Auditing Standards* in considering the Authority's internal control over financial reporting and compliance.



Crowe LLP

Austin, Texas  
October 31, 2025



# FINANCIAL SECTION

## Management Discussion and Analysis - unaudited

The Central Texas Regional Mobility Authority (the Authority) presents the following discussion and analysis of the Authority's financial performance during the fiscal year ended June 30, 2025. The information presented herein should be read in conjunction with other areas within the Financial Section.

### Financial Highlights

- Total Net Position was \$864.6 million as of June 30, 2025, an increase of \$95.6 thousand from fiscal year 2024.
- Total capital assets increased \$117.8 million to \$2.4 billion in fiscal year 2025 from \$2.3 billion in fiscal year 2024.
- Total operating income increased \$25.7 million to \$141.6 million in fiscal year 2025 from \$116.0 million in fiscal year 2024.
- Total revenue increased \$38.0 million to \$276.6 million in fiscal year 2025 from \$238.6 million in fiscal year 2024.
- Total operating expenses increased \$12.3 million to \$135.0 million in fiscal year 2025 from \$122.7 million in fiscal year 2024.

### Overview of the Financial Statements

Discussion and analysis are intended to serve as an introduction to the financial presentation for the Authority's basic financial statements, which are comprised of two components: 1) financial statements and 2) notes to the financial statements. The report also contains other supplementary information intended to furnish additional detail to support the basic financial statements.

#### A. Financial Statements

A fund is a grouping of related accounts used to maintain control over resources that have been segregated for specific activities or objectives. The Authority uses fund accounting to ensure and demonstrate compliance with finance-related legal requirements.

- **The Statement of Net Position** presents information on the Authority's assets and liabilities with the difference reported as net position. Increases or decreases in net position may serve as a useful indicator of whether the financial position of the Authority is improving or declining.
- **The Statement of Revenues, Expenses and Changes in Net Position** presents the Authority's net position changes during the fiscal year. Changes in net position are reported when underlying events lead to the occurrence of the change. The increase or decrease in net position may serve as an indicator of the effect on the Authority's current year operations.
- **The Statement of Cash Flows** summarizes the Authority's cash flows into three categories as applicable: 1) cash flows from operating activities, 2) cash flows from capital and related financing activities, and 3) cash flows from investing activities.

Financial statements, related notes, and other information can be useful in assessing:

- The Authority's ability to generate future cash flows.
- The Authority's ability to pay its debt as the debt matures.
- Reasons for the difference between the Authority's operating cash flow and operating income.
- The impact of the Authority's financial position of cash and noncash transactions from investing, capital, and financing activities.



# FINANCIAL SECTION

## B. Business-Type Activities

Business-Type activities are activities in which the Authority charges a fee to customers in order to pay for most or all of the costs of services provided.

## C. Enterprise Funds

An enterprise fund is used to report the functions that are business-type activities. The Authority reports two major enterprise funds: System and Non-System. The CTRMA System consists of the following roadways that have been formally designated as components: 183A Toll Lane (183A toll), 290 Toll Lane (290 toll), 71 Toll Lane (71 toll), 45SW Toll (45 toll), and the 183 Toll Lane (183 toll). The Non-System fund consists of MoPac Express Lane (Express 1 Toll).

## D. Fiduciary Funds

Fiduciary funds are used to account for resources that are under the Authority's control but are for the benefit of parties outside of the Authority. The Authority has two types of fiduciary funds: the pension trust fund and custodial funds.

## E. Notes to the Financial Statements

The Notes to Financial Statements provide information that is essential to give a full understanding of the data provided in the basic financial statements. Notes are presented for the Authority, unless otherwise noted.

## F. Other Information

This report also presents certain required supplementary information concerning the Authority's progress in funding pensions and other post-employment benefits to employees, and other supplementary information related to cash flow and debt coverage.

## Financial Analysis

### A. Net position

The Authority's Net Position at June 30, 2025, was \$864.6 million. Of the unrestricted balance, approximately, 54% or \$467.2 million is reported under the System, and 1% or \$8.3 million is reported under Non-System. The remainder of net position is not available for general spending, of which 24% or \$205.0 million is System related, and 21% or \$184.1 million is related to Non-System.

The restricted portion of net position is for debt service or construction and capital asset expenditures. The resources needed to repay this debt must be provided from other sources, as capital assets cannot be liquidated. The decrease is attributable to ongoing projects and servicing long-term debt.

Capital assets, net of accumulated depreciation and amortization, increased \$117.8 million as a result of ongoing System construction projects.



# FINANCIAL SECTION

Table A-1 Summary Net Position (In Thousands of Dollars)				
	2025	2024	Dollar Change	Percentage Change
Current Assets	\$ 552,948	\$ 450,797	\$ 102,151	23%
Restricted Assets	420,313	595,477	(175,164)	-29%
Capital Assets	2,438,718	2,320,895	117,823	5%
<b>Total Assets</b>	<b>\$ 3,411,979</b>	<b>\$ 3,367,169</b>	<b>\$ 44,810</b>	<b>1%</b>
Deferred Outflows of Resources	160,332	163,960	(3,628)	-2%
<b>Total Assets and Deferred Inflows of Resources</b>	<b>\$ 3,572,311</b>	<b>\$ 3,531,129</b>	<b>\$ 41,182</b>	<b>1%</b>
Current Liabilities	127,303	119,573	7,730	6%
Noncurrent Liabilities	2,579,878	2,642,508	(62,630)	-2%
<b>Total Liabilities</b>	<b>\$ 2,707,181</b>	<b>\$ 2,762,081</b>	<b>\$ (54,900)</b>	<b>-2%</b>
Deferred Inflows of Resources	518	33	485	1470%
<b>Total Liabilities and Deferred Inflows of Resources</b>	<b>\$ 2,707,699</b>	<b>\$ 2,762,114</b>	<b>\$ (54,415)</b>	<b>-2%</b>
<b>Net Position</b>				
Net Investment in Capital Assets	208,831	313,969	(105,138)	-33%
Restricted for Other Purposes	180,272	167,862	12,410	7%
Unrestricted	475,510	287,184	188,326	66%
<b>Total Net Position</b>	<b>\$ 864,613</b>	<b>\$ 769,015</b>	<b>\$ 95,598</b>	<b>12%</b>

## B. Changes in Net Position

The operating revenues increased \$38.0 million in 2025 to \$276.6 million. Approximately 91% or \$252.2 million is attributable to System, mainly due to opening of the 183A Phase III toll road and toll increases, and 9% or \$24.4 million is related to Non-System, mainly due to increased usage, and a toll increase.

Operating expenses increased by \$12.3 million in 2025 to \$135.0. Approximately 85% or \$114.3 million is attributable to the System and 15% or \$20.7 million is related to Non-System. The increase for both is related to growth in roadway tolling transactions which resulted in increased license plate imaging and tag collection expenses.

Net nonoperating expenses increased by \$13.8 million in 2025 to (\$46.6) million. Approximately, 94% or (\$43.8) million is attributable to the System, and 6% or (\$2.8) million is related to Non-System. The increase in expenses is due to a decrease in interest revenue which typically offsets nonoperating expenses.

Table A-2 Summary Changes in Net Position (In Thousands of Dollars)				
	2025	2024	Dollar Change	Percentage Change
<b>Revenues:</b>				
Toll Revenue	\$ 276,380	\$ 238,575	\$ 37,805	16%
Other Operating	203	42	161	383%
<b>Total Revenue</b>	<b>\$ 276,583</b>	<b>\$ 238,617</b>	<b>\$ 37,966</b>	<b>16%</b>
<b>Expenses:</b>				
Administrative Expense	\$ 14,245	\$ 15,677	\$ (1,432)	-9%
Operations and Maintenance	44,750	39,040	5,710	15%
Other Operating Expense	11,039	8,244	2,795	34%
Depreciation and Amortization	64,957	59,722	5,235	9%
<b>Total Expenses</b>	<b>\$ 134,991</b>	<b>\$ 122,683</b>	<b>\$ 12,308</b>	<b>10%</b>
Operating Income	141,592	115,934	25,658	22%
<b>Nonoperating revenue (expense):</b>				
Net Nonoperating revenue (expense)	(46,589)	(32,759)	(13,830)	42%
Capital Grants and Contributions	595	420	175	42%
<b>Change in Net Position</b>	<b>\$ 95,598</b>	<b>\$ 83,595</b>	<b>\$ 12,003</b>	<b>14%</b>
Net Position - beginning	769,015	685,420	83,595	12%
<b>Net Position - ending</b>	<b>\$ 864,613</b>	<b>\$ 769,015</b>	<b>\$ 95,598</b>	<b>12%</b>



# FINANCIAL SECTION



## C. Capital assets

The Authority's investment in capital assets includes land, buildings, right-of-way, roadway, bridges, equipment, computer systems, and right-to-use leased assets. For additional information on capital assets see Note 4.

The Authority utilizes GASB No. 34, for reporting of infrastructure assets. Each year a comprehensive assessment is conducted on all the Authority's infrastructure assets which affect the following fiscal year's maintenance budget. Fluctuations from year to year between the amount spent to preserve and maintain the Authority's infrastructure assets and the estimated amount result from the timing of work activities. For additional information and results of the 2025 assessment, please see the Annual Report of Conditions on the Authority's website.

## D. Long-term debt

As of June 30, 2025, the Authority has approximately \$2.61 billion in total debt outstanding. For additional information on long-term debt see Note 5.

### Bond Ratings

S&P Global Ratings assessed the Authority's bonds and gave a rating of A+ to the senior lien revenue bonds and the subordinate lien TIFIA bonds and gave a rating of A to the subordinate lien revenue bonds. Moody's Investor Services assessed the Authority's bonds and gave a rating of A3 to the senior lien revenue bonds and the subordinate lien TIFIA loans and gave a rating of Baa1 to the subordinate lien revenue bonds.

### Contacting the Authority's Financial Management

This financial report is designed to provide interested parties with a general overview of the Authority's finances and to demonstrate the Authority's accountability for the money it receives. If you have questions about this report or need additional financial information, contact the Central Texas Regional Mobility Authority, 3300 North IH 35, Suite 300, Austin, 78705.

# FINANCIAL SECTION

## Statement of Net Position As of June 30, 2025

Assets	System	Non-System	Business-Type Activities Total
<b>Current Assets</b>			
Cash and Cash Equivalents	\$ 242,537,569	\$ 25,008,681	\$ 267,546,250
Investments (Note 3)	119,307,434	-	119,307,434
Accounts Receivable (net of allowance for uncollectable) (Note 7)	47,905,688	3,045,030	50,950,718
Accrued Interest Receivable	1,270,162	-	1,270,162
Prepaid Expenses and Other Assets	609,215	-	609,215
<b>Total Unrestricted</b>	<b>\$ 411,630,068</b>	<b>\$ 28,053,711</b>	<b>\$ 439,683,779</b>
<b>Current Restricted</b>			
Cash and Cash Equivalents	\$ 110,253,469	\$ 3,010,413	\$ 113,263,882
<b>Total Current Restricted</b>	<b>\$ 110,253,469</b>	<b>\$ 3,010,413</b>	<b>\$ 113,263,882</b>
<b>Total Current Assets</b>	<b>\$ 521,883,537</b>	<b>\$ 31,064,124</b>	<b>\$ 552,947,661</b>
<b>Noncurrent Assets</b>			
Cash and Cash Equivalents	\$ 370,103,962	\$ -	\$ 370,103,962
Investments (Note 3)	50,209,300	-	50,209,300
<b>Total Noncurrent Restricted assets</b>	<b>\$ 420,313,262</b>	<b>\$ -</b>	<b>\$ 420,313,262</b>
Total Capital Assets, Net (Note 4)	2,253,059,508	185,658,975	2,438,718,483
<b>Total Noncurrent Assets</b>	<b>\$ 2,673,372,770</b>	<b>\$ 185,658,975</b>	<b>\$ 2,859,031,745</b>
<b>Total Assets</b>	<b>\$ 3,195,256,307</b>	<b>\$ 216,723,099</b>	<b>\$ 3,411,979,406</b>
<b>Deferred Outflow of Resources</b>			
Total deferred outflows of resources (Note 9)	\$ 160,332,405	\$ -	\$ 160,332,405
<b>Total Assets and Deferred Outflows of Resources</b>	<b>\$ 3,355,588,712</b>	<b>\$ 216,723,099</b>	<b>\$ 3,572,311,811</b>

(continued)



# FINANCIAL SECTION

## Statement of Net Position As of June 30, 2025

Liabilities	System	Non-System	Business-Type Activities Total
<b>Current Liabilities</b>			
Accounts Payable	\$ 9,394,626	\$ 1,250,821	\$ 10,645,447
Due to Other Governments	1,695,974	-	1,695,974
Lease Liability	410,575	-	410,575
Accrued Expenses	2,538,352	-	2,538,352
<b>Total current unrestricted liabilities</b>	<b>\$ 14,039,527</b>	<b>\$ 1,250,821</b>	<b>\$ 15,290,348</b>
<b>Payable from Restricted Assets</b>			
Construction Accounts Payable	\$ 36,712,514	\$ 96,666	36,809,180
Accrued Interest Payable	40,117,313	359,592	40,476,905
Bonds, Notes Payable and Other Obligations, current (Note 5)	33,326,976	1,400,000	34,726,976
<b>Total current restricted liabilities</b>	<b>\$ 110,156,803</b>	<b>\$ 1,856,258</b>	<b>\$ 112,013,061</b>
<b>Total current liabilities</b>	<b>\$ 124,196,330</b>	<b>\$ 3,107,079</b>	<b>\$ 127,303,409</b>
<b>Noncurrent Liabilities</b>			
Total OPEB Liability (Note 11)	\$ 56,550	\$ -	\$ 56,550
Net Pension Liability (Note 10)	1,561,511	-	1,561,511
Bonds, Notes Payable and Other Obligations, non-current (Note 5)	2,557,168,758	21,090,900	2,578,259,658
<b>Total Noncurrent Liabilities</b>	<b>\$ 2,558,786,819</b>	<b>\$ 21,090,900</b>	<b>\$ 2,579,877,719</b>
<b>Total Liabilities</b>	<b>\$ 2,682,983,149</b>	<b>\$ 24,197,979</b>	<b>\$ 2,707,181,128</b>
<b>Deferred inflow of resources</b>			
Total Deferred Inflows of Resources (Note 9)	\$ 517,992	\$ -	\$ 517,992
<b>Total Liabilities and Deferred Inflows of Resources</b>	<b>\$ 2,683,501,141</b>	<b>\$ 24,197,979</b>	<b>\$ 2,707,699,120</b>
<b>Net Position</b>			
Net Investment in Capital Assets	\$ 45,759,197	\$ 163,071,408	\$ 208,830,605
Restricted for Debt Service	159,181,225	21,090,900	180,272,125
Unrestricted	467,147,149	28,362,812	495,509,961
<b>Total Net Position</b>	<b>\$ 672,087,571</b>	<b>\$ 212,525,120</b>	<b>\$ 884,612,691</b>

See accompanying Notes to the Financial Statements.

# FINANCIAL SECTION

## Statement of Revenues, Expenses and Changes in Net Position For the Fiscal Year ended June 30, 2025

	System	Non-System	Business-Type Activities Total
<b>Operating Revenue</b>			
Tolls	\$ 251,996,492	\$ 24,383,925	\$ 276,380,417
Other Operating	202,781	-	202,781
<b>Total Operating Revenue</b>	<b>\$ 252,199,273</b>	<b>\$ 24,383,925</b>	<b>\$ 276,583,198</b>
<b>Operating Expense</b>			
Administrative Expense	\$ 14,241,276	\$ 3,748	\$ 14,245,024
Operations and Maintenance	40,212,398	4,537,103	44,749,501
Other Operating Expense	806,979	232,359	1,039,338
Depreciation and Amortization	58,993,325	5,963,520	64,956,845
<b>Total Operating Expense</b>	<b>\$ 114,253,978</b>	<b>\$ 10,736,730</b>	<b>\$ 124,990,708</b>
<b>Operating Income</b>	<b>\$ 137,945,295</b>	<b>\$ 13,647,195</b>	<b>\$ 151,592,490</b>
<b>Nonoperating Revenue (Expense)</b>			
Interest Income	\$ 41,390,233	\$ 1,061,960	\$ 42,452,193
CAMPO RIF contribution	-	(10,000,000)	(10,000,000)
Project contribution expense	(7,525,858)	(3,134,808)	(10,660,666)
Gain on Sale of Assets	12,000	-	12,000
Interest Expense	(77,667,680)	(725,144)	(78,392,824)
Capital Grants and Contributions	595,467	-	595,467
<b>Total Nonoperating Revenue (Expense)</b>	<b>\$ (43,195,838)</b>	<b>\$ (12,797,992)</b>	<b>\$ (55,993,830)</b>
<b>Change in Net Position</b>	<b>\$ 94,749,457</b>	<b>\$ 849,203</b>	<b>\$ 95,598,660</b>
Net Position, July 1, 2024	\$ 769,014,031	\$ -	\$ 769,014,031
Change in Net Position	(191,675,917)	191,675,917	-
Net Position, July 1, 2024, as adjusted	577,338,114	191,675,917	769,014,031
Net Position, June 30, 2025	<b>\$ 672,087,571</b>	<b>\$ 192,525,120</b>	<b>\$ 864,612,691</b>

(continued)

See accompanying Notes to the Financial Statements.

# FINANCIAL SECTION

## Statement of Cash Flows For the Fiscal Year ended June 30, 2025

	System	Non-System	Business-Type Activities Total
<b>Cash flows from operating activities:</b>			
Receipts from toll fees	\$ 283,258,244	\$ 22,519,167	\$ 305,777,411
Receipts from other income	185,777	-	185,777
Payments to vendors	(43,540,665)	(4,686,114)	(48,226,779)
Payments to employees	(6,586,616)	-	(6,586,616)
<b>Net cash flows provided by operating activities</b>	<b>\$ 233,316,740</b>	<b>\$ 17,833,053</b>	<b>\$ 251,149,793</b>
<b>Cash flows from capital and related financing activities:</b>			
Payments on interest	\$ (96,967,257)	\$ (747,627)	\$ (97,714,884)
Payments on obligations	(39,951,980)	(11,275,000)	(51,226,980)
Payments for capital assets	(7,444,424)	-	(7,444,424)
Payments for construction in progress	(180,137,255)	(2,295,943)	(182,433,198)
Proceeds from capital grants	595,467	-	595,467
<b>Net cash flows used in capital and related financing activities</b>	<b>\$ (323,905,449)</b>	<b>\$ (14,318,570)</b>	<b>\$ (338,224,019)</b>
<b>Cash flows from investing activities:</b>			
Interest income	\$ 41,102,401	\$ 1,061,960	\$ 42,164,361
Purchase of investments	(452,963,964)	-	(452,963,964)
Proceeds from sale or maturity of investments	460,794,265	9,999,374	470,793,639
<b>Net cash flows provided by investing activities</b>	<b>\$ 48,932,702</b>	<b>\$ 11,061,334</b>	<b>\$ 59,994,036</b>
<b>Net decrease in cash and cash equivalents</b>	<b>\$ (41,656,007)</b>	<b>\$ 14,575,817</b>	<b>\$ (27,080,190)</b>
Cash and cash equivalents at beginning of year	764,551,007	13,443,277	777,994,284
Cash and cash equivalents at end of year	<b>\$ 722,895,000</b>	<b>\$ 28,019,094</b>	<b>\$ 750,914,094</b>
<b>Reconciliation of change in net position to net cash provided by operating activities:</b>			
Operating Income	\$ 137,945,295	\$ 13,647,195	\$ 151,592,490
Adjustments to reconcile operating income (loss) to net cash provided by operating activities:			
Depreciation and amortization	58,993,325	5,963,520	64,956,845
Bad Debt	85,300,674	6,595,235	91,895,909
Changes in assets and liabilities:			
Increase accounts receivables and due from other governments	(54,038,922)	(8,459,993)	(62,498,915)
Increase in prepaid expenses and other assets	(32,243)	-	(32,243)
Decrease in accounts payable	4,789,370	87,096	4,876,466
Decrease in accrued expenses	484,431	-	484,431
Decrease in deferred inflow/outflows pension and OPEB	(125,190)	-	-
<b>Total adjustments</b>	<b>\$ 95,371,445</b>	<b>\$ 4,185,858</b>	<b>\$ 99,682,493</b>
<b>Net cash flows provided by operating activities</b>	<b>\$ 233,316,740</b>	<b>\$ 17,833,053</b>	<b>\$ 251,274,983</b>
<b>Reconciliation of cash and cash equivalents:</b>			
Unrestricted cash and cash equivalents	\$ 242,537,569	\$ 25,008,681	\$ 267,546,250
Restricted cash and cash equivalents: Current	110,253,469	3,010,413	113,263,882
Restricted cash and cash equivalents: Noncurrent	370,103,962	-	370,103,962
<b>Total</b>	<b>\$ 722,895,000</b>	<b>\$ 28,019,094</b>	<b>\$ 750,914,094</b>
<b>Supplemental schedule of noncash investing, capital and financing activities:</b>			
Accretion on capital appreciation bonds	\$ 7,955,484	\$ -	\$ 7,955,484
Increase / (decrease) in deferred outflow of resources	(3,909,286)	-	(3,909,286)
Increase / (decrease) in deferred inflow of resources	47,522	-	47,522

See accompanying Notes to the Financial Statements.

# FINANCIAL SECTION

## Statement of Fiduciary Net Position

As of June 30, 2025

	Pension Trust Fund*	Custodial Fund
<b>Assets:</b>		
<b>Restricted:</b>		
Cash and Cash Equivalents	\$ -	\$ 39,777,865
<b>Investments:</b>		
Collective Investment Fund	1,426,257	-
<b>Total Assets</b>	<b>\$ 1,426,257</b>	<b>\$ 39,777,865</b>
<b>Payable:</b>		
Accounts Payable	\$ -	\$ 88,919
<b>Total Payables</b>	<b>\$ -</b>	<b>\$ 88,919</b>
<b>Net Position:</b>		
<b>Restricted:</b>		
Other Governments	\$ -	\$ 39,688,946
Pension	1,426,257	-
<b>Total Net Position</b>	<b>\$ 1,426,257</b>	<b>\$ 39,688,946</b>

\*Balance as of December 31, 2024.

## Statement of Changes in Fiduciary Net Position Fiduciary Funds

For the Fiscal Year ended June 30, 2025

	Pension Trust Fund*	Custodial Fund
<b>Additions:</b>		
<b>Contributions:</b>		
Employer	\$ 167,409	\$ -
<b>Investments Earnings:</b>		
Net (decrease) in fair value of investments	195,889	-
Interest and dividends	10	406,455
<b>Other additions:</b>		
Deposits from Other Governments	-	32,760,942
Other Income	-	1,708
<b>Total Additions</b>	<b>\$ 363,308</b>	<b>\$ 33,169,105</b>
<b>Deductions:</b>		
Benefits paid to participant and beneficiaries	\$ 38,132	\$ -
Disbursements from Other Governments	-	546,396
Other Expense		332
<b>Total Payables</b>	<b>\$ 38,132</b>	<b>\$ 546,728</b>
Net Increase (Decrease) in fiduciary net position	325,176	32,622,377
Net Position - Beginning	1,101,081	7,066,569
<b>Total Net Position</b>	<b>\$ 1,426,257</b>	<b>\$ 39,688,946</b>

\*Balance as of December 31, 2024.

See accompanying Notes to the Financial Statements.





# FINANCIAL SECTION

## Notes to the Financial Statements

June 30, 2025

<b>Note 1: Nature of the Organization and Summary of Significant Accounting Policies .....</b>	<b>30</b>
Reporting Entity .....	30
Basis of Accounting .....	30
Economic Factors and Next Year's Budget .....	31
Net Position .....	31
Restricted Assets.....	31
Cash, Cash Equivalents and Investments .....	32
Receivables.....	32
Compensated Absences .....	32
Capital Assets .....	32
Grants and Contributions.....	33
Pensions .....	33
Other Post-Employment Benefits (OPEB) .....	33
Deferred Outflows and Inflows of Resources .....	33
Bond Discounts and Premiums .....	34
Estimates.....	34
Arbitrage Rebate Payable .....	34
Project Contribution Expense .....	34
New Accounting Pronouncements.....	34
<b>Note 2: Legal Compliance - Budgets .....</b>	<b>35</b>
<b>Note 3: Deposits and Investments .....</b>	<b>35</b>
<b>Note 4: Capital Assets .....</b>	<b>38</b>
<b>Note 5: Bond and Notes Payable .....</b>	<b>39</b>
<b>Note 6: Commitments and Contingent Liabilities.....</b>	<b>47</b>
<b>Note 7: Disaggregation of Receivable and Payable Balances .....</b>	<b>48</b>
<b>Note 8: Risk Management .....</b>	<b>48</b>
<b>Note 9: Deferred Outflow and Inflow of Resources.....</b>	<b>49</b>
<b>Note 10: Employee Retirement Plan .....</b>	<b>49</b>
<b>Note 11: Other Pension Employee Benefits (OPEB) .....</b>	<b>54</b>
<b>Note 12: Deferred Compensation Plan .....</b>	<b>57</b>
<b>Note 13: Change within Reporting Entity.....</b>	<b>57</b>
<b>Note 14: Subsequent Events.....</b>	<b>57</b>



# FINANCIAL SECTION

## Note 1. Organization and Summary of Significant Accounting Policies

### Reporting entity

The Central Texas Regional Mobility Authority (the Authority) was authorized by the State of Texas in 2002. The Authority is authorized to construct, maintain, repair, and operate turnpike projects at locations authorized by the Legislature of the State of Texas and approved by the Texas Department of Transportation (TxDOT). The Authority receives revenues from tolls, fees, and reimbursement grants for the construction of toll projects. The Authority may issue revenue bonds for the purpose of paying the costs of System and Non-System projects.

The Authority was formed through the joint efforts of Travis and Williamson Counties (the Counties). Efforts began in September 2002, following the enactment of provisions by the 77th Texas Legislature authorizing the formation of regional mobility authorities (RMAs). The petition to form the Authority was filed by the Counties, and the Texas Transportation Commission granted approval for its formation in October 2002. The initial meeting of the Board of Directors (the Board) of the Authority was held in January 2003. Each County appoints three directors, and the Governor appoints the presiding officer. The members are appointed with the understanding the composition of the Board and the common interest in the region shared by Board members will result in adequate representation of all political subdivisions within the geographic area of the Authority. Members serve without pay for terms of two years. The Authority has full control over all operations, however, must comply with certain bond indentures and trust agreements. The Authority employs an Executive Director who manages day-to-day operations.

The Authority consists of indenture assets which include the 183 Toll, 183A Toll, 290 Toll, 71 Toll Lane, 45SW Toll, 183A Phase III, and 183N mobility project, a non-indenture building asset and are collectively referred to as the System, and a Non-System that consists of the Mopac Express Lanes.

### Basis of accounting

The operations of the Authority are accounted for as enterprise funds on an accrual basis in order to recognize the flow of economic resources. Under this basis, revenues are recognized in the period in which they are earned, expenses are recognized in the period in which they are incurred, and all assets and liabilities associated with the operation of the Authority are included in the Statement of Net Position. The assets of the Authority are stated at cost except for certain investments, which are stated at fair value.

The Authority's accounts are organized on the basis of funds. The operations of each fund are accounted for with a self-balancing set of accounts that comprise its assets, liabilities, additions/revenues, and deductions/expenses. The following fund types are used to reflect the Authority's transactions:

- **Enterprise Funds:** Enterprise funds are a type of proprietary fund used to report any activity for which a fee is charged to external users for goods or services. The reporting focus is on the determination of operating income, changes in net position, financial position, and cash flows. Proprietary funds distinguish operating activities from non-operating. Operating activities generally result from providing services and producing or delivering goods.

The Authority reports two major enterprise funds: System and Non-System funds. The principal revenues of the System are toll revenues received from customers. Operating expenses for the System include the costs of operating and maintaining the Authority and administrative expenses. All revenues and expenses not meeting this definition are reported as non-operating revenues and expenses. The principal revenues of the Non-System Fund toll revenues are received from customers and fees charged for billing services on managed lanes. Operating expenses for the Non-System Fund include the costs of billing and collections of managed lane transactions.

- **Fiduciary Funds:** Fiduciary funds are used to report assets held in a trustee or custodial capacity for others. The reporting focus is on net position and changes in net position. The Authority reports two types of fiduciary funds: the Pension Trust Fund and Custodial Funds



# FINANCIAL SECTION

- The Authority's Pension Trust fund is established as a 401(a) plan, which is a profit-sharing defined contribution plan held with Nationwide Retirement Solutions Governmental Profit-Sharing Plan and Trust.
- The Custodial funds are a type of fiduciary fund used to report assets held on behalf of another entity. The Authority's custodial funds consist of Travis County road projects managed by the Authority.

## **Economic Factors and Next Year's Budget**

Operating budgets are established in accordance with the practices set forth in the provisions of the Authority's Policy Code. These practices follow the Generally Accepted Accounting Principles (GAAP) for an enterprise fund on an accrual basis. Exceptions are:

- Depreciation and amortization of capital assets are not included as an operating expense.
- Capitalized interest accrued on certain bond issues as allowed by the Trust Agreement and bond resolutions.

Revenues are recognized when they are earned, expenses are recognized in the period in which they are incurred, and all assets and liabilities associated with the operation of the Authority are included in the Statement of Net Position in accordance with the Policy Code described above.

Each year the Authority completes a review of its financial condition for the purpose of estimating whether System and Non-System net revenues for the year meet applicable debt covenants. See additional information regarding legal compliance for budgets in Note 2.

## **Net Position**

The difference between assets and deferred outflows of resources less liabilities and deferred inflows of resources is called net position. Net position is reported as (1) net investment in capital assets; (2) restricted for debt service and; (3) unrestricted. Payments from restricted accounts are strictly governed by the Indenture Agreements and can only be made in compliance with the Indenture Agreements. When both restricted and unrestricted amounts are available for use, the Authority's policy is to use restricted amounts first, with unrestricted resources utilized as needed.

## **Restricted Assets**


Certain proceeds of the Revenue Bonds are restricted by applicable bond covenants for construction or restricted as reserves to ensure repayment of the bonds. Certain other assets are accumulated and restricted monthly in accordance with the Indenture Agreements for the purpose of paying interest and principal payments that are due on a semiannual and annual basis, and for the purpose of maintaining the reserve funds at the required levels. Limited types of expenses may be funded from these accounts. Expenses that do not meet these requirements are funded from unrestricted accounts. The sub-funds and accounts that have been established in accordance with the Indenture Agreements are as follows:

- Revenue Fund – The Revenue Fund was created to account for all revenues (all tolls, other revenues, and income) arising or derived by the Authority from the operation and ownership of the Authority. All revenues earned are distributed to other funds in accordance with the Trust Agreement. Amounts held in this fund total \$18,214,889.
- Rebate Fund – The Rebate Fund was created to account for payments to the United States of America under Section 148 of the Code to pay costs related to the calculation of amounts due. Amounts held in this fund total \$0.
- Operating Fund – The Operating Fund was created to account for and pay current operating and maintenance expenses of the Authority. Amounts held in this fund total \$25,805,451.
- Debt Service Funds – The Debt Service Funds were created to account for the payment of the semiannual interest requirements of the revenue bonds and to account for the payment of the annual principal requirements of the revenue bonds. Amounts held in this fund total \$76,671,656.
- Debt Service Reserve Funds – The Debt Service Reserve Funds were created for the purpose of paying interest and principal of the bonds whenever and to the extent that the monies held in the Debt Service Funds shall be insufficient for such purpose. The required reserve is an amount equal to the average annual debt service requirements of all bonds outstanding. Amounts held in this fund total \$174,313,315.





# FINANCIAL SECTION

- 
- **Renewal and Replacement Fund** – The Renewal and Replacement Fund was created to account for those expenses of maintaining the Authority that do not recur on an annual or frequent basis. As defined in the Trust Agreement, such items include repairs, painting, renewals, and replacements necessary for safe or efficient operation of the Authority or to prevent loss of revenues, engineering expenses relating to the functions of the Authority, equipment, maintenance expenses, and operating expenses not occurring at annual or shorter periods. Amounts held in this fund total \$13.
  - **General Fund** – The General Fund was created to account for those expenses not reflected in other funds and can be used to pay expenses such as purchase or redemption of obligations, to fund improvements, extensions, and replacements of the system or any other purchase the Authority deems necessary. Amounts held in this fund total \$293,310,236.
  - **Capital Projects Funds** - The Capital Project Funds were created to account for that portion of the proceeds from the sale of the Authority Revenue Bonds, which are required to be deposited with the trustee in order to pay all costs of construction. Monies received from any other source for paying the costs of the Authority may also be deposited in the Construction and Property Fund. Amounts held in this fund total \$287,955,117.

## **Cash, cash equivalents and investments**

Cash and cash equivalents include amounts in TexStar Investment pool, Goldman Sachs Fund, State & Local Government Series demand deposits, and Agency securities that mature within one year of maturity. These deposits are fully collateralized or covered by federal deposit insurance.

Fair value is the price that would be received to sell an asset or paid to transfer a liability in an orderly transaction between market participants at the measurement date. Investments are reported at fair value in the statement of net position or other statements of net financial position with exceptions. Certain money market investments may be reported at amortized cost provided the investment has a remaining maturity of one year or less at date of purchase. All investment income, including changes in the fair value of investments, is recognized as revenue in the operating statement or statement of activities. The net change in fair value of investments is recorded in the Statement of Revenues, Expenses and Changes in Net Position and includes the unrealized and realized gains and losses on investments.

## **Receivables**

The major receivables for business-type activities are from private persons or organizations and represent amounts due to the Authority as of June 30, 2025. Amounts expected to be collected within the next fiscal year are classified as current and amounts expected to be collected beyond the next fiscal year are classified as noncurrent. All receivables are recorded net of allowances for uncollectible accounts.

## **Compensated absences**

The Authority's regular staff employees accumulate vacation pay and sick leave pay. A liability for compensated absences is recognized when leave time: (1) has been earned for services previously rendered by employees, (2) accumulates and may be carried over into subsequent years, and (3) is more likely than not to be used as time off or settled (paid in cash to the employee) during employment or upon separation from employment. The liability for compensated absences includes salary-related benefits, where applicable.

Vested or accumulated vacation leave is recorded as an expense and liability as the benefits accrue to employees. Sick leave balances that are more likely than not to be used as leave in a future period are recorded as an expense and liability.

The compensated absences liabilities for the year ended June 30, 2025, is \$864,323 and is recorded in accrued expenses for the System on the Statement of Net Position.

## **Capital assets**

Capital assets, which include property and equipment, right of way and toll roads, are reported at cost. Capital assets acquired through contributions, such as those from developers or other governments, are recorded at estimated acquisition value at the date of donation. Depreciation is computed on the straight-line method over the estimated useful life of the asset. A full month's depreciation is taken in the month the asset is placed in service. When property and equipment are disposed of, the cost and accumulated depreciation are removed from the respective accounts, and the resulting gain or loss is recorded.





# FINANCIAL SECTION

Right to Use assets are initially reported at present value of the lease payments. Amortization of these assets is charged as an expense against operations. Amortization is calculated using the straight-line method over the lease contract period.

Costs related to renewing and maintaining these assets are not capitalized but instead are considered to be period costs. The Authority evaluates impairment of capital assets when a significant unexpected decline in service utility occurs.

Projects that are done on behalf of another entity and are not a capital asset of the Authority or do not advance past the preliminary planning stage are reclassified and reflected as a project expense.

## **Grants and contributions**

Revenues from grants and contributions are cash and noncash which include the following: (1) capital grants and contributions which are restricted revenues whose resources may only be spent to purchase, build or use capital assets for specified programs or (2) operating grants and contributions which are restricted in the way they may be spent for operations of a particular program. Revenues from federal and state cost reimbursement grants and contracts are recognized as earned when all eligibility requirements, including incurring allowable expenditures, have been met.

## **Pensions**

For purposes of measuring the net pension liability (asset), deferred outflows of resources and deferred inflows of resources related to pensions, pension expense, information about the fiduciary net position of the Texas County and District Retirement System (TCDRS), an Agent Plan, and additions to/deductions from TCERS's fiduciary net position have been determined on the same basis as reported by TCERS. For this purpose, benefit payments (including refunds of employee contributions) are recognized in the TCERS net pension liability calculations when due and payable in accordance with the benefit terms. The investments are stated at fair value.

## **Other Post-Employment Benefits (OPEB)**

For purposes of measuring the net OPEB liability, deferred outflows of resources and deferred inflows of resources related to OPEB, and OPEB expense, information about the fiduciary net position of the Authority's Postemployment Benefit Plan of the Texas County and District Retirement System (TCERS), the retiree death benefit paid from the Group Term Life (GTL) program, and additions to/deductions from the TCERS OPEB Plan fiduciary net position have been determined on the same basis as reported by TCERS. For this purpose, benefit payments are recognized when due and payable in accordance with benefit terms. Investments are reported at fair value.

## **Deferred outflows and inflows of resources**

In addition to assets, the statement of financial position reports a separate section for deferred outflows of resources. This separate financial statement element, deferred outflows of resources, "represents a consumption of net assets that applies to future periods" and so will not be recognized as an outflow of resources (expenses) until then. The Authority has the following five items that qualify for reporting in this category in the statement of net position.

- Loss on refunding – The loss on refunding results from the difference in the carrying value of refunded debt and its reacquisition price. This amount is deferred and amortized over the shorter of the life of the debt refunded or the new refunding debt.
- Pension/OPEB contributions after measurement date – These contributions are deferred and recognized in the following fiscal year.
- Difference in projected and actual earnings on pension or OPEB assets – This difference is deferred and amortized over a closed five-year period.
- Difference in expected and actual pension or OPEB experience – This difference is deferred and recognized over the estimated average remaining lives of all members determined as of the measurement date.
- Changes in actuarial assumptions used to determine pension or OPEB liability – This difference is deferred and amortized over the estimated average remaining lives of all members determined as of the measurement date.



# FINANCIAL SECTION

In addition to liabilities, the statement of financial position reports a separate section for deferred inflows of resources. This separate financial statement element, deferred inflows of resources, “represents an acquisition of net assets that applies to future periods” and will not be recognized as an inflow of resources (revenue) until that time. The Authority has the following four items that qualify for reporting in this category.

- Gain on refunding – A gain on refunding results from the difference in the carrying value of refunded debt and its reacquisition price. This amount is deferred and amortized over the shorter of the life of the debt refunded or the new refunding debt.
- Difference in expected and actual pension or OPEB experience – This difference is deferred and recognized over the estimated average remaining lives of all members determined as of the measurement date.
- Difference in projected and actual earnings on pension or OPEB assets – This difference is deferred and amortized over a closed five-year period.
- Changes in actuarial assumptions used to determine OPEB liability – This difference is deferred and amortized over the estimated average remaining lives of all members determined as of the measurement date.

## **Bond Discounts and Premiums**

Notes and bonds payable are reported net of unamortized bond premiums and discounts. The Authority amortizes premiums and discounts over the estimated life of the bonds as an adjustment to interest expense using the effective interest method.

## **Estimates**

The preparation of the financial statements in accordance with Generally Accepted Accounting Principles (GAAP) requires management to make estimates and assumptions that affect the reported amounts in the financial statements and the accompanying notes. Actual results could differ from those estimates.

## **Arbitrage Rebate Payable**

The Tax Reform Act of 1986 imposed additional restrictive regulations, reporting requirements, and arbitrage rebate liability on issuers of tax-exempt debt. This represents interest on bond proceed earnings more than amounts allowed under the Act. The Act requires remittance to the Internal Revenue Service (IRS) of 90% of the cumulative arbitrage rebate within 60 days of the end of each five-year reporting period following the issuance of governmental bonds. The cumulative arbitrage rebate liabilities for the year ended June 30, 2025, is \$0.

## **Project Contribution Expense**

Project contribution expense is related to projects the Authority built on behalf of other entities and are not capital assets to the Authority.

## **New Accounting Pronouncements**

GASB Statement No. 101, *Compensated Absences*. The objective of this Statement is to better meet the information needs of financial statement users by updating the recognition and measurement guidance for compensated absences. That objective is achieved by aligning the recognition and measurement guidance under a unified model and by amending certain previously required disclosures. The impact on the financial statements as a result of implementation of this standard was immaterial. The footnotes to the financial statements have been amended in accordance with the standard.

GASB Statement No. 102, *Certain Risk Disclosures*, requires a government to assess and disclose information regarding certain concentrations or constraints and related events that may have a substantial impact and negatively affect the level of service a government provides. The adoption of the standard has no impact on the financial statements.



# FINANCIAL SECTION

## Note 2. Legal Compliance - Budgets

The Authority is required to prepare a budget of current expenses and deposits to the Operating Fund, and the purposes for which the monies held in the Reserve Maintenance Fund will be expended for the ensuing year.

The Trust Agreement requires the Authority to adopt a final budget for the Authority on or before June 30, prior to the beginning of the fiscal year. The budget is prepared at the Department level and is based upon the Trust Agreement. The Authority may not expend any amount or incur any obligations for maintenance, repairs, and operations more than the total amount of the budgeted expenses in the Annual Budget unless the funding source is other than revenues received from the Authority.

The Authority may expend additional funding from the General Fund in excess of the annual deposits. In a manner similar to the adoption of the annual budget, budget amendments are approved by the Board of Directors of the Authority. There were no occurrences of budget noncompliance in 2025.

Pursuant to the System Trust Agreement, the Authority has agreed that it will at all times keep in effect a plan for toll collecting facilities and a schedule of rates of tolls, which will raise and produce net revenues during each fiscal year sufficient to satisfy the debt service requirements below:

- 1.40 times the scheduled debt service requirements on all outstanding Senior Lien Obligations for the fiscal year; or
- 1.20 times the scheduled debt service requirements on all outstanding Senior Lien Obligations and Junior Lien Obligations for the fiscal year; or
- 1.10 times the scheduled debt service requirements on all outstanding Senior Lien Obligations, Junior Lien Obligations, and Subordinate Lien Obligations for the fiscal year; or
- 1.00 times the scheduled debt service requirements on all outstanding Obligations secured by net revenues for the fiscal year.

Pursuant to the Non-System agreement, the Authority has agreed to establish and collect tolls to produce revenues during each fiscal year sufficient to satisfy the requirement of 1.00 times annual debt service on obligations.

The Authority is in compliance for Fiscal Year 2025. Details can be found on the System Indenture Cash Flow and Debt Service Coverage table and Non-System Debt Service Coverage table in the Other Supplementary Information section.

## Note 3. Deposits and Investments

### Deposits

The Authority was fully insured or collateralized with pledged securities. The carrying amount of the Authority's System and Non-System deposits was \$224,057 and the respective bank balances totaled \$508,214. Custodial funds are held in Public Funds money market accounts. The carrying amount of the Custodial funds deposits was \$39,777,865 and the respective bank balances totaled \$32,835,918.

Federal Depository Insurance Corporation (FDIC) provided \$250,000 of coverage for deposits. All balances more than the \$250,000 were fully collateralized in accordance with the Authority's investment policy which requires bank deposit accounts to be collateralized with pledged securities equal to 105% of the carrying value.

Demand Deposit State and Local Government Securities (SLGS) are securities offered for purchase to issuers of state and local government tax-exempt debt to assist with compliance of yield restrictions or arbitrage rebate provisions of the Internal Revenue Service. As of June 30, 2025, the SLGS yield rate was 4.18%, and the carrying amount was \$189,075,879.

### Investments

The Authority's Board has adopted an Investment Policy to provide guidance in the management of investment assets for the Authority. The Authority mitigates risk by investing in compliance with the investment policy, state statutes, and bond indenture provisions by qualifying the broker or financial institutions with whom the Authority transacts business, while maintaining sufficient collateralization, portfolio diversification and limiting maturities.

Investments in the Pension Trust Fund (the Plan) are held in the Nationwide Collective Investment Fund and are reported at fair value. Investments held by the Plan are recorded at fair value. All assets held by the Plan are held in irrevocable trusts. The Pension Trust Fund investments are restricted by investment options provided in the Collective Investment Fund.



# FINANCIAL SECTION

The investments are Level 2 investments for the underlying investments that support the Collective Investment Fund to determine the fair value net of applicable contract fees. The Plan does not have an interest rate risk, credit risk, or concentration of credit risk policy, as the investments held in the Plan are in mutual funds invested in equity securities and are not subject to the disclosure requirements. Investments in the Pension Trust Fund (the Plan) totaled \$1,426,257.

Custodial funds are investment in Goldman Sachs Financial Square Government Fund, which is a government money market fund. The fund values securities using net asset value. The fund is rated Aaa-mf by Moody's and AAAM by Standard & Poor's Rating Group. The redemption frequency is one day and there are no unfunded commitments. The Custodial Fund assets are invested in accordance with the investment policy of the Authority. Accordingly, the interest rate risk exposure by investment type, concentration of credit risk, credit risk and foreign currency risk are addressed with the Authority's disclosure for amount held in Goldman Sachs.

TexStar Investment Pool, Goldman Sachs Fund and Agency security balances that mature within one year of the maturity date are carried at amortized cost. Investment balances held more than a year are carried at fair market value. The Authority had maturity values as follows:

Table 3.1: Summary of Investments by Type	
Goldman Sachs Financial Square Government Fund	\$ 530,778,819
TexSTAR Investment Pool	30,835,339
State and Local Government Series (SLGS) demand deposits	189,075,879
U.S. Government sponsored enterprise securities and treasury notes	169,516,734
<b>Total Authority cash and Investments</b>	<b>\$ 920,206,771</b>
Goldman Sachs Financial Square Government Fund - Custodial	6,941,947
<b>Total cash and Investments</b>	<b>\$ 927,148,718</b>

The Authority categorizes fair value measurements within the fair value hierarchy established by GAAP. The hierarchy is based on the valuation inputs used to measure the fair value of assets. The three-tiered fair value hierarchy is as follows:

- **Level 1:** Quoted prices for identical investments in an active market.
- **Level 2:** Significant other observable inputs other than quoted market prices.
- **Level 3:** Significant unobservable inputs.

The measurement of the Authority's investments is summarized below:

Table 3.2: Fair Value Hierarchy				
Investment Type	Level 1	Level 2	Level 3	Balance
Investments at fair value level:				
Farmer MAC	\$ -	\$ 30,092,100	\$ -	\$ 30,092,100
Treasury	-	20,117,200	-	20,117,200
US Treasury Note and Farmer MAC at cost				119,307,434
Investments at net asset value (NAV) based on amortized cost:				
Goldman Sachs Financial Square Government Fund				530,778,819
TexSTAR Investment Pool				30,835,339
State and Local Government Series (SLGS)				189,075,879
<b>Total Authority investments measured at fair value</b>	<b>\$ -</b>	<b>\$ 50,209,300</b>	<b>\$ -</b>	<b>\$ 920,206,771</b>
Investments at net asset value (NAV) based on amortized cost:				
Goldman Sachs Financial Square Government Fund - Custodial	-	6,941,947	-	6,941,947
<b>Total investments measured at fair value</b>	<b>\$ -</b>	<b>\$ 57,151,247</b>	<b>\$ -</b>	<b>\$ 927,148,718</b>



# FINANCIAL SECTION

## A. Custodial Credit Risk

Custodial credit risk for investments is the risk that, in the event of the failure of the counterparty to a transaction, the Authority will not be able to recover the value of its investment or collateral securities that are in the possession of an outside party. Investment securities are exposed to custodial risk if the securities are uninsured, are not registered in the name of the Authority and are held by the counterparty, its trust or agent, but not in the Authority's name. The Authority's investment securities are not exposed to custodial credit risk because all securities are held by the Authority's custodial bank in the Authority's name.

## B. Concentration of Credit Risk

Concentration of credit risk is the risk of loss attributed to the magnitude of the Authority's investment in a single issuer. The Authority is authorized to invest funds in accordance with its investment policy, bond indentures, and the Texas Public Funds Investment Act. Authorized investments include, but are not limited to: United States Treasury and federal agency issues, certificates of deposit issued by a state or national bank domiciled in the state of Texas, repurchase agreements collateralized by United States Treasury or federal agency securities, guaranteed investment contracts (GICs), state and local government series (SLGS) demand deposits, obligations of states and municipalities, Securities and Exchange Commission (SEC) registered no-load money market mutual funds and local government investment pools. The Authority does not have a specific investment policy related to concentration of credit risk.

The Authority's investment policy states local government investment pools may not exceed 80% of the total investment portfolio less bond funds. Bond funds may be invested at 100% of the total investment portfolio. The Authority's portfolio consists of the following:

Table 3.3: Portfolio Composition			
TexSTAR Investment Pool	\$	30,835,339	3.4%
Goldman Sachs Financial Square Government Fund		530,778,819	57.7%
State and Local Government Series (SLGS) demand deposits		189,075,879	20.5%
Federal Home Loan Bank		39,596,260	4.3%
Federal Agricultural Mortgage Corp.		80,092,100	8.7%
US Treasury Notes		49,828,374	5.4%
<b>Total Authority portfolio composition</b>	<b>\$</b>	<b>920,206,771</b>	
Goldman Sachs Financial Square Government Fund - Custodial		6,941,947	100%
<b>Total portfolio composition</b>	<b>\$</b>	<b>927,148,718</b>	

## C. Interest rate risk

Interest rate risk is the risk that the changes in interest rates will adversely affect the fair value of an investment. Interest rate risk may be mitigated by investing operating funds primarily in shorter term securities, money market funds or similar investment pools and limiting the average maturity of the portfolio.

With regard to maximum maturities, the Authority's investment policy states the attempts will be made to match investments with anticipated cash flow requirements. Unless matched to a specific cash flow, the Authority will not directly invest operating or general funds in securities maturing more than 16 months from the date of purchase, unless approved by the Authority's Board. Investment of bond proceeds shall not exceed the projected expenditure schedule of the related project. Reserve funds may be invested in securities exceeding 12 months if the maturities of such investments are made to coincide as nearly as practicable with the expected use of the funds. The Authority's investments in debt securities mature as follows:

Table 3.4: Investment Maturities (in Days)					
Investment Type	< 90 Days	< a Year	1-5 Yrs	5-10 Yrs	Carrying Value
U.S. Treasury Notes	\$ -	\$ 49,828,374	\$ -	\$ -	\$ 49,828,374
Farmer MAC	-	80,092,100	-	-	80,092,100
Federal HOME Loan Bank	-	39,596,260	-	-	39,596,260
<b>Total U.S. government sponsored enterprise securities and treasury notes</b>	<b>\$ -</b>	<b>\$ 169,516,734</b>	<b>\$ -</b>	<b>\$ -</b>	<b>\$ 169,516,734</b>

# FINANCIAL SECTION

## D. Credit risk

Credit risk is the risk that an issuer or other counterparty to an investment will not fulfill its obligations to the Authority. To help mitigate credit risk, credit quality guidelines are incorporated into the investment policy. The Authority limits investments to the safest types of securities, as listed above under the concentration of credit risk section and pre-qualifies the financial institutions, brokers/dealers, intermediaries, and advisors with which the Authority will do business. The Authority's investments had the following credit risk structure, based on Standard & Poor's ratings:

Table 3.5: Standard & Poor's Credit Risk Rating		
U.S. Government Sponsored Enterprise	Investment Grade Rating	Carry Value
Federal HOME Loan Bank	AA+	\$ 39,596,260
US Treasury Note	AA+	49,828,374
Farmer MAC	Not Rated	80,092,100
	<b>Total</b>	<b>\$ 169,516,734</b>

## Note 4. Capital Assets

Capital assets are presented at historical cost or, if not purchased, at acquisition value. When appropriate, straight-line depreciation and amortization have been charged over the shorter of the estimated useful lives of the assets or the lease period.

All capital assets belong to the Authority. Asset and depreciation balances, capitalization thresholds, and depreciable lives for all capital asset classes are shown in the following tables.

Table 4.1 Capitalization of Assets		
Asset Class	Capitalization Threshold	Estimated Useful Life
Buildings and Toll Facilities	100,000	10-30 years
Furniture and Equipment	5,000	5 years
Infrastructure	500,000	10-50 years
Vehicles	5,000	7 years
Leasehold Improvements	100,000	3 years
Internally Generated Computer Software	1,000,000	5 years
Intangible Right to Use Building	100,000	3 years

# FINANCIAL SECTION

Note 4.2: Capital Assets					
	July 1, 2024	Additions	Disposals/ Adjustments	Transfer	June 30, 2025
<b>Nondepreciable assets:</b>					
Construction in progress	\$ 503,293,810	\$ 182,689,335	\$(10,985,333)	\$ (231,673,267)	\$ 443,324,545
Land	-	972,235	-	-	972,235
Right of way	88,149,606	-	-	-	88,149,606
<b>Total nondepreciable assets</b>	<b>\$ 591,443,416</b>	<b>\$ 183,661,570</b>	<b>\$(10,985,333)</b>	<b>\$ (231,673,267)</b>	<b>\$ 532,446,386</b>
<b>Depreciable assets:</b>					
Property and equipment	\$ 14,736,605	\$ 33,243	\$ -	\$ 152,542	\$ 14,922,390
Toll Road					
Building and toll facilities	7,073,225	-	-	-	7,073,225
Highways and bridges	2,041,238,233	67,926	-	226,923,792	2,268,229,951
Toll equipment	55,430,325	6,408,505	-	4,596,933	66,435,763
Signs	19,700,123	4,800	-	-	19,704,923
Land improvements	14,243,759	-	-	-	14,243,759
Right to use asset - lease	1,286,881	-	-	-	1,286,881
<b>Total depreciable assets</b>	<b>\$ 2,153,709,151</b>	<b>\$ 6,514,474</b>	<b>\$ -</b>	<b>\$ 231,673,267</b>	<b>\$ 2,391,896,892</b>
<b>Accumulated Depreciation</b>					
Property and equipment	\$ (8,447,033)	\$ (1,473,842)	\$ 41,075	\$ -	\$ (9,879,800)
Building and toll facilities	(3,020,012)	(176,747)	-	-	(3,196,759)
Highways and bridges	(360,307,891)	(53,801,620)	-	-	(414,109,511)
Toll equipment	(34,128,549)	(4,047,274)	-	-	(38,175,823)
Signs	(8,214,518)	(851,384)	-	-	(9,065,902)
Land improvements	(9,499,329)	(542,323)	-	-	(10,041,652)
Leasehold improvements	(297,427)	-	-	-	(297,427)
Right to use asset - leases	(343,168)	(514,753)	-	-	(857,921)
<b>Total accumulated depreciation</b>	<b>\$ (424,257,927)</b>	<b>\$ (61,407,943)</b>	<b>\$ 41,075</b>	<b>\$ -</b>	<b>\$ (485,624,795)</b>
<b>Net Capital Assets</b>	<b>\$ 2,320,894,640</b>	<b>\$ 128,768,101</b>	<b>\$(10,944,258)</b>	<b>\$ -</b>	<b>\$ 2,438,718,483</b>

## Note 5. Bond and Note Payables

The series of obligations and loans described below were issued or incurred by the System pursuant to a bond indenture between the Authority and the trustee named therein. Obligations and loans are secured by and payable from the trust estate established in the manner described and subject to the terms and conditions of the bond indenture. The trust estate established by the bond indenture includes the revenues from the System. The Non-System loan is secured by and payable established in a manner described and subject to the terms and conditions of the loan agreement. The Authority is required to establish and maintain toll rates to be sufficient to satisfy rate covenants under the bond indenture and loan agreements. Terms capitalized within the this note refer to terms within the Authority's master trust indenture statement.


The Authority has no unused lines of credit, and no termination events nor acceleration are allowed on its debt obligations. As of June 30, 2025, the Authority has \$296.0 million in escrow for the 2015A defeased and refunded bonds. The Authority's assets are pledged as collateral under the Indenture and are special, limited obligations of the Authority payable solely from and secured solely by a lien on, pledge of and security interest in the Trust Estate granted in the Indenture.

The Trust Estate consists of (i) all Revenues (subject to the requirements for transfers of Revenues to the Rebate Fund and Operating Fund set forth in the Indenture, and to the extent set forth in a Supplemental Indenture, any Supplemental Security, (ii) all moneys, including investment earnings, deposited into the accounts or funds created by the Master Trust Indenture or in a Supplemental Indenture to be held by or on behalf of the Trustee subject to the provisions of the Indenture relating to each of such funds and accounts (but excluding moneys on deposit in the Operating Fund and the Rebate Fund and amounts held in an account or subaccount of the Construction Fund containing moneys that are restricted to another use, such as right-of-way contributions that may be used for only that purpose), (iii) any insurance proceeds and other moneys required to be deposited in the pledged funds listed in (ii) above, and (iv) all payments received by the Authority pursuant to Swap Agreements, if any.





# FINANCIAL SECTION



The occurrence and continuation of any of the following constitutes an “event of default” under the Indenture:

- Failure by the Authority to pay the principal or Maturity Amount, as applicable, of, premium, if any, or interest on any of the Obligations when the same shall become due and payable, either at maturity or by redemption, other than at the election or direction of the Authority or pursuant to the terms of the Obligation, or (2) any failure of the Authority to purchase or cause to be purchased any Variable Rate Obligations, including any applicable Tender Obligations, upon any optional or mandatory tender to the Authority or a tender agent of the Authority; or
- The occurrence and continuance of an event of default under a Credit Facility, Senior Lien Debt Service Reserve Fund (DSRF) Security, Junior Lien DSRF Security, Subordinate Lien DSRF Security, Swap Agreement or Reimbursement Agreement; or
- Judgment for the payment of money rendered against the Authority if such judgment is under any circumstances payable from Revenues and is in an amount that its payment would, in the opinion of the Trustee, have a materially adverse effect upon the financial condition of the System and any such judgment is not discharged within 90 days from the entry thereof or an appeal is not taken therefrom or from the order, decree or process upon which or pursuant to which such judgment will have been granted or entered, in such manner as to set aside or stay the execution of or levy under such judgment, decree or process or the enforcement thereof; or
- The occurrence of a Bankruptcy Related Event (as defined in the Master Trust Indenture) that has not been cured, vacated, discharged, or stayed within 60 days after the occurrence thereof; or
- Failure of the Authority to duly and punctually perform any other of the covenants, conditions, agreements and provisions contained in any Obligations or in the Indenture on the part of the Authority to be performed, and the continuation of such failure for 60 days after written notice specifying such failure and requiring same to be remedied has been given to the Authority by the Trustee, which may give such notice in its discretion and must give such notice at the written request of the Holders of not less than 10% in principal amount of the Obligations then Outstanding.

**Remedies Applicable:** The Holders will be entitled to the remedies provided in the Indenture; provided, however, acceleration of the principal or Maturity Amount, as applicable, of or interest on the Obligations or any of the Obligations upon the occurrence of an Event of Default is not a remedy available under the Indenture and in no event will the Trustee, the Holders or other parties have the ability, upon the occurrence of an Event of Default, to declare immediately due and payable the principal or Maturity Amount, as applicable, of or interest on the Obligations or any of the Obligations. To the extent that a Series of Obligations is secured by a Credit Facility, municipal bond insurance policy, a Senior Lien DSRF Security, a Junior Lien DSRF Security or a Subordinate Lien DSRF Security, the provider of such Credit Facility, municipal bond insurance policy, or DSRF Security will be considered the Holder of such Obligation for all purposes of exercising any remedy or giving any directions to the Trustee pursuant to the provisions of the Indenture.

## Series 2010 Obligations

The Authority issued its Senior Lien Revenue Bonds, Series 2010 (Series 2010 Bonds or Series 2010 Obligations) on March 11, 2010. The Series 2010 Bonds outstanding were issued as capital appreciation bonds (CABs).

The proceeds of the Series 2010 Bonds were used to (i) finance a portion of the costs of the 183A Phase II Project; (ii) refund and redeem certain outstanding obligations of the Authority; (iii) pay capitalized interest with respect to the Series 2010 Bonds; (iv) make a deposit to the Senior Lien Debt Service Reserve Fund and (v) pay certain issuance costs of the Series 2010 Bonds.

The Series 2010 Bonds are scheduled to mature in 2025 through 2040 at an aggregated maturity amount of \$176.1 million. The principal amount of \$31.8 million of the Series 2010 Bonds represents the total amount of principal outstanding before the accreted and compounded interest as of June 30, 2025.

Interest on the Series 2010 Bonds will accrete from the date of initial delivery to stated maturity at rates ranging from 7.20% to 7.85% and will compound on each July 1 and January 1, commencing July 1, 2010. Such accreted and compounded interest will be paid as part of the maturity amount at stated maturity.

The amount of accumulated accreted interest on the Series 2010 Bonds as of June 30, 2025, was \$68.4 million. The accumulated accreted interest is added to the outstanding principal on July 1 and January 1 of each year beginning July 1, 2010.





# FINANCIAL SECTION

## Series 2011 Obligations

The Authority issued its Senior Lien Revenue Bonds, Series 2011 (Series 2011 Bonds or Series 2011 Obligations) on June 29, 2011. The Series 2011 Bonds outstanding were issued as capital appreciation bonds (CABs).

The proceeds of the Series 2011 Obligations were used to (i) prepay and redeem certain outstanding obligations of the Authority; (ii) finance a portion of the costs of the 290E Phase II Project and as otherwise authorized in the Indenture; (iii) pay capitalized interest with respect to the Series 2011 Bonds; (iv) make a deposit to the Senior Lien Debt Service Reserve Fund and (v) pay certain issuance costs of the Series 2011 Bonds.

The Series 2011 Bonds are scheduled to mature in 2023 through 2026 at an aggregated maturity amount of \$22.1 million. The principal amount of \$1.1 million for the Series 2011 Bonds represents the total amount of principal outstanding before the accreted and compounded interest as of June 30, 2025.

Interest on the Series 2011 Bonds will accrete from the date of initial delivery to stated maturity at rates ranging from 5.9% to 6.5% and will compound on each July 1 and January 1, commencing July 1, 2011. Such accreted and compounded interest will be paid as part of the maturity amount at stated maturity.

The amount of accumulated accreted interest on the Series 2011 Bonds as of June 30, 2025, was \$1.6 million. The accumulated accreted interest is added to the principal outstanding on July 1 and January 1 of each year beginning July 1, 2011.

## Series 2015 Obligations

The Authority issued its Senior Lien Revenue Bonds, Series 2015A (Series 2015A Bonds or Series 2015 Obligations) on November 19, 2015.

The proceeds of the Series 2015A Bonds were used to (i) finance and refinance the costs of designing, engineering, developing and constructing the 183 South Project; (ii) refund and redeem certain outstanding obligations of the Authority; (iii) pay capitalized interest with respect to the Series 2015A Bonds; (iv) make a deposit to the Senior Lien Debt Service Reserve Fund and (v) pay certain issuance costs of the Series 2015A Bonds.

The Series 2015A Bonds were issued as current interest bonds and are scheduled to mature in 2025 through 2028. Interest on the Series 2015A Bonds is calculated on the basis of a 360-day year of 12, 30-day months at a rate of 5%. Interest on the Series 2015A Bonds is payable on each July 1 and January 1, commencing January 1, 2016. During fiscal year 2021, \$288.8 million in principal amount of the Series 2015A Bonds was refunded and used to defease the debt with a portion of the proceeds of the Series 2021E Bonds. As of June 30, 2025, the principal outstanding amount of the Series 2015A Bonds was \$9 million.

## Series 2016 Obligations

The Authority issued its Senior Lien Revenue Refunding Bonds, Series 2016 (Series 2016 Senior Lien Bonds) on June 1, 2016, and its Subordinate Lien Revenue Refunding Bonds, Series 2016 (Series 2016 Subordinate Lien Bonds) on August 9, 2016, collectively called the Series 2016 Obligations. The proceeds of the Series 2016 Obligations were used to (i) refund and redeem certain outstanding obligations of the Authority; (ii) make a deposit to the Subordinate Lien Debt Service Reserve Fund and (iii) pay certain issuance costs of the Series 2016 Obligations.

The Series 2016 Senior Lien Bonds were issued as current interest bonds and are scheduled to mature in 2023 through 2027 and in 2041. Interest on the Series 2016 Senior Lien Bonds is calculated on the basis of a 360-day year of 12, 30-day months at rates ranging from 3.375% to 5%. Interest on the Series 2016 Senior Lien Bonds is payable twice a year on each July 1 and January 1, commencing July 1, 2016. During fiscal year 2022, \$266.9 million in principal amount of the Series 2016 Senior Lien Bonds was refunded with a portion of the proceeds of the Series 2021D Bonds. As of June 30, 2025, the outstanding principal amount of the Series 2016 Senior Lien Bonds was \$42.9 million.

The Series 2016 Subordinate Lien Bonds were issued as current interest bonds and are scheduled to mature in 2023 through 2036 and in 2041. Interest on the Series 2016 Subordinate Lien Bonds is calculated on the basis of a 360-day year of 12, 30-day months at rates ranging from 3.125% to 5%. Interest on the Series 2016 Subordinate Lien Bonds is payable on each July 1 and January 1, commencing January 1, 2017. As of June 30, 2024, the principal amount outstanding was \$66.3 million.



# FINANCIAL SECTION



## Series 2018 Obligations

The Authority issued its Senior Lien Revenue Bonds, Series 2018 (Series 2018 Senior Lien Bonds) and its Subordinate Lien Revenue Bond Anticipation Notes, Series 2018 (Series 2018 Sub Lien BANs) on November 20, 2018, collectively called the Series 2018 Obligations. The proceeds of the Series 2018 Obligations were used to (i) finance the costs of designing, engineering, developing, and constructing the 290 E Phase III Project; (ii) pay capitalized interest with respect to the Series 2018 Senior Lien Bonds and (iii) pay certain issuance costs of the Series 2018 Obligations.

The Series 2018 Senior Lien Bonds were issued as current interest bonds and are scheduled to mature in 2025 through 2039 and in 2043 and 2048. Interest on the Series 2018 Senior Lien Bonds is calculated on the basis of a 360-day year of 12, 30-day months at rate of 5%. Interest on the Series 2018 Senior Lien Bonds is payable on each July 1 and January 1, commencing January 1, 2019. As of June 30, 2025, the principal amount outstanding was \$43.3 million.

## Series 2020 Obligations

The Authority issued its Senior Lien Revenue Bonds, Series 2020A (Series 2020A Bonds) on January 22, 2020. The Authority issued its Senior Lien Revenue Refunding Bonds, Series 2020B (Series 2020B Bonds), its Senior Lien Revenue Refunding Bonds, Taxable Series 2020C (Series 2020C Bonds) and its Subordinate Lien Revenue Refunding Bonds, Taxable Series 2020D (Series 2020D Bonds) on September 23, 2020. The Authority issued its Senior Lien Revenue Bonds, Series 2020E (Series 2020E Bonds), its Subordinate Lien Revenue Bond Anticipation Notes, Series 2020F (Series 2020F BANs) and its Subordinate Lien Revenue Refunding Bonds, Series 2020G (Series 2020G Bonds) on November 19, 2020. The Series 2020A Bonds, the Series 2020B Bonds, the Series 2020C Bonds, the Series 2020D Bonds, the Series 2020E Bonds, the Series 2020F BANs and the Series 2020G Bonds are referred to as the Series 2020 Obligations.

### E. Series 2020A Senior Lien Revenue Bonds

The proceeds of the Series 2020A Bonds were used to (i) prepay certain outstanding obligations of the Authority and (ii) pay certain issuance costs of the Series 2020A Bonds. The Series 2020A Bonds were issued as current interest bonds and are scheduled to mature in 2026 through 2040 and in 2044 and 2049. Interest on the Series 2020A Bonds is calculated on the basis of a 360-day year of 12, 30-day months at rate of 5%. Interest on the Series 2020A Bonds is payable on each January 1 and July 1, commencing July 1, 2020. As of June 30, 2025, the principal amount outstanding was \$50.3 million.

### F. Series 2020B Senior Lien refunding Bonds

Proceeds of the Series 2020B Bonds were used to (i) refund and redeem certain outstanding obligations of the Authority and (ii) pay certain issuance costs of the Series 2020B Bonds. The Series 2020B Bonds were issued as current interest bonds and are scheduled to mature in 2023 through 2040 and in 2045. Interest on the Series 2020B Bonds is calculated based on a 360-day year of 12, 30-day months at a rate of 4% to 5%. Interest on the Series 2020B Bonds is payable on each January 1 and July 1, commencing January 1, 2021. As of June 30, 2025, the principal amount outstanding was \$53.6 million.

### G. Series 2020C Senior Lien refunding Bonds

The proceeds of the Series 2020C Bonds were used to (i) refund and redeem certain outstanding obligations of the Authority and (ii) pay certain issuance costs of the Series 2020C Bonds. The Series 2020C Bonds were issued as current interest bonds and are scheduled to mature in 2024 through 2035 and in 2042. Interest on the Series 2020C Bonds is calculated based on a 360-day year of 12, 30-day months at a rate of 1.345% to 3.293%. Interest on the Series 2020B Bonds is payable on each January 1 and July 1, commencing January 1, 2021. As of June 30, 2025, the principal amount outstanding was \$128.1 million.

### H. Series 2020D Sub-lien refunding Bonds

The proceeds of the Series 2020D Bonds were used to (i) refund and redeem certain outstanding obligations of the Authority; (ii) make a deposit to the Subordinate Lien Debt Service Reserve Fund and (iii) pay certain issuance costs of the Series 2020D Bonds. The Series 2020D Bonds were issued as current interest bonds and are scheduled to mature in 2023 through 2031 and in 2035 and 2042. Interest on the Series 2020D Bonds is calculated on the basis of a 360-day year of 12, 30-day months at a rate of 1.486% to 3.593%. Interest on the Series 2020D Bonds is payable each January 1 and July 1, commencing January 1, 2021. As of June 30, 2025, the outstanding principal amount was \$89.3 million.



# FINANCIAL SECTION

## I. Series 2020E Senior Lien Revenue Bonds

The proceeds of the Series 2020E Bonds will be used to (i) finance the costs of various improvements and extensions of the System, including the costs of the 183A Phase III Project, (ii) pay capitalized interest with respect to the Series 2020E Bonds, (iii) make a deposit to the Senior Lien Debt Service Reserve Fund and (iv) pay certain issuance costs of the Series 2020E Bonds. The Series 2020E Bonds were issued as current interest bonds and are scheduled to mature in 2029 through 2040 and in 2045 and 2050. Interest on the Series 2020E Bonds is calculated on the basis of a 360-day year of 12, 30-day months at a rate of 4% to 5%. Interest on the Series 2020E Bonds is payable on each January 1 and July 1, commencing January 1, 2021. As of June 30, 2025, the principal amount outstanding was \$167.1 million.

## J. Series 2020F BANs

The proceeds of the Series 2020F Bond Anticipation Notes (BANs) will be used to (i) finance the costs of various improvements and extensions of the System, including the costs of the 183A Phase III Project, and (ii) pay certain issuance costs of the Series 2020F BANs. The Series 2020F BANs were issued as current interest notes and are scheduled to mature in 2025. Interest on the Series 2020F BANs is calculated based on a 360-day year of 12, 30-day months at the rate of 5%. Interest on the Series 2020F BANs is payable each on January 1 and July 1, commencing January 1, 2021. As of June 30, 2025, the outstanding principal amount was \$0. The Series 2020F BANs were paid in January 2025 with the 2021A TIFIA Bonds.

## K. Series 2020G Sub-lien Refunding Bonds

The proceeds of the Series 2020G Bonds were used to (i) refund and redeem certain outstanding obligations of the Authority and (ii) pay certain issuance costs of the Series 2020G Bonds. The Series 2020G Bonds were issued as current interest bonds and are scheduled to mature in 2028 through 2040 and in 2045 and 2050. Interest on the Series 2020G Bonds is calculated on the basis of a 360-day year of 12, 30-day months at the rate of 4% to 5%. Interest on the Series 2020G Bonds is payable each January 1 and July 1, commencing January 1, 2021. As of June 30, 2025, the outstanding principal amount was \$61.6 million.

## Series 2021 Obligations

The Authority issued its Subordinate Lien Revenue Bonds, Taxable Series 2021A (2021A TIFIA Bonds) on February 26, 2021. The Authority issued its Senior Lien Revenue Bonds, Series 2021B (Series 2021B Bonds) and its Subordinate Lien Revenue Bond Anticipation Notes, Series 2021C (Series 2021C BANs) on April 14, 2021. The Authority issued its Senior Lien Revenue Refunding Bonds, Series 2021D (Series 2021D Bonds) and its Senior Lien Revenue Refunding Bonds, Taxable Series 2021E (Series 2021E Bonds) on October 26, 2021. The 2021A TIFIA Bonds, the Series 2021B Bonds, the Series 2021C BANs, the Series 2021D Bonds and the Series 2021E Bonds are collectively referred to as the Series 2021 Obligations.

## A. 2021A TIFIA Bonds

In February 2021, the Authority entered into a secured loan agreement (the 2021A TIFIA Loan Agreement) with the United States Department of Transportation, pursuant to which the Authority is authorized to borrow an aggregate amount not to exceed \$448,383,623 (the 2021A TIFIA Loan), excluding interest that is capitalized, to pay or reimburse the Authority for eligible project costs of the 183 South Project, the 290E Phase III Project and the 183A Phase III Project. The 2021A TIFIA Loan is comprised of the 183-S Tranche (in an aggregate principal amount not to exceed \$302,980,387 relating to the 183 South Project), the Manor Expressway Tranche (in an aggregate principal amount not to exceed \$38,690,346 relating to the 290E Phase III Project) and the 183A Tranche (in an aggregate principal amount not to exceed \$106,712,890 relating to the 183A Phase III Project).

The Authority's obligations to repay amounts borrowed under the 2021A TIFIA Loan Agreement are evidenced by the Authority's Subordinate Lien Revenue Bonds, Taxable Series 2021A (the 2021A TIFIA Bonds). The 2021A TIFIA Bonds are comprised of the 183-S TIFIA Bond (which evidences the Authority's obligations with respect to the 183-S Tranche of the 2021A TIFIA Loan), the Manor Expressway TIFIA Bond (which evidences the Authority's obligations with respect to the Manor Expressway Tranche of the 2021A TIFIA Loan) and the 183A TIFIA Bond (which evidences the Authority's obligations with respect to the 183A Tranche of the 2021A TIFIA Loan).

The 183-S TIFIA Bond, the Manor Expressway TIFIA Bond and the 183A TIFIA Bond bear interest at 2.19%, 2.20% and 2.20% per annum, respectively. The final maturity date of the 183-S TIFIA Bond is January 1, 2049. The final maturity date of the Manor Expressway TIFIA Bond is January 1, 2054. The final maturity date of the 183A TIFIA Bond will be the earlier of (a) the date that is thirty-five (35) years from the date of substantial completion of the 183A Phase III Project and (b) January 1, 2055.





# FINANCIAL SECTION

Payments of principal and interest on the 2021A TIFIA Bonds are payable each January 1 and July 1, commencing on July 1, 2024, for the 183-S TIFIA Bond, January 1, 2025, for the Manor Expressway TIFIA Bond, and January 1, 2029, for the 183A TIFIA Bond.

The Authority has received 2021A TIFIA loan proceeds from the 183-S Tranche of approximately \$282.2 million and the Manor Expressway Tranche of \$38.6 million, which were used to refinance certain outstanding obligations of the Authority relating to the 183 South Project and the 290E Phase III Project. The Authority has received loan proceeds from the 183A Tranche of the 2021A TIFIA Loan of approximately \$106.7 million, which were used to provide long-term financing for the 183A Phase III Project.

As of June 30, 2025, the Manor Expressway TIFIA Bond had an outstanding balance of \$41.1 million, which included accreted interest of approximately \$2.4 million. As of June 30, 2025, the 183-S TIFIA Bond had a balance outstanding of \$322.4 million which included accreted interest of approximately \$19.4 million. As of June 30, 2025, the 183A Phase III TIFIA Bond had an outstanding balance of \$106.7 million.

## **B. Series 2021B Bonds and Series 2021 BANs**

A portion of the proceeds of the Series 2021B Bonds and Series 2021C BANs will be used to finance and refinance the costs of designing, engineering, developing, and constructing the 183 North Mobility Project. The remaining proceeds of the Series 2021B Bonds and Series 2021C BANs were used to (i) pay capitalized interest with respect to the Series 2021B Bonds and the Series 2021C BANs, (ii) make a deposit to the Senior Lien Debt Service Reserve Fund and (iii) pay certain issuance costs of the Series 2021B Bonds and the Series 2021C BANs.

The Series 2021B Bonds were issued as current interest bonds and are scheduled to mature in 2029 through 2041 and in 2046 and 2051. The Series 2021C BANs were issued as current interest bonds and are scheduled to mature in 2027. Interest on the Series 2021B Bonds and Series 2021C BANs are calculated based on a 360-day year of 12, 30-day months at rates of 4% to 5%. Interest on Series 2021B Bonds and Series 2021C BANs are payable on January 1 and July 1, commencing July 1, 2021. As of June 30, 2025, the principal amount outstanding on the Series 2021B Bonds and Series 2021C BANs were \$255.1 million and \$244.2 million, respectively.

## **C. Series 2021D and Series 2021E Bonds**

The proceeds of the Series 2021D and Series 2021E Bonds were used to advance refund \$288,790,000 of the Series 2015A Bonds and \$266,900,000 of the Series 2016 Bonds which had rates of 5% and 3.125% to 5%, respectively. Proceeds of \$660,083,871 were deposited in an irrevocable trust with an escrow agent to provide funds for the future debt service on the refunded bonds. As a result, \$288,790,000 of the Series 2015A Bonds and \$266,900,000 of the Series 2016 Bonds are considered defeased and the liability for those bonds has been removed from the statement of net position.

The reacquisition price exceeded the net carrying amount of the old debt by \$107,825,767. This amount is reported as deferred inflows of resources and is being amortized over the remaining life of the refunding debt. The Authority advance refunded a portion of the 2015A and 2016 Bonds to reduce its total debt service payments by \$80,473,964 and to obtain an economic gain (difference between the present values of the debt service payments on the old and new debt) of \$50,003,238.

The Authority defeased previously issued debt obligations in 2021 by placing the proceeds of the new bonds in an irrevocable trust account to provide for all future debt service payments of the old bonds. Accordingly, the trust account assets and the liability for the defeased bonds are not included in the Authority's financial statements. As June 30, 2025, the defeased bond balance outstanding was \$288,790,000.

The Series 2021D Bonds and Series 2021E Bonds were issued as current interest bonds and are scheduled to mature in 2023 through 2041, and in 2044, through 2046. Interest on the Series 2021D Bonds and Series 2021E Bonds are calculated on the basis of a 360-day year of 12, 30-day months at rates of 0.221% to 5%. Interest on the Series 2021D Bonds and Series 2021E Bonds are payable on each January 1 and July 1, commencing January 1, 2022. As of June 30, 2025, the principal amount outstanding on the Series 2021D Bonds was \$273.1 million and the Series 2021E Bonds was \$326.4 million.





# FINANCIAL SECTION



## 183N TIFIA Note

In December 2021, the Authority entered into a secured loan agreement (the 183N TIFIA Loan Agreement) with the United States Department of Transportation, pursuant to which the Authority is authorized to borrow an amount not to exceed \$250,289,625 (excluding interest that is capitalized) to pay eligible project costs of the 183 North Mobility Project. The Authority's obligation to repay amounts borrowed under the 183N TIFIA Loan Agreement is evidenced by a Subordinate Lien Revenue Promissory Note (the 183N TIFIA Note). The 183N TIFIA Note bears interest at 1.89% per annum and the final maturity date thereof will be the earlier of (i) the date that is 35 years from the date of substantial completion of the 183 North Mobility Project and (ii) January 1, 2056. Payments of principal and interest due on the 183N TIFIA Note are payable in the amounts set forth in the 183N TIFIA Loan Agreement on each January 1 and July 1, commencing on the earlier of (i) January 1, 2029, and (ii) the semiannual payment date on (or immediately preceding) the fifth anniversary of the date of substantial completion of the 183 North Mobility Project. The Authority has not received any loan proceeds pursuant to the 183N TIFIA Loan Agreement. As of June 30, 2025, the principal amount outstanding of the 183N TIFIA Note was \$0.

## 71E Toll Project Obligation to TxDOT

The Authority, the Capitol Area Metropolitan Planning Organization (CAMPO) and TxDOT approved the execution of a Project Agreement (the SH 71 Agreement) for the development of toll lanes on SH 71 extending from Presidential Boulevard to just east of SH 130, including the realignment of FM 973 where that road intersects with SH 71, which is referred to as the SH 71 Express Project.

Pursuant to a resolution adopted by the Authority's Board, the Authority waived and declined to exercise its option to develop, finance, and construct the SH 71 Express Project, and retained (and did not waive) its option to operate any potential toll lanes on the SH 71 Express Project and to retain the revenues generated therefrom. Upon completion of the SH 71 Express Project, the SH 71 Agreement obligates the Authority to operate and maintain the toll lanes and related infrastructure of the SH 71 Express Project developed, financed, and constructed by TxDOT. The Authority will retain the revenue generated from the SH 71 Express Project, which will be used to pay operation and maintenance costs of the toll lanes, toll facilities, and related equipment. After payment of such operation and maintenance costs, one-half of the remaining revenues from the SH 71 Express Project must be used to reimburse TxDOT for up to \$65.0 million of the costs of the SH 71 Express Project (the TxDOT Reimbursement Amount), plus interest thereon at 3.62% per annum.

The SH 71 Agreement obligates the Authority to repay the TxDOT Reimbursement Amount solely from one-half of the net revenues of the SH 71 Express Project over a 35-year term. The first payment was due on the first anniversary of substantial completion of the SH 71 Express Project and continues every year thereafter for a total of 35 years or until the TxDOT Reimbursement Amount and all accrued interest is paid. The SH 71 Express Project was substantially completed on March 8, 2017, and, accordingly, the first payment payable by the Authority to TxDOT under the SH 71 Agreement was due on March 8, 2018. In the event that any annual payment is not sufficient to pay for all accrued interest due, the unpaid amount of accrued interest is added to the TxDOT Reimbursement Amount. Under the SH 71 Agreement, TxDOT is obligated to operate and maintain all other aspects of the SH 71 Express Project, the general-purpose lanes, and the FM 973 realigned intersection with SH 71.

As of June 30, 2017, the toll lanes of the SH 71 Express Project were operational and the Authority recorded a capital contribution of \$96.0 million and a note payable to TxDOT of \$65.0 million; however, payments made by the Authority in respect of the TxDOT Reimbursement Amount are paid as, and constitute, Operating Expenses under the terms of the Authority's bond indenture securing its outstanding toll revenue obligations. During fiscal year 2025, the Authority made principal payments on the TxDOT Reimbursement Amount of approximately \$4.8 million. As of June 30, 2025, the TxDOT Reimbursement Amount outstanding was approximately \$42.4 million.

# FINANCIAL SECTION

## 2022 MoPac Note - Non-System (Private Placement)

On May 10, 2022, the Authority borrowed \$24,990,900 pursuant to a secured loan agreement entered into between the Authority and a bank, which is evidenced by a promissory note (the 2022 MoPac Note). The proceeds of the 2022 MoPac Note were used to prepay the 2017 MoPac Note in full. No additional amounts may be borrowed pursuant to the 2022 MoPac Note. Interest on the 2022 MoPac Note is payable on January 1 and July 1, commencing July 1, 2022. The 2022 MoPac Note bears interest at a fixed rate of 3.18%, which is subject to adjustment in accordance with the terms thereof. The principal amount of the 2022 MoPac Note is payable in annual installments, which vary in amount, on July 1, beginning on July 1, 2022, and continuing through July 1, 2027.

The 2022 MoPac Note includes an event of default with finance-related consequences. An event of default is considered to occur if the Authority fails to make debt service payments on the 2022 MoPac Note, defaults on other Authority debt obligations, or another creditor of the Authority obtains, or seeks to obtain possession of the net revenues from the MoPac Improvement Project. In the event of default, the 2022 MoPac Note will become immediately payable, and the interest rate will be increased by 4%.

The net revenues from the MoPac Improvement Project have been pledged as collateral for the 2022 MoPac Note. At fiscal year end, the outstanding principal amount was \$22.5 million.

The following schedule summarizes total notes and bonds payable:

Note 5.1: Notes and Bonds Payable					
	July 1, 2024	Additions / Accretion	Amortization / Deductions	June 30, 2025	Due Within One Year
Series 2010 Obligations	34,999,710	-	(3,158,010)	31,841,700	3,516,022
Series 2010 CAB accretion	66,694,935	7,551,705	(5,841,990)	68,404,651	-
<b>Total 2010 Bonds Obligations</b>	<b>101,694,645</b>	<b>7,551,705</b>	<b>(9,000,000)</b>	<b>100,246,350</b>	<b>3,516,022</b>
Series 2011 Obligations	4,304,663	-	(3,183,732)	1,120,931	1,120,931
Series 2011 CAB accretion	5,492,312	403,779	(4,271,268)	1,624,822	-
<b>Total 2011 Bonds Obligations</b>	<b>9,796,975</b>	<b>403,779</b>	<b>(7,455,000)</b>	<b>2,745,754</b>	<b>1,120,931</b>
Series A and B - 2015 Bonds	10,000,000	-	(1,000,000)	9,000,000	2,000,000
<b>Total 2015 Bonds Obligations</b>	<b>10,000,000</b>	<b>-</b>	<b>(1,000,000)</b>	<b>9,000,000</b>	<b>2,000,000</b>
Senior Lien Refunding Bonds, Series 2016	47,045,000	-	(4,105,000)	42,940,000	5,865,000
Sub Lien Refunding Bonds, Series 2016	69,055,000	-	(2,770,000)	66,285,000	2,955,000
<b>Total 2016 Bonds Obligations</b>	<b>116,100,000</b>	<b>-</b>	<b>(6,875,000)</b>	<b>109,225,000</b>	<b>8,820,000</b>
Senior Lien Revenue Bonds, Series 2018	44,345,000	-	(1,000,000)	43,345,000	1,045,000
<b>Total 2018 Bonds Obligations</b>	<b>44,345,000</b>	<b>-</b>	<b>(1,000,000)</b>	<b>43,345,000</b>	<b>1,045,000</b>
Senior Lien Revenue Bonds, Series 2020 A	50,265,000	-	-	50,265,000	1,130,000
Senior Lien Revenue Refunding Bonds, Series 2020 B	54,305,000	-	(695,000)	53,610,000	730,000
Senior Lien Revenue Refunding Bonds, Series 2020 C	133,210,000	-	(5,105,000)	128,105,000	6,325,000
Senior Lien Revenue Bonds, Series 2020 E	167,160,000	-	-	167,160,000	-
Subordinated Lien Revenue Refunding Bonds, Series 2020 D	93,430,000	-	(4,085,000)	89,345,000	4,155,000
Subordinated Lien Revenue Bond BAN, Series 2020 F	110,875,000	-	(110,875,000)	-	-
Subordinated Lien Revenue Refunding Bonds, Series 2020 G	61,570,000	-	-	61,570,000	-
<b>Total 2020 Bonds Obligations</b>	<b>670,815,000</b>	<b>-</b>	<b>(120,760,000)</b>	<b>550,055,000</b>	<b>12,340,000</b>
Senior Lien Revenue Bonds, Series 2021 B	255,075,000	-	-	255,075,000	-
Subordinated Lien Revenue Bond BAN, Series 2021 C	244,185,000	-	-	244,185,000	-
Senior Lien Revenue Bonds, Series 2021 D	273,650,000	-	(525,000)	273,125,000	550,000
Senior Lien Revenue Bonds, Series 2021 E	329,545,000	-	(3,185,000)	326,360,000	3,230,000
TIFIA Obligation, 2021A - 290E	41,085,088	3,493	-	41,088,581	-
TFIA Obligation, 2021A - 183S	322,357,929	-	(3,492)	322,354,437	705,023
TFIA Obligation, 2021A - 183A, Phase III	-	106,712,890	-	106,712,890	-
<b>Total 2021 Bonds Obligations</b>	<b>1,465,898,017</b>	<b>106,716,383</b>	<b>(3,713,492)</b>	<b>1,568,900,908</b>	<b>4,485,023</b>
SH 71 Toll Lanes - Project Obligation	47,253,090	-	(4,820,351)	42,432,739	-
Regions 2022 MoPac Loan	23,765,900	-	(1,275,000)	22,490,900	1,400,000
<b>Total Other Obligations</b>	<b>71,018,990</b>	<b>-</b>	<b>(6,095,351)</b>	<b>64,923,639</b>	<b>1,400,000</b>
<b>Total Notes, Bonds, and Other Obligations Payable</b>	<b>2,489,668,627</b>	<b>114,671,867</b>	<b>(155,898,843)</b>	<b>2,448,441,651</b>	<b>34,726,976</b>
Net (Premium)/Discount on revenue bonds payable	180,544,262	-	(15,999,279)	164,544,983	-
<b>Total Notes and Bonds Payable Obligations</b>	<b>2,670,212,889</b>	<b>114,671,867</b>	<b>(171,898,122)</b>	<b>2,612,986,634</b>	<b>34,726,976</b>
Less current maturities of notes and bonds payable	(30,086,742)	-	-	(34,726,976)	-
<b>Total</b>	<b>2,640,126,147</b>	<b>114,671,867</b>	<b>(171,898,122)</b>	<b>2,578,259,658</b>	<b>34,726,976</b>

# FINANCIAL SECTION

## Future payments on debt obligations

As described above, the Series 2010 Bonds and the Series 2011 Bonds were issued as capital appreciation bonds. Additionally, the 2021A TIFIA Bonds also included accreted interest reflected on the Statement of Net Position as additional principal and is reflected in the interest column in this table. The accreted interest on these obligations is reflected on the Statement of Net Position as additional principal and is reflected in the principal column in the table below.

Debt service requirements on the Authority's bonds and notes are presented below:

Year	Current Interest Bonds		Capital Appreciation Bonds		Notes Payable		Total Debt Service	
	Principal	Interest	Principal	Interest	Principal	Interest	Principal	Interest
2026	\$ 28,690,023	\$ 81,535,751	\$ 4,636,953	\$ 9,118,047	\$ 1,400,000	\$ 725,144	\$ 34,726,976	\$ 91,378,942
2027	277,473,345	80,558,716	3,264,322	7,805,678	1,500,000	680,005	282,237,667	89,044,399
2028	36,232,498	67,115,641	3,171,378	8,553,622	19,590,900	631,643	58,994,776	76,300,906
2029	55,527,347	66,993,696	2,932,886	8,907,114	-	-	58,460,233	75,900,810
2030	69,316,929	66,092,243	2,702,667	9,252,333	-	-	72,019,596	75,344,576
2031-2035	395,189,730	291,227,961	9,945,014	46,439,988	-	-	405,134,744	337,667,949
2036-2040	488,268,569	214,911,532	6,309,413	46,915,587	-	-	494,577,982	261,827,119
2041-2045	558,299,553	123,307,493	-	-	-	-	558,299,553	123,307,493
2046-2050	316,693,620	36,523,904	-	-	-	-	316,693,620	36,523,904
2051-2055	54,834,292	2,927,678	-	-	-	-	54,834,292	2,927,678
SH 71E Obligation	-	-	-	-	42,432,738	-	42,432,738	-
Accreted interest—CABs	-	-	70,029,473	-	-	-	70,029,473	-
<b>Total Debt Obligations</b>	<b>\$ 2,280,525,906</b>	<b>\$ 1,031,194,615</b>	<b>\$ 102,992,106</b>	<b>\$ 136,992,369</b>	<b>\$ 64,923,638</b>	<b>\$ 2,036,792</b>	<b>\$ 2,448,441,650</b>	<b>\$ 1,170,223,776</b>

## Note 6. Commitments and Contingent Liabilities

### Commitments

The Authority has a capital improvement program for roadway construction projects extending into future years. The 183 North Project is a significant ongoing toll project with a capital budget of approximately \$612 million. The Authority's construction commitment related to the 183 North Project is approximately \$492.0 million. All contracts contain a termination for convenience clause in which such contracts may be terminated, in whole or in part, for the convenience of the Authority.

### CAMPO Interlocal Agreement

Capital Area Metropolitan Planning Organization (CAMPO) is the designated metropolitan planning organization for Central Texas. As part of the designated planning organization, CAMPO received approximately \$136 million in grant funds of which \$130 million was allocated to the MoPac Improvement Project. The funding received was made available for transportation projects in the Austin area. As part of the construction of the MoPac Improvement Project, the Authority executed an agreement with CAMPO. The agreement executed calls for the sharing of surplus revenue generated from the MoPac Improvement Project by setting up a Regional Infrastructure Fund (RIF) account. The RIF account was created upon the execution of the agreement with CAMPO. The Authority contributed deposits into the RIF account from the surplus revenue from the MoPac Improvement Project. The amounts placed in the RIF account in accordance with the agreement are to be used to fund other CAMPO identified transportation projects in the region. The Authority has contributed \$37,000,000, which is deposited in the RIF account. The commitment to the RIF account is dependent upon surplus revenue of the MoPac Improvement Project. The remaining amount payable to the RIF account pursuant to the CAMPO agreement of \$230 million, may be paid through fiscal year 2041. The Authority's contribution to the RIF is due annually on September 1 and resulted in a RIF contribution of \$10.0 million.

### Leases

The Authority has obtained office space with fixed periodic payments over a lease term of three years. The right to use asset is reported as property and equipment net of accumulated amortization. Estimated future lease payments consist of the following:

Table 6.1 Leases			
	Principal		Interest
2026	\$	410,575	\$ 6,196
<b>Total</b>	<b>\$</b>	<b>410,575</b>	<b>\$ 6,196</b>



# FINANCIAL SECTION

The Authority leases space in the headquarters building to two outside parties under separate lease agreements. Rental income related to the leases for the fiscal year ended June 30, 2025, was \$186,343. Estimated future non-cancelable lease rental income is presented in the table below:

Table 6.2 Lease Rental Income		
Fiscal Year	Amount	
2026	\$	174,199
2027		117,699
2028		40,016
<b>Total Income</b>	<b>\$</b>	<b>331,914</b>

## Litigation

The Authority engages in various contract disputes related to construction projects. Based on the status of the claims and the information available, the Authority believes no liability has not been incurred as of the date of the financial statements. The Authority believes it has substantial defenses against any claims, and any resolution of these matters will not have a material adverse effect on its financial statements.

## Note 7. Disaggregation of Receivable and Payable Balances

Receivables are comprised of current intergovernmental receivables for maintenance and construction reimbursements and amounts due from other entities related to toll tag transactions on the Authority's toll roads. The Authority does not issue toll tags; however, the Authority has contracted other tolling entities to manage customer service and operations related to the toll tag transactions. The total balances for receivables and payables are presented below:

Table 7.1 - Disaggregation of Receivables		
	Consolidated	
TxDOT	\$ 16,354,365	32.10%
Harris County Toll Road Authority (HCTRA)	15,876,395	31.16%
Gross billed tolls- net (allowance of \$91.9 million)	13,736,952	26.96%
Other governments	4,983,006	9.78%
<b>Total</b>	<b>\$ 50,950,718</b>	

Table 7.2 - Disaggregation of Payables		
	Consolidated	
Accounts Payable	\$ 10,645,447	21.66%
Construction Payable	36,809,180	74.89%
Other Governments	1,695,974	3.45%
<b>Total</b>	<b>\$ 49,150,601</b>	

## Note 8. Risk Management

The Authority is exposed to risks related to the damage or destruction of its assets from both natural and manufactured occurrences; tort/liability claims; error and omission claims; and professional liability claims. To reduce the risk of exposure, the Authority carries insurance with a governmental risk pool under an "all risks" policy. All categories of insurance coverage in place were maintained at current levels or increased to overall limits of coverage and reduction of self-retained risk. There were no settlements more than insurance coverage during the fiscal year.

# FINANCIAL SECTION

## Note 9. Deferred Outflow and Inflow of Resources

The Authority's reported deferred outflows and inflows of resources related to refundings, pensions, OPEB, and leases from the following sources :

Table 9.1: Deferred Outflow and Deferred Inflow of Resources		
	Outflows	Inflows
<b>Deferred outflows from bond refundings</b>	\$159,186,473	\$ -
<b>Pension-related amounts:</b>		
Employer pension contribution	421,403	-
Net difference in pension investment experience	-	(151,587)
Experience changes	407,937	(7,912)
Assumption changes	302,671	-
<b>OPEB-related amounts:</b>		
Experience changes	1,885	(3,709)
Assumption changes	12,036	(19,448)
<b>Deferred outflow from lessor:</b>	-	(335,336)
<b>Total Deferred Outflow and Deferred Inflow of Resources</b>	<b>\$160,332,405</b>	<b>\$ (517,992)</b>

## Note 10. Employee Retirement Plan

### Plan description

The Authority participates as one of the plans in joint contributory, defined benefit plan administered by the Texas County and District Retirement System (TCDRS). TCDRS acts as an agent multiple-employer retirement system for county and district employees in the State of Texas. The TCDRS Act is the basis for administration of the pension system. The pension system is governed by a nine-member Board of Trustees and is managed by an administrative staff in Austin. Although the Governor, with the advice and consent of the Senate, appoints the Board, TCDRS is not fiscally dependent on the State of Texas.

TCDRS is a nonprofit public trust providing pension, disability, and death benefits for the eligible employees of participating counties and districts. TCDRS was established by legislative act in 1967 under authority of Article XVI of the Texas Constitution (Subtitle F, Title 8, Texas Government Code). TCDRS's defined benefit pension plan is a tax-qualified plan under Section 401(a) of the Internal Revenue Code. TCDRS issues a publicly available annual comprehensive financial report (ACFR) that can be obtained at [www.tcdrs.org](http://www.tcdrs.org).

All eligible employees of the Authority are required to participate in TCDRS.

### Benefits provided

Effective the date of participation, the Authority provides retirement, disability, and death benefits. A percentage of each employee's paycheck is deposited into his or her TCDRS account. The Authority set the percentage rate at 7% and has elected a matching rate of \$2.50 to \$1.00. The employees' savings grow at a rate of 7%, compounded annually. At retirement, the employee's account balance is combined with the Authority's matching and converted into a lifetime monthly benefit. Employees receive a month of service time for each month that they make a deposit into their account. The amount of service an employee needs to earn a future benefit is called the vesting requirement. When an employee is vested, he or she has the right to a monthly benefit, which includes the employer matching contribution, at age 60 or older.

The Authority adopted a five year/Age 60 Retirement Eligibility described in Section 844.207 of the TCDRS Act, under which: (a) any TCDRS member who has 5 or more years of service credit with the Authority and other subdivisions that have adopted the provisions of Section 844.207 or 844.210, is a vested member and shall have the right to retire and receive a service retirement annuity after attaining age 60. In addition, employees may retire before age 60 if they meet one of the following requirements: vested employees may retire if their age plus years or service time add up to at least 75 or employees are allowed to retire at any age when they have at least 30 years of service time.

# FINANCIAL SECTION

Any TCDRS member who is a vested member may terminate employment with all participating subdivisions prior to attaining age 60 and remain eligible to retire and receive a service retirement annuity after attaining age 60 provided his or her membership is not terminated other than by retirement. Any TCDRS member who is a vested member under Section 844.207(d) may retire and receive a disability retirement annuity if he or she is certified as disabled, as defined by the plan. Any TCDRS member who has four or more years of service credit with the Authority and other subdivisions is eligible for purposes of the Survivor Annuity Death Benefit.

Retirees elect to receive their lifetime benefit by choosing one of seven actuarially equivalent payment options. Prior service gives employees monetary credit for time worked for an eligible organization before it joined the system. Buybacks allow current employees to re-establish a closed TCDRS account from previous service with an employer. Partial lump sum payments at retirement allow employees to withdraw part of their TCDRS account balance as a lump sum at retirement with a reduced monthly benefit. In addition, the Authority may choose to adopt a cost-of-living adjustment (COLA) for its retirees. This adjusts retiree benefits to restore purchasing power lost due to the effects of inflation.

## Employees covered by benefit terms

The following employees were covered by the benefit terms as of the valuation dated December 31, 2024.

Table 10.1: Employees Covered	
Inactive employees or beneficiaries currently receiving benefits	12
Inactive employees entitled to, but not yet receiving benefits	15
Active employees	29
<b>Total</b>	<b>56</b>

## Contributions

Plan members and the Authority are required to contribute at a rate set by statute. The contribution requirements of plan members and the Authority are established and may be amended. For 2024, the contribution rate for the plan members was 7% of gross pay. The Authority pays a matching portion to the pension plan totaling 18% of gross pay, which totaled \$1,026,966.

## Net pension liability

The Authority's net pension asset was measured as of December 31, 2024, and the total pension liability used to calculate the net pension asset was determined by an actuarial valuation as of that date.

## Actuarial assumptions

The actuarial assumptions that determined the total pension liability as of December 31, 2024, were based on the results of an actuarial experience study for the period January 1, 2017, through December 31, 2020, except where required to be different by GASB Statement No. 68.

The total pension liability on December 31, 2024, actuarial valuation was determined by using the following actuarial assumptions, applied to all periods included in the measurement.

Table 10.2: Actuarial Assumptions	
Inflation	2.50%
Salary Increases*	4.70%
Investment Rate of Return	7.50%

\*including inflation



# FINANCIAL SECTION

Mortality rates for active members, retirees, and beneficiaries were based on the following:

Table 10.3: Mortality Rates	
Depositing members	135% of Pub-2010 General Employees Amount-Weighted Mortality Table for males and 120% Pub-2010 General Employees Amount-Weighted Mortality Table for females, both projected with 100% of the MP-2021 Ultimate scale after 2010.
Service retirees, beneficiaries and non-depositing members	135% of Pub-2010 General Healthy Retirees Amount-Weighted Mortality Table for males and 120% Pub-2010 General Healthy Retirees Amount-Weighted Mortality Table for females, both projected with 100% of the MP2021 Ultimate scale after 2010.
Disabled retirees	160% of Pub-2010 General Disabled Retirees Amount-Weighted Mortality Table for males and 125% Pub-2010 General Disabled Retirees Amount-Weighted Mortality Table for females, both projected with 100% of the MP2021 Ultimate scale after 2010.

## Long-term rate of return on assets

The long-term expected rate of return on TCDRS assets is determined by adding expected inflation to expected long-term real returns and reflecting expected volatility and correlation. The capital market assumptions and information shown below are provided by TCDRS' investment consultant. The valuation assumption for long-term expected return is reassessed at a minimum of every four years, and the most recent analysis was performed in 2021.

The capital market assumptions and information shown below are provided by TCDRS' investment consultant based on December 31, 2024, information for a seven- to ten-year time horizon.

Table 10.4: Capital Market Assumptions			
Asset Class	Benchmark	Target Allocation <sup>(1)</sup>	Geometric Real Rate of Return <sup>(2)</sup>
United States Equities	Dow Jones U.S. Total Stock Market Index	13.00%	5.35%
Global Equities	MSCI World (net) Index	4.00%	5.16%
International Equities—Developed	MSCI World Ex USA (net)	6.00%	4.75%
International Equities—Emerging	MSCI EM Standard (net) index	0.00%	4.75%
Investment—Grade Bonds	Bloomberg Barclays U.S. Aggregate Bond Index	3.00%	2.55%
Strategic Credit	FTSE High-Yield Cash-Pay Capped Index	9.00%	3.70%
Direct Lending	S&P/LSTA Leveraged Loan Index	16.00%	6.85%
Distressed Debt	Cambridge Associates Distressed Index <sup>(3)</sup>	4.00%	6.80%
REIT Equities	67% FTSE NAREIT Equity REITs Index plus 33% S&P Global Real Estate Index	2.00%	3.95%
Master Limited Partnerships (MLPs)	Alerian MLP Index	2.00%	4.95%
Commodities	Bloomberg Commodities Index	2.00%	1.00%
Private Real Estate Partnerships	Cambridge Associates Real Estate Index <sup>(4)</sup>	6.00%	5.75%
Private Equity	Cambridge Associates Global Private Equity and Venture Capital Index <sup>(5)</sup>	25.00%	8.15%
Hedge Funds	Hedge Fund Research, Inc. Fund of Funds Composite Index	6.00%	3.60%
Cash Equivalents	90-Day U.S. Treasury	2.00%	1.10%

(1) Target asset allocation adopted at the March 2025 TCDRS Board meeting.

(2) Geometric real rates of return equal the expected return for the asset class minus the assumed inflation rate of 2.35%, per Cliffwater's 2025 capital market

(3) Includes vintage years 2005-present of Quarter Pooled Horizon IRRs.

(4) Includes vintage years 2007-present of Quarter Pooled Horizon IRRs.

(5) Includes vintage years 2006-present of Quarter Pooled Horizon IRRs

# FINANCIAL SECTION

## Discount rate

The discount rate used to measure the total pension liability was 7.60% for December 31, 2024. To determine the discount rate to be used by the employer, the TCDRS used an alternative method to determine the sufficiency of the fiduciary net position in all future years. The alternative method reflects the funding requirements under the employer's funding policy and the legal requirements under the TCDRS Act.

- TCDRS has a funding policy where the Unfunded Actuarial Accrued Liability shall be amortized as a level percent of pay over 20-year closed layered periods.
- Under the TCDRS Act, the employer is legally required to make the contribution specified in the funding policy.
- The employer's assets are projected to exceed its accrued liabilities in 20 years or less. When this point is reached, the employer is still required to contribute at least the normal cost.
- Any increased cost due to the adoption of a COLA is required to be funded over a period of 15 years, if applicable.

## Discount Rate Sensitivity analysis

The following presents the net pension asset/liability of the Authority as of December 31, 2024, calculated using the discount rate of 7.60%, as well as what the net pension asset/liability would be if it were calculated using a discount rate that is percentage point lower (6.60%) or one percentage point higher (8.60%) than the current rate.

Table 10.5 - Sensitivity Analysis				
	Current			
	1% Decrease	Discount Rate	1% Increase	
	6.60%	7.60%	8.60%	
Total Pension Liability	\$ 25,516,506	\$ 22,339,612	\$ 19,702,379	
Fiduciary Net Position	20,778,101	20,778,101	20,778,101	
<b>Net Pension Liability (Asset)</b>	<b>\$ 4,738,405</b>	<b>\$ 1,561,511</b>	<b>\$ (1,075,722)</b>	

## Changes in net pension liability (asset)

The projected fiduciary net position is determined to be sufficient compared to projected benefit payments. Based on the expected level of cash flow and investment returns to the system, the fiduciary net position as a percentage of total pension liability is projected to increase from its current level in future years.

Since the projected fiduciary net position is projected to be sufficient to pay projected benefit payments in all future years, the discount rate for purposes of calculating the total pension liability and net pension liability of the Authority is equal to the long-term assumed rate of return on investments. This long-term assumed rate of return should be net of investment expenses, but gross of administrative expenses. Therefore, the system has used a discount rate of 7.60%. This rate reflects the long-term assumed rate of return on assets for funding purposes of 7.50%, net of all expenses, increased by 0.10% to be gross of administrative expenses.

Table 10.6 - Chages in Net Position Liability (Asset)			
Changes in Net Pension Liability (Asset)	Increase (Decrease)		
	Total Pension Liability (a)	Fiduciary Net Position (b)	Net Pension Liability (Asset) (a)-(b)
Balance as of December 31, 2023	\$ 20,267,375	\$ 18,295,748	\$ 1,971,627
Changes for the Year:			
Service cost	990,670	-	990,670
Interest on total pension liability <sup>(1)</sup>	1,587,564	-	1,587,564
Effect of plan changes <sup>(2)</sup>	-	-	-
Effect of economic/demographic (gains) or losses	245,857	-	245,857
Benefit payments	(751,853)	(751,853)	-
Administrative expenses	-	(11,311)	11,311
Member contributions	-	304,051	(304,051)
Net investment income	-	1,877,206	(1,877,206)
Employer contributions	-	1,026,966	(1,026,966)
Other <sup>(3)</sup>	-	37,295	(37,295)
<b>Balances as of December 31, 2024</b>	<b>\$ 22,339,613</b>	<b>\$ 20,778,102</b>	<b>\$ 1,561,511</b>

(1) Reflects the change in the liability due to the time value of money. TCDRS does not charge fees or interest.

(2) No plan changes valued.

(3) Relates to allocation of system-wide items.

# FINANCIAL SECTION

## Pension plan fiduciary net position

Detailed information about the pension plan's fiduciary net position is available in the separate issued TCDRS financial report, which may be obtained at [www.tcdrs.org](http://www.tcdrs.org).

## Pension Expense

The Authority recognized the following pension-related expenses for the period ending December 31, 2024.

<b>Table 10.7 - Pension Expense</b>	
<b>Pension Expense (Income)</b>	
Service cost	\$ 990,670
Interest on total pension liability <sup>(1)</sup>	1,587,564
Administrative expenses	11,311
Member contributions	(304,051)
Expected investment return net of investment expenses	(1,413,051)
Recognition of deferred inflows/outflows of resources	
Recognition of economic/ demographic gains or losses	99,437
Recognition of assumption changes or inputs	88,436
Recognition of investment gains or losses	(155,400)
Other <sup>(2)</sup>	(37,294)
<b>Pension Expense (Income)</b>	<b>\$ 867,622</b>

(1) Reflects the change in the liability due to the time value of money. TCDRS does not charge fees or interest.

(2) Relates to allocation of system-wide items.

## Pension Deferred Inflows/Outflows of Resources

At June 30, 2025, the Authority reported deferred outflows of resources and deferred inflows of resources related to pension benefits from the following sources:

<b>Table 10.8 - Deferred Inflows / Outflows of Resources</b>			
	<b>Deferred Inflows of Resources</b>		<b>Deferred Outflows of Resources</b>
Differences between expected and actual experience	\$ 7,912	\$	407,937
Changes of assumptions	-		302,671
Net difference between projected and actual earnings	151,857		-
Contributions made subsequent to measurement date <sup>(3)</sup>	-		421,403
<b>Total Deferred inflows / Outflows of resources</b>	<b>\$ 159,769</b>	<b>\$</b>	<b>1,132,011</b>

(3) Any eligible employer contributions made subsequent to the measurement date through the employer's fiscal year end.

Of the \$1,132,011 total for deferred outflows of resources, \$421,403 for the Authority contributions made subsequent to the measurement date will be recognized as a reduction of net pension liability in the fiscal year ending June 30, 2026. The remainder of total net deferred outflows will be recognized in pension expense as follows:

<b>Table 10.9: Net Deferred Outflows (Inflows) of Resources</b>	
<b>Years ending December 31:</b>	<b>Amount</b>
2025	\$ 89,354
2026	443,640
2027	(12,065)
2028	30,180
2029	(270)
<b>Total</b>	<b>\$ 550,839</b>



# FINANCIAL SECTION

## Note 11. Other Pension Employee Benefits (OPEB)

### Plan Description

The Authority voluntarily participates in the Texas County & District Group Term Life Fund (TCDRS GTLF). GTLF is a single employer defined Other Post-Employment Benefit (OPEB) plan as defined by GASB Statement No. 75, Accounting and Financial Reporting for Postemployment Benefits Other Than Pensions. No assets are accumulated in a trust that meets the criteria in paragraph 4 of GASB Statement No. 75. It is established and administered in accordance with the TCDRS Act.

For the Texas County & District Retirement System (TCDRS), the retiree death benefit paid from the Group Term Life (GTL) program is an OPEB benefit. The OPEB program is treated as an unfunded trust because the GTL trust covers both active and retired employees and is not segregated.

The TCDRS Group Term Life program has been determined to be an unfunded OPEB plan as the GTL fund does not meet the requirements of a trust under Paragraph 4b of GASB 75, because the assets of the GTL fund can be used to pay active GTL benefits which are not part of the OPEB plan. For GASB 75 purposes, the OPEB plan is not a cost sharing plan, so the annual benefit payments are treated as being equal to the employer's actual retiree GTL contributions for the year.

### Benefits Provided

The death benefit for active employees provides a lump-sum payment approximately equal to the employee's most recent annualized salary. Employers may also choose to cover retirees. Retirees are insured for \$5,000. Life insurance proceeds are payable as a lump sum. The coverage provided to retirees is a postemployment benefit other than pension benefits.

### Employees Covered by Benefit Terms

The number of employees currently covered by the benefit terms is as follows:

Table 11.1: Employees Covered	
Inactive employees or beneficiaries currently receiving benefits	29
Inactive employees entitled to, but not yet receiving benefits	10
Active employees	11
<b>Total</b>	<b>50</b>

### Contributions

The Authority contributes to the GTLF at a contractually required rate as determined by an annual actuarial valuation, which was 0.18% as of December 31, 2024, of which 0.01%, represented the retiree-only portion for each year, as a percentage of annual covered payroll. The rate is equal to the cost of providing one-year term life insurance. The funding policy for the GTLF program is to assure that adequate resources are available to meet all death benefit payments for the upcoming year; the intent is not to prefund retiree term life insurance during employees' entire careers.

The Authority's contributions to the GTLF for the year ended June 30, 2025, were \$8,252, representing contributions for both active and retiree coverage, which equaled the required contributions each year.

### Total OPEB Liability

The Authority's total OPEB liability (TOL) was measured as of December 31, 2024, as determined by an actuarial valuation as of that date.

# FINANCIAL SECTION

## Actuarial Assumptions

The total OPEB liability on December 31, 2024, actuarial valuation was determined using the following actuarial assumptions:

Table 11.2: Actuarial Assumptions	
Investment rate of return	4.08% based on or 20 Year Bond GO Index as of December 31, 2024.
Actuarial cost method	Entry age level percent of salary

Mortality rates for active members, retirees, and beneficiaries were based on the following:

Table 11.3: Mortality Rates	
Depositing members	135% of Pub-2010 General Employees Amount-Weighted Mortality Table for males and 120% Pub-2010 General Employees Amount-Weighted Mortality Table for females, both projected with 100% of the MP-2021 Ultimate scale after 2010.
Service retirees, beneficiaries and non-depositing members	135% of Pub-2010 General Healthy Retirees Amount-Weighted Mortality Table for males and 120% Pub-2010 General Healthy Retirees Amount Weighted Mortality Table for females, both projected with 100% of the MP2021 Ultimate scale after 2010.
Disabled retirees	160% of Pub-2010 General Disabled Retirees Amount-Weighted Mortality Table for males and 125% Pub-2010 General Disabled Retirees Amount Weighted Mortality Table for females, both projected with 100% of the MP2021 Ultimate scale after 2010.

All actuarial assumptions and methods that determined the total OPEB liability as of December 31, 2024, were based on the results of an actuarial experience study for the period January 1, 2017 – December 31, 2020, except where required to be different by GASB 75.

## Discount Rate

The TCDRS GTL program is treated as an unfunded OPEB plan because the GTL trust covers both actives and retirees, and the assets are not segregated for these groups. Under GASB 75 (paragraph 155), the discount rate for an unfunded OPEB plan should be based on 20-year tax-exempt AA or higher Municipal Bonds. Therefore, a discount rate of 4.08% based on the 20 Year Bond GO Index is used as of the measurement date of December 31, 2024.

## Discount Rate Sensitivity Analysis

The following schedule shows the impact of the total OPEB Liability if the discount rate used was 1% less than and 1% greater than the discount rate that was used in measuring the total OPEB Liability.

Table 11.4 - Sensitivity Analysis				
	Current			
	1% Decrease	Discount Rate	1% Increase	
	3.08%	4.08%	5.08%	
Total OPEB Liability	\$ 68,008	\$ 56,550	\$ 47,572	

# FINANCIAL SECTION

## OPEB Liability

At June 30, 2025, the Authority reported an OPEB liability of \$56,550 . The total OPEB liability was determined by an actuarial valuation as of December 31, 2024.

Table 11.5 - Change in Total OPEB Liability (Asset)	
<b>Balance as of December 31, 2023</b>	<b>\$ 61,537</b>
Changes for the Year:	
Service cost	4,774
Interest on total OPEB liability <sup>(1)</sup>	2,155
Changes in benefit terms <sup>(2)</sup>	-
Effect of economic/ demographic experience	(2,303)
Effect of assumptions changes or inputs <sup>(3)</sup>	(9,179)
Benefit changes	(434)
<b>Total OPEB Liability</b>	<b>\$ 56,550</b>

(1) Reflects the change in liability due to time value of money. TCDRS does not charge fees or interest.

(2) No plan changes valued.

(3) Reflects change in discount rate.

## OPEB Expense

For the year ended June 30, 2024, the Authority recognized OPEB expense of \$4,270. There were no changes of benefit terms that affected measurement of the total OPEB liability during the measurement period.

Table 11.6 - OPEB Expense	
OPEB Expense and Income	
Service cost	\$ 4,774
Interest on total OPEB liability <sup>(1)</sup>	2,155
Recognition of deferred inflows/outflows of resources:	
Effect of economic/ demographic experience	(152)
Effect of assumptions changes or inputs	(2,507)
<b>OPEB Expense</b>	<b>\$ 4,270</b>

(1) Reflects the change in liability due to time value of money. TCDRS does not charge fees or interest.

## OPEB Deferred Inflows/Outflows of Resources

At June 30, 2025, the Authority reported deferred outflows of resources and deferred inflows of resources related to other post-employment benefits from the following sources:

Table 11.7 - Deferred Inflows / Outflows of Resources		
	Deferred Outflows of Resources	Deferred Inflows of Resources
Differences between expected and actual experience	\$ 3,709	\$ 1,885
Changes of assumptions	19,448	12,036
Contributions made subsequent to measurement date*	-	-
<b>Total Deferred inflows / Outflows of resources</b>	<b>\$ 23,157</b>	<b>\$ 13,921</b>

\*Any eligible employer contributions made subsequent to the measurement date through the employer's fiscal year end.

Amounts currently reported as deferred outflows of resources related to OPEB resulting from contributions subsequent to the measurement date will be recognized as a reduction of the total OPEB liability for the year ending June 30, 2026. Other amounts of the reported as deferred outflows and inflows of resources related to OPEB will be recognized in OPEB expense as follows:



# FINANCIAL SECTION

Table 11.8: Net Deferred Outflows (Inflows) of Resources	
Years ending December 31:	Amount
2025	\$ (2,659)
2026	(2,659)
2027	(3,256)
2028	444
2029	(1,106)
<b>Total</b>	<b>\$ (9,236)</b>

## Note 12. Deferred Compensation Plan

The Authority offers employees a deferred compensation plan created in accordance with the Internal Revenue Code Section 457. The plan, available to all Authority employees, permits them to defer a portion of their salary until future years. Participation in the plan is optional. The deferred compensation is not available to employees until termination, retirement, death, or unforeseeable emergency.

The funds in the plan are held by Nationwide Retirement Solutions, Inc. as the plan administrator for the Authority. The funds are held in trust for the exclusive benefits of the employees and beneficiaries who will receive funds directly remitted by Nationwide Retirement Solutions, Inc. to the Authority's employees or beneficiaries. The Authority no longer owns the amounts deferred by the employees or related income on these amounts. Therefore, since the plan does not qualify to be included with the Authority's fiduciary funds there are not any plan assets included in the Authority's financial statements.

## Note 13. Change within Reporting Entity

Historically, the Authority has presented System and Non-System business-type activities in total, resulting in financial statements that may have been considered to be those of the same reporting entity. To alleviate any misunderstanding the Authority has decided to present System and Non-System assets separately as major funds. The effect of this segregated reporting does not change financial results. In addition to totals, net income will be presented in separate columns for System and Non-System.

The effects of the change within reporting entity are shown in the table below:

Table 13.1 Change within Reporting Entity			
	System	Non-System	Business-Type Activities Total
<b>Change in Net Position</b>	<b>\$ 94,749,457</b>	<b>\$ 849,203</b>	<b>\$ 95,598,660</b>
Net Position, July 1, 2024	769,014,031	-	769,014,031
<b>Change in Net Position</b>	<b>(191,675,917)</b>	<b>191,675,917</b>	<b>-</b>
Net Position, July 1, 2024, as adjusted	577,338,114	191,675,917	769,014,031
<b>Net Position, June 30, 2025</b>	<b>\$ 672,087,571</b>	<b>\$ 192,525,120</b>	<b>\$ 864,612,691</b>

## Note 14. Subsequent Events

Subsequent events have been evaluated through the date the financial statements were available to be issued.

On August 28, 2025, The Authority entered into a buyout agreement for one of the tenant leases in the Headquarters building. The lease was originally set to end in February 2027 and will now end on December 31, 2025.

On September 8, 2025, Moody's Ratings upgraded the Authority's senior lien revenue bonds and the subordinate lien TIFIA bonds to A2 from A3 and the Authority's remaining subordinate lien bonds to A3 from Baa1.

# FINANCIAL SECTION

## Required Supplementary Information

### Pension

unaudited

Schedule of Changes in Net Pension Assets and Related Ratios For the Fiscal Years Ended December 31 Last Ten Fiscal Years (Dollars in Thousands)										
	2024	2023	2022	2021	2020	2019	2018	2017	2016	2015
<b>Total Pension Liability</b>										
Service cost	\$ 990,670	\$ 699,095	\$ 660,031	\$ 846,844	\$ 791,930	\$ 714,326	\$ 623,080	\$ 621,685	\$ 636,083	\$ 474,778
Interest on total pension liability	1,587,564	1,121,730	1,033,125	940,060	825,944	705,006	599,756	512,318	417,633	361,003
Effect of plan changes	-	4,495,140	-	14,249	16,761	16,858	-	-	-	(33,691)
Effect of assump. changes or inputs	-	-	-	76,337	642,701	-	-	15,820	-	42,041
Effect of economic/demographic (gains) or losses	245,857	236,488	83,464	(20,688)	21,833	49,571	32,484	(34,008)	(152,926)	(193,519)
Benefit payments/refunds	(751,853)	(678,762)	(621,928)	(275,318)	(91,355)	(50,070)	(44,409)	(31,286)	(51,685)	(2,212)
<b>Net change in total pension liability</b>	<b>\$ 2,072,238</b>	<b>\$ 5,873,691</b>	<b>\$ 1,154,692</b>	<b>\$ 1,581,484</b>	<b>\$ 2,207,814</b>	<b>\$ 1,435,691</b>	<b>\$ 1,210,911</b>	<b>\$ 1,084,529</b>	<b>\$ 849,105</b>	<b>\$ 648,400</b>
<b>Total pension liability, beginning</b>	<b>20,267,374</b>	<b>14,393,683</b>	<b>13,238,991</b>	<b>11,657,507</b>	<b>9,449,693</b>	<b>8,014,002</b>	<b>6,803,091</b>	<b>5,718,562</b>	<b>4,869,457</b>	<b>4,221,057</b>
<b>Total pension liability, ending (a)</b>	<b>\$ 22,339,612</b>	<b>\$ 20,267,374</b>	<b>\$ 14,393,683</b>	<b>\$ 13,238,991</b>	<b>\$ 11,657,507</b>	<b>\$ 9,449,693</b>	<b>\$ 8,014,002</b>	<b>\$ 6,803,091</b>	<b>\$ 5,718,562</b>	<b>\$ 4,869,457</b>
<b>Fiduciary Net Position</b>										
Employer contributions	1,026,966	1,481,929	902,280	721,277	604,572	560,263	484,115	457,484	422,157	361,493
Member contributions	304,051	292,994	262,445	301,698	302,284	280,130	242,056	228,848	211,078	180,742
Investment income net of inv exp	1,877,206	1,707,754	(971,853)	2,776,384	1,070,532	1,344,360	(134,521)	897,084	378,134	(162,009)
Benefit payments/refunds	(751,853)	(678,762)	(621,928)	(275,317)	(91,356)	(50,069)	(44,409)	(31,286)	(51,685)	(2,211)
Administrative expenses	(11,311)	(9,553)	(9,048)	(8,542)	(8,963)	(7,885)	(6,579)	(5,074)	(4,113)	(3,541)
Other	37,295	61,068	89,612	24,558	25,157	28,500	21,078	8,731	46,648	955
<b>Net change in fiduciary net position</b>	<b>\$ 2,482,354</b>	<b>\$ 2,855,430</b>	<b>\$ (348,492)</b>	<b>\$ 3,540,058</b>	<b>\$ 1,902,226</b>	<b>\$ 2,155,299</b>	<b>\$ 561,740</b>	<b>\$ 1,555,787</b>	<b>\$ 1,002,219</b>	<b>\$ 375,429</b>
<b>Fiduciary net position, beginning</b>	<b>18,295,747</b>	<b>15,440,317</b>	<b>15,788,809</b>	<b>12,248,751</b>	<b>10,346,525</b>	<b>8,191,226</b>	<b>7,629,486</b>	<b>6,073,699</b>	<b>5,071,480</b>	<b>4,696,051</b>
<b>Fiduciary net position, ending (b)</b>	<b>20,778,101</b>	<b>18,295,747</b>	<b>15,440,317</b>	<b>15,788,809</b>	<b>12,248,751</b>	<b>10,346,525</b>	<b>8,191,226</b>	<b>7,629,486</b>	<b>6,073,699</b>	<b>5,071,480</b>
<b>NPL / (asset), ending = (a) - (b)</b>	<b>\$ 1,561,511</b>	<b>\$ 1,971,627</b>	<b>\$ (1,046,634)</b>	<b>\$ (2,549,818)</b>	<b>\$ (591,244)</b>	<b>\$ (896,832)</b>	<b>\$ (177,224)</b>	<b>\$ (826,395)</b>	<b>\$ (355,137)</b>	<b>\$ (202,023)</b>
Fiduciary net position as a % of total pension liability	93.01%	90.27%	107.27%	119.26%	105.07%	109.49%	102.21%	112.15%	106.21%	104.15%
Pensionable covered payroll	4,343,591	4,185,632	3,749,215	4,309,967	4,318,340	4,001,855	3,457,946	3,269,251	3,015,395	2,582,032
NPL/(asset) as % of covered payroll	35.95%	47.10%	-27.92%	-59.16%	-13.69%	-22.41%	-5.13%	-25.28%	-11.78%	-7.82%

Pension Schedule of Employer Contributions						
Year Ending December 31	Actuarially Determined Contribution <sup>(1)</sup>	Actual Contribution <sup>(1)</sup>	Contribution Deficiency (Excess)	Covered Payroll <sup>(2)</sup>	Actual Contribution as a % of Covered Payroll	
2015	\$ 302,614	\$ 361,493	\$ (58,879)	\$ 2,582,032	14.0%	
2016	341,041	422,157	(81,115)	3,015,395	14.0%	
2017	383,156	457,484	(74,328)	3,269,251	14.0%	
2018	402,505	484,115	(81,610)	3,457,946	14.0%	
2019	461,814	560,263	(98,449)	4,001,855	14.0%	
2020	519,928	604,572	(84,644)	4,318,340	14.0%	
2021	515,903	721,277	(205,374)	4,309,967	16.7%	
2022	537,263	902,280	(365,017)	3,749,215	24.1%	
2023	470,884	1,481,929	(1,011,045)	4,185,632	35.4%	
2024	486,917	1,026,966	(540,049)	4,343,591	23.6%	

(1) TCDRS calculates actuarially determined contributions on a calendar year basis. GASB Statement No. 68 indicates the employer should report employer contribution amounts on a fiscal year basis.

(2) Payroll is calculated based on contributions as reported to TCDRS.

# FINANCIAL SECTION

## Pension Notes to Schedule of Employer Contributions

Methods and assumptions used: the following are key assumptions and methods used in determining the actuarially determined contribution.

<b>Valuation Date</b>	Actuarially determined contribution rates are calculated as of December 31, two years prior to the end of the fiscal year in which the contributions are
<b>Actuarial Cost Method<sup>(1)</sup></b>	Entry Age (level percent of pay)
<b>Amortization Method</b>	Recognition of economic/demographic gains/losses, assumption, changes, or inputs - Straight-line amortized over expected working life.
<b>Remaining Amortization Period</b>	0.0 years (based on contribution rate calculated in 12/31/2024 valuation)
<b>Asset Valuation Method</b>	5-year smoothed market
<b>Inflation</b>	2.50%
<b>Salary Increases</b>	Varies by age and service. 4.7% average over career including inflation.
<b>Investment Rate of Return</b>	7.50% (net of administrative and investment expenses, including inflation)
<b>Retirement Age</b>	Members who are eligible for service retirement are assumed to commence receiving benefit payments based on age. The average age at service retirement for recent retirees is 61.
<b>Mortality</b>	135% of the Pub-2010 General Retirees Table for males and 120% of the Pub-2010 General Retirees Table for females, both projected with 100% of the MP-2021 Ultimate scale after 2010.
<b>Changes in Assumptions and Methods Reflected in the Schedule of Employer Contributions*</b>	2015: New inflation, mortality and other assumptions were reflected. 2017: New mortality assumptions were reflected. 2019: New inflation, mortality and other assumptions were reflected. 2022: New investment return and inflation assumptions were reflected.
<b>Changes in Plan Provisions Reflected in the Schedule of Employer Contributions*</b>	2017: New Annuity Purchase Rates, reflected for benefits earned after 2017. 2020: Employer contributions reflect that a 100% CPI COLA was adopted. 2021: Employer contributions reflect that a 2% flat COLA was adopted 2022: Employer contributions reflect that a 100% CPI COLA was adopted 2024: Employer contributions reflect that a 100% CPI COLA was adopted

\*Only changes that affect the benefit amount and that are effective 2015 and later are shown in the Notes to Schedule.



# FINANCIAL SECTION

## Required Supplementary Information

### OPEB unaudited

Schedule of Changes in Total OPEB Assets and Related Ratios For the Fiscal Years Ended December 31 Last Ten Fiscal Years* (Dollars in Thousands)								
	2024	2023	2022	2021	2020	2019	2018	2017
<b>Total OPEB Liability</b>								
Service cost	\$ 4,774	\$ 3,968	\$ 4,861	\$ 5,571	\$ 4,666	\$ 3,156	\$ 2,982	\$ 2,693
Interest on total OPEB liability	2,155	2,070	1,471	1,316	1,299	1,335	1,165	991
Effect of assump. changes or inputs	(9,179)	5,201	(21,052)	1,045	7,233	10,309	(4,242)	1,767
Effect of economic/demographic (gains) or losses	(2,303)	(1,178)	275	2,495	791	(1,465)	(1,394)	1,905
Benefit payments/refunds	(434)	(419)	(375)	(431)	-	-	-	-
<b>Net change in total OPEB liability</b>	<b>\$ (4,987)</b>	<b>\$ 9,642</b>	<b>\$ (14,820)</b>	<b>\$ 9,996</b>	<b>\$ 13,989</b>	<b>\$ 13,335</b>	<b>\$ (1,489)</b>	<b>\$ 7,356</b>
<b>Total OPEB liability, beginning</b>	<b>61,537</b>	<b>51,895</b>	<b>66,715</b>	<b>56,719</b>	<b>42,730</b>	<b>29,395</b>	<b>30,884</b>	<b>23,528</b>
<b>Total OPEB liability, ending (a)</b>	<b>\$ 56,550</b>	<b>\$ 61,537</b>	<b>\$ 51,895</b>	<b>\$ 66,715</b>	<b>\$ 56,719</b>	<b>\$ 42,730</b>	<b>\$ 29,395</b>	<b>\$ 30,884</b>
Pensionable covered payroll	\$ 4,343,591	\$ 4,185,632	\$ 3,749,215	\$ 4,309,967	\$ 4,318,340	\$ 4,001,855	\$ 3,457,946	\$ 3,269,251
Total OPEB Liability/(Asset) as % of covered payroll	1.30%	1.47%	1.38%	1.55%	1.31%	1.07%	0.85%	0.94%

\*This schedule is presented to illustrate the requirement to show information for 10 years. However, recalculations of prior years are not required, and if prior years are not reported in accordance with the standards of GASB 74/75, they should not be shown. Therefore, only the years for which the new GASB statements have been implemented are shown.

Employers in the TCDRS Group Term Life (GTL) Program make a combined contribution for both active and retiree coverage; however, only the retiree coverage is considered an OPEB plan and therefore only the contributions associated with retiree coverage are included under GASB 75. For GASB 75 purposes, the employer's benefit payments for the year are treated as being equal to the annual retiree GTL contributions.

OPEB Schedule of Employer Contributions			
Employer Contribution			
Year Ending December 31	Rate Applicable to Retirees	Retiree Contributions	Pensionable Covered Payroll
2017	0.00%	\$ -	\$ 3,269,251
2018	0.00%	-	3,457,946
2019	0.00%	-	4,001,855
2020	0.00%	-	4,318,340
2021	0.01%	431	4,309,967
2022	0.01%	375	3,749,215
2023	0.01%	419	4,185,632
2024	0.02%	434	4,343,591

Note: This schedule is intended to show ten years of information. Additional years' information will be displayed as it becomes available.

# FINANCIAL SECTION

## Supplementary Information System Indenture Cash Flow and Debt Service Coverage For the Fiscal Year ended June 30, 2025

System Debt Service Calculation		
Toll Revenues	\$	166,000,997
Video and Fee Revenues		85,995,494
Interest Earnings		40,599,592
Misc Revenue		28,439
Total System Revenue		292,624,522
Less System Operating Costs		(40,411,357)
<b>Revenue available for rate covenant and additional bond tests</b>	<b>\$</b>	<b>252,213,165</b>
Debt Service Senior Lien Bonds		66,408,916
Debt Service Subordinate Lien Bonds		40,684,106
<b>Total Debt Service</b>	<b>\$</b>	<b>107,093,022</b>
Less Maintenance expenses		(7,649,493)
<b>Revenue Available for Debt Service</b>	<b>\$</b>	<b>244,563,672</b>
Less total Debt Service		(107,093,022)
<b>Annual Excess*</b>	<b>\$</b>	<b>137,470,650</b>
* Subject to reserve policies		
Debt service coverage ratios for rate covenant and additional bonds test		
Senior Lien Coverage		3.80
Senior and Subordinate Lien Coverage		2.36
Debt service coverage ratios for revenues available for debt service		
Senior Lien Coverage		3.68
Senior and Subordinate Lien Coverage		2.28
Bond Ratings		
S&P Global Ratings		
Senior Lien Revenue Bonds		A+
Subordinate Lien TIFIA Bonds		A+
Subordinate Lien Bonds		A
Moody's Investor Services		
Senior Lien and TIFIA loans		A3
Subordinate Liens		Baa1



# FINANCIAL SECTION

## Supplementary Information

### Non-System

### Cash Flow and Debt Service Coverage

For the Fiscal Year ended June 30, 2025

Non-System Debt Service Calculation	
Toll Revenues	24,383,925
Interest Earnings	1,061,960
Total Non-System Revenue	25,445,885
Less Non-System Operating Costs	(4,773,000)
<b>Revenue available</b>	<b>20,672,885</b>
Less total Debt Service	1,400,000
<b>Annual Excess*</b>	<b>19,272,885</b>
* Subject to reserve policies	
Debt service coverage ratio	
Loan Coverage	14.77





GRASS  
ROUTES



STATISTICAL SECTION





# STATISTICAL SECTION - CONSOLIDATED



## Introduction to Statistical Section (unaudited)

### Introduction

Governmental Accounting Standards Board (GASB) Statement 44 "Economic Condition Reporting": The Statistical Section requires that certain detailed statistical information be presented in this section, typically in ten-year trends, to assist users in utilizing the basic financial statements, notes to the financial statements and required supplementary information in order to assess the economic condition of the Authority.

### Financial Trends

These tables contain information to help the reader understand how the Authority's financial performance and well-being have changed over time.

### Revenue Capacity

These tables contain information to help the reader assess the Authority's most significant revenue sources.

### Debt Capacity

These tables present information to help the reader assess the affordability of the Authority's current level of outstanding debt and the Authority's ability to issue additional debt in the future.

### Demographic and Economic Information

These tables offer demographic and economic indicators to help the reader understand the environment within which the Authority's financial activities take place.

### Operating Information

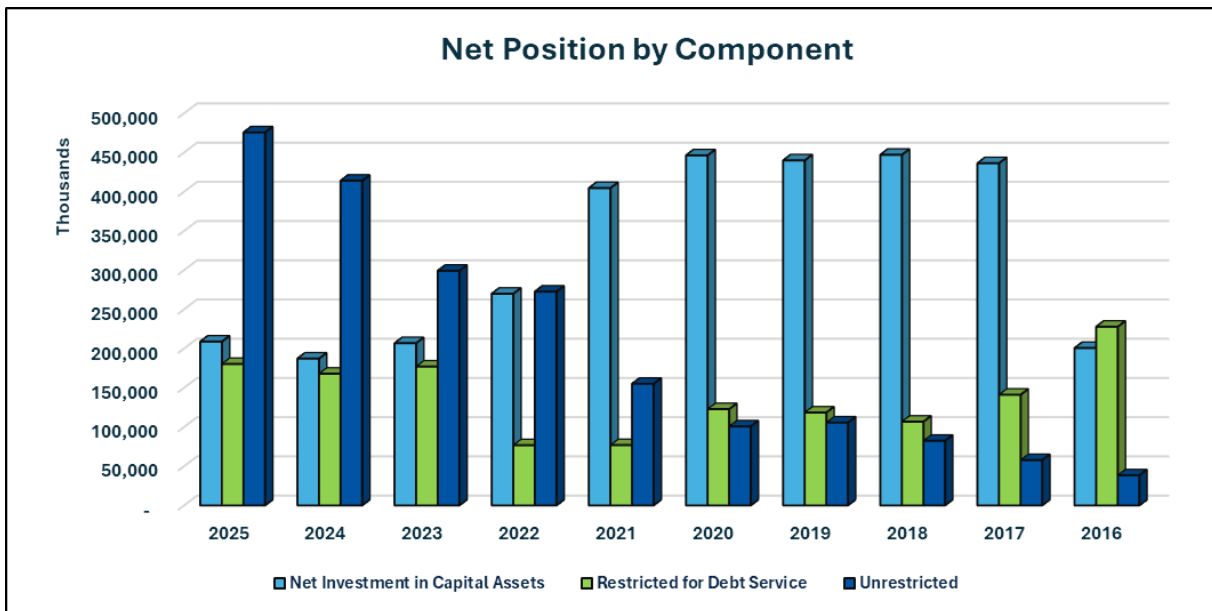
These tables contain service and infrastructure data to help the reader understand how the information in the Authority's financial report relates to the services the Authority provides and the activities it performs.

Sources: Unless otherwise noted, the information in the following tables is derived from the annual financial reports for the relevant years and is reported on a consolidated basis.

# STATISTICAL SECTION - CONSOLIDATED

## Consolidated Net Position by Component Last Ten Fiscal Years (in 000s) (unaudited)

Component	2025	2024	2023	2022	2021	2020	2019	2018	2017	2016
Net Investment in Capital Assets	\$ 208,831	\$ 187,163	\$ 206,821	\$ 269,891	\$ 404,560	\$ 446,275	\$ 439,875	\$ 447,015	\$ 436,282	\$ 200,628
Restricted for Debt Service	180,272	167,862	177,020	76,695	76,872	122,723	118,363	106,764	141,068	227,787
Restricted for Net Pension Asset	-	-	2,406	1,701	-	-	-	-	-	-
Unrestricted	475,510	413,990	299,173	272,636	155,048	100,731	105,582	82,372	57,806	38,345
<b>Total Net Position</b>	<b>\$ 864,613</b>	<b>\$ 769,015</b>	<b>\$ 685,420</b>	<b>\$ 620,923</b>	<b>\$ 636,480</b>	<b>\$ 669,729</b>	<b>\$ 663,820</b>	<b>\$ 636,151</b>	<b>\$ 635,156</b>	<b>\$ 466,760</b>

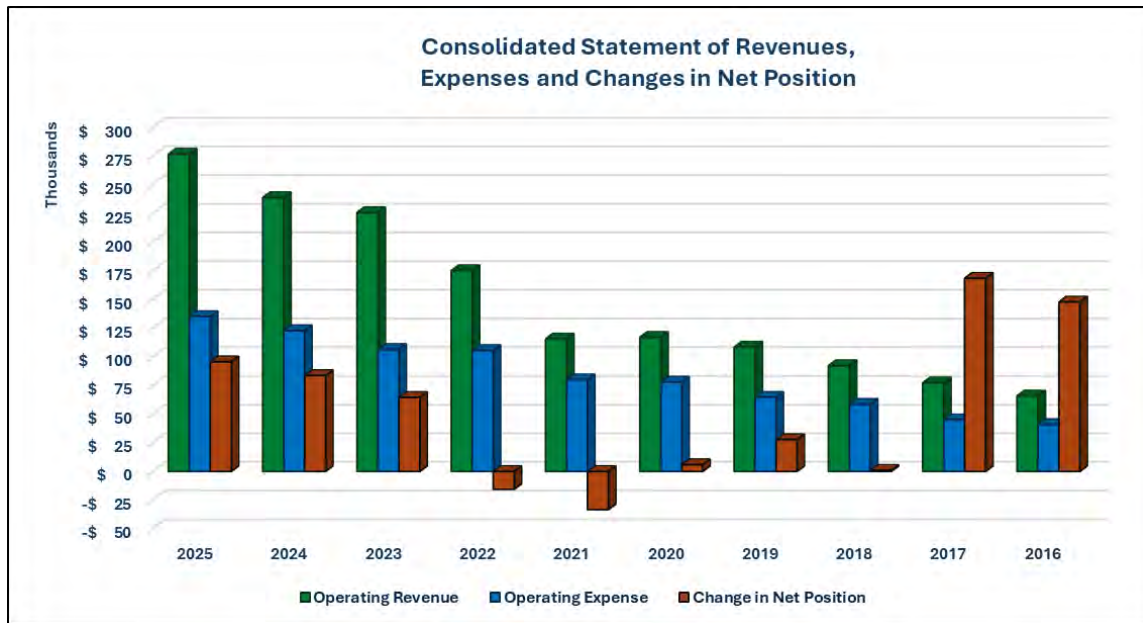




# STATISTICAL SECTION - CONSOLIDATED

## Consolidated Statement of Revenues, Expenses and Changes in Net Position Last Ten Fiscal Years (in 000s) (unaudited)

	2025	2024	2023	2022	2021	2020	2019	2018	2017	2016
<b>Operating revenue</b>										
Tolls	\$ 276,380	\$ 238,575	\$ 225,664	\$ 174,812	\$ 115,321	\$ 116,927	\$ 108,314	\$ 91,492	\$ 75,651	\$ 64,312
Other Operating	203	42	20	227	159	8	41	682	1,569	1,486
<b>Total Operating revenue</b>	<b>\$ 276,583</b>	<b>\$ 238,617</b>	<b>\$ 225,684</b>	<b>\$ 175,039</b>	<b>\$ 115,480</b>	<b>\$ 116,935</b>	<b>\$ 108,355</b>	<b>\$ 92,174</b>	<b>\$ 77,220</b>	<b>\$ 65,798</b>
<b>Operating expense</b>										
Administrative expense	14,245	15,677	9,277	8,338	8,494	8,859	9,582	7,671	12,145	9,296
Operations and Maintenance	44,749	39,040	32,517	30,681	23,826	22,773	18,943	19,196	8,356	7,425
Other Operating expense	1,039	2,245	7,505	7,514	7,026	6,295	6,100	3,689	2,371	2,579
Depreciation and Amortization	64,957	59,722	57,091	58,885	40,555	39,983	29,934	28,045	22,099	21,692
<b>Total Operating expense</b>	<b>\$ 124,990</b>	<b>\$ 116,684</b>	<b>\$ 106,390</b>	<b>\$ 105,418</b>	<b>\$ 79,901</b>	<b>\$ 77,910</b>	<b>\$ 64,559</b>	<b>\$ 58,601</b>	<b>\$ 44,971</b>	<b>\$ 40,992</b>
<b>Operating Income</b>	<b>\$ 151,593</b>	<b>\$ 121,933</b>	<b>\$ 119,294</b>	<b>\$ 69,621</b>	<b>\$ 35,579</b>	<b>\$ 39,025</b>	<b>\$ 43,796</b>	<b>\$ 33,573</b>	<b>\$ 32,249</b>	<b>\$ 24,806</b>
<b>Nonoperating revenue (expense)</b>										
Interest Income	42,452	53,352	36,276	1,398	492	4,463	5,274	2,542	847	487
CAMPO RIF Contribution	(10,000)	(6,000)								
Project Contribution Expense	(10,661)	(391)	(2,148)	(3,224)	(4,469)	-	-	-	-	-
Gain on Sale of Assets	12	-	-	-	-	11	4	-	-	-
Financing Expense	-	-	(32)	(4,869)	(10,729)	(1,614)	(2,529)	(227)	(1,359)	(9,385)
Interest Expense	(78,393)	(85,719)	(89,238)	(79,406)	(54,975)	(39,228)	(35,551)	(34,909)	(31,949)	(41,939)
Capital Grants and Contributions	595	420	345	923	852	3,250	16,676	17	168,608	173,714
<b>Total Nonoperating revenue (expense)</b>	<b>(\$ 55,995)</b>	<b>(\$ 38,338)</b>	<b>(\$ 54,797)</b>	<b>(\$ 85,178)</b>	<b>(\$ 68,829)</b>	<b>(\$ 33,118)</b>	<b>(\$ 16,126)</b>	<b>(\$ 32,577)</b>	<b>\$ 136,147</b>	<b>\$ 122,877</b>
<b>Change in Net Position</b>	<b>\$ 95,598</b>	<b>\$ 83,595</b>	<b>\$ 64,497</b>	<b>(\$ 15,557)</b>	<b>(\$ 33,250)</b>	<b>\$ 5,907</b>	<b>\$ 27,670</b>	<b>\$ 996</b>	<b>\$ 168,396</b>	<b>\$ 147,683</b>





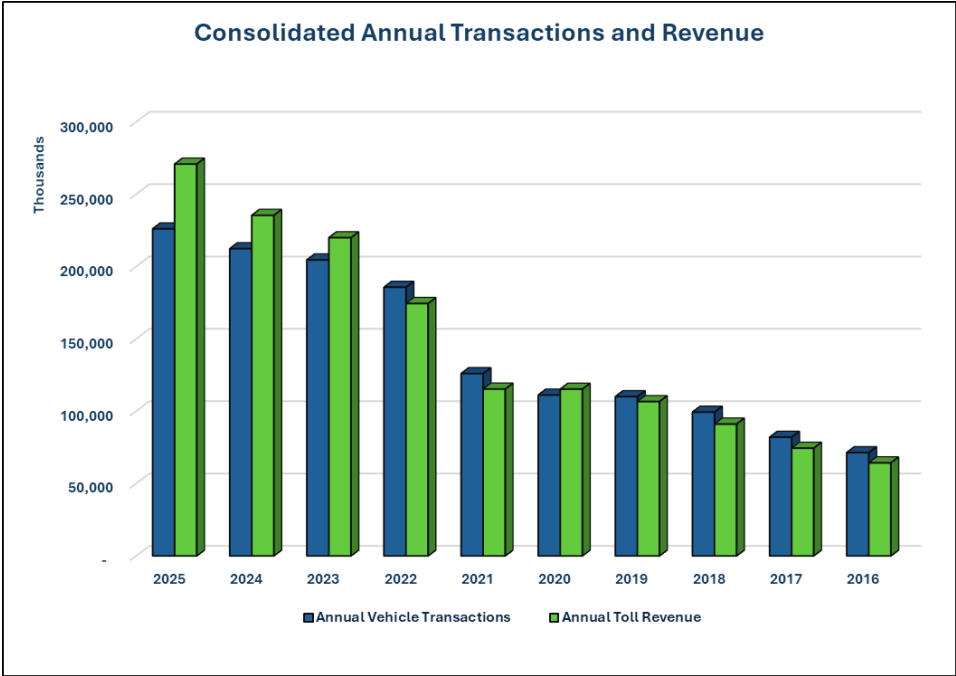
# STATISTICAL SECTION - CONSOLIDATED



## Consolidated Traffic and Toll Revenue Last Ten Fiscal Years (in 000s) (unaudited)

Year	Annual Vehicle Transactions	Annual Toll Revenue*	Average Toll rate per transaction
2025	226,048	\$ 270,822	1.20
2024	212,354	\$ 235,402	1.11
2023	204,587	\$ 219,940	1.08
2022	185,694	\$ 174,474	0.94
2021	126,032	\$ 115,322	0.92
2020	111,173	\$ 115,262	1.04
2019	110,100	\$ 106,666	0.97
2018	99,376	\$ 91,140	0.92
2017	82,038	\$ 74,440	0.91
2016	71,407	\$ 64,312	0.90

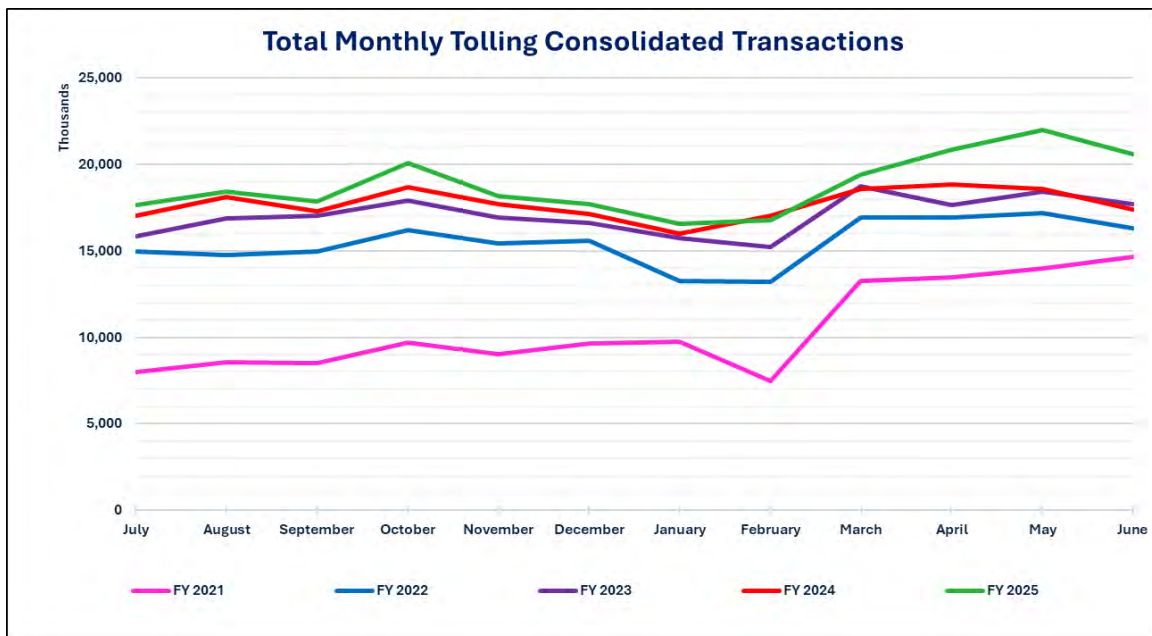
\*Excludes accruals



# STATISTICAL SECTION - CONSOLIDATED

## Consolidated Traffic and Toll Revenue Last Ten Fiscal Years (in 000s) (unaudited)

	Consolidated Transactions												
	July	August	September	October	November	December	January	February	March	April	May	June	Total
FY 2016	5,807	5,781	5,689	5,951	5,618	5,906	5,695	5,787	6,348	6,195	6,318	6,312	71,407
FY 2017	6,228	6,410	6,341	6,657	6,366	6,423	6,279	6,114	7,882	7,583	7,994	7,761	82,038
FY 2018	7,483	7,631	7,555	8,410	8,060	8,132	7,833	7,743	9,202	8,931	9,411	8,985	99,376
FY 2019	8,782	9,414	8,566	9,492	9,097	8,791	8,960	8,492	9,716	9,602	9,875	9,313	110,100
FY 2020	9,500	10,996	10,291	11,048	10,237	10,106	10,521	10,575	8,367	4,913	6,761	7,858	111,173
FY 2021	8,014	8,534	8,496	9,680	9,032	9,640	9,749	7,494	13,261	13,465	14,000	14,667	126,032
FY 2022	14,971	14,756	14,938	16,224	15,424	15,570	13,282	13,224	16,925	16,911	17,192	16,277	185,694
FY 2023	15,840	16,894	17,014	17,910	16,929	16,588	15,709	15,192	18,748	17,647	18,438	17,678	204,587
FY 2024	17,039	18,098	17,299	18,669	17,715	17,134	16,013	17,044	18,576	18,839	18,550	17,378	212,354
FY 2025	17,642	18,444	17,862	20,048	18,168	17,703	16,550	16,774	19,405	20,859	21,998	20,595	226,048



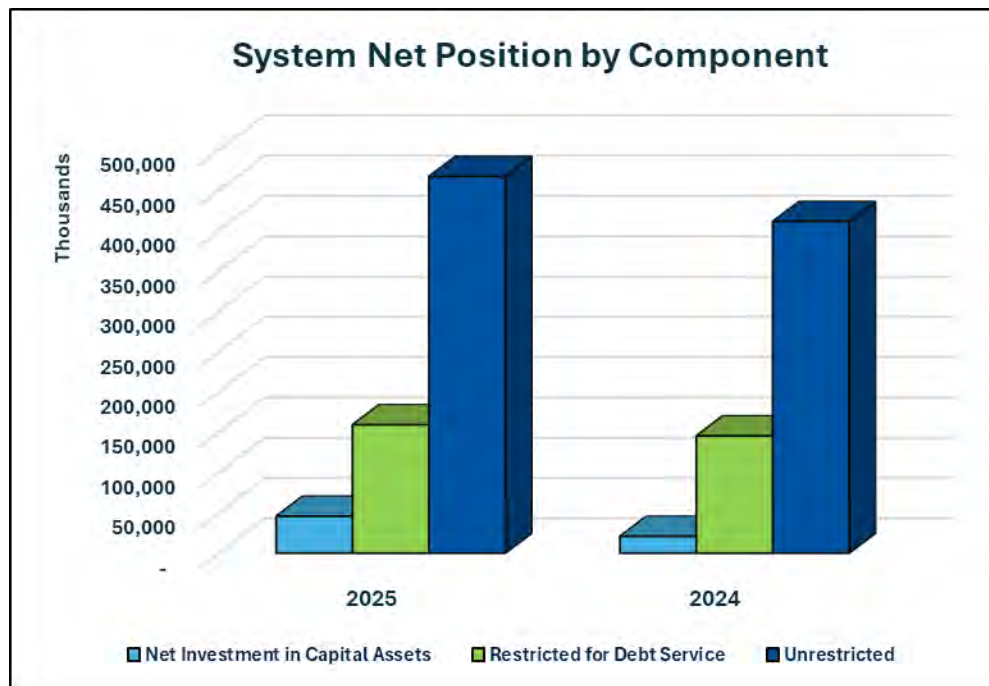


# STATISTICAL SECTION - SYSTEM

## System Net Position by Component Last Ten Fiscal Years (in 000s)\* (unaudited)

Component	2025	2024
Net Investment in Capital Assets	\$ 45,759	\$ 20,790
Restricted for Debt Service	159,181	145,370
Unrestricted	467,147	411,178
<b>Total Net Position</b>	<b>\$ 672,087</b>	<b>\$ 577,338</b>

\*The schedule of Net Position disclosure is required for 10 years. The schedule above is only for years in which the change within reporting entity occurred.

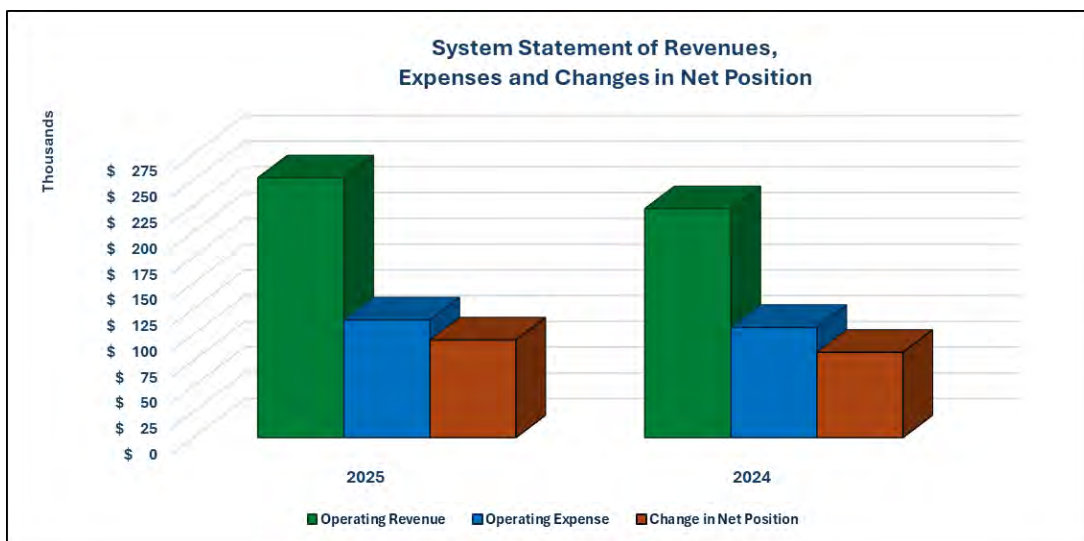


# STATISTICAL SECTION - SYSTEM

## System Statement of Revenues, Expenses and Changes in Net Position Last Ten Fiscal Years (in 000s)\* (unaudited)

	2025	2024
<b>Operating revenue</b>		
Tolls	\$ 251,996	\$ 222,195
Other Operating	203	42
<b>Total Operating revenue</b>	<b>\$ 252,199</b>	<b>\$ 222,237</b>
<b>Operating expense</b>		
Administrative expense	\$ 14,241	\$ 15,676
Operations and Maintenance	40,212	36,004
Other Operating expense	807	2,048
Depreciation and Amortization	58,993	53,319
<b>Total Operating expense</b>	<b>\$ 114,253</b>	<b>\$ 107,047</b>
<b>Operating Income</b>	<b>\$ 137,946</b>	<b>\$ 115,190</b>
<b>Nonoperating revenue (expense)</b>		
Interest Income	\$ 41,390	\$ 52,554
Project Contribution Expense	(7,526)	(391)
Gain on Sale of Assets	12	-
Interest Expense	(77,668)	(84,951)
Capital Grants and Contributions	595	420
<b>Total Nonoperating revenue (expense)</b>	<b>(\$ 43,197)</b>	<b>(\$ 32,368)</b>
<b>Change in Net Position</b>	<b>\$ 94,749</b>	<b>\$ 82,822</b>

\*The schedule of Net Position disclosure is required for 10 years. The schedule above is only for years in which the change within reporting entity occurred.

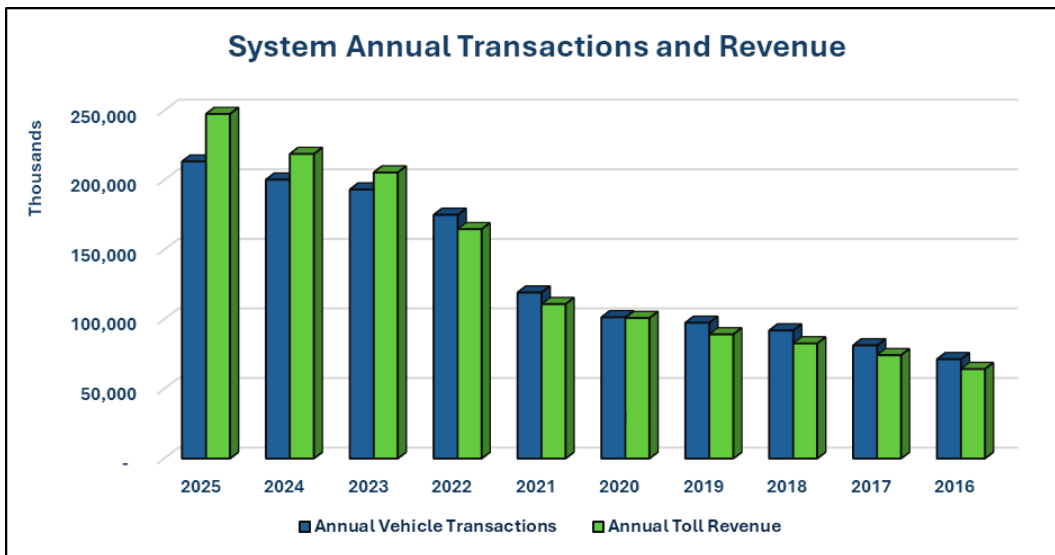


# STATISTICAL SECTION - SYSTEM

## System Traffic and Toll Revenue Last Ten Fiscal Years (in 000s) (unaudited)

Year	Annual Vehicle Transactions	Annual Toll Revenue*	Average Toll rate per transaction
2025	213,398	\$ 247,599	1.16
2024	200,364	\$ 218,856	1.09
2023	193,290	\$ 205,547	1.06
2022	175,122	\$ 164,846	0.94
2021	119,294	\$ 110,975	0.93
2020	101,508	\$ 100,964	0.99
2019	97,554	\$ 89,242	0.91
2018	92,027	\$ 82,719	0.90
2017	81,314	\$ 74,273	0.91
2016	71,407	\$ 64,312	0.90

\*Excludes accruals

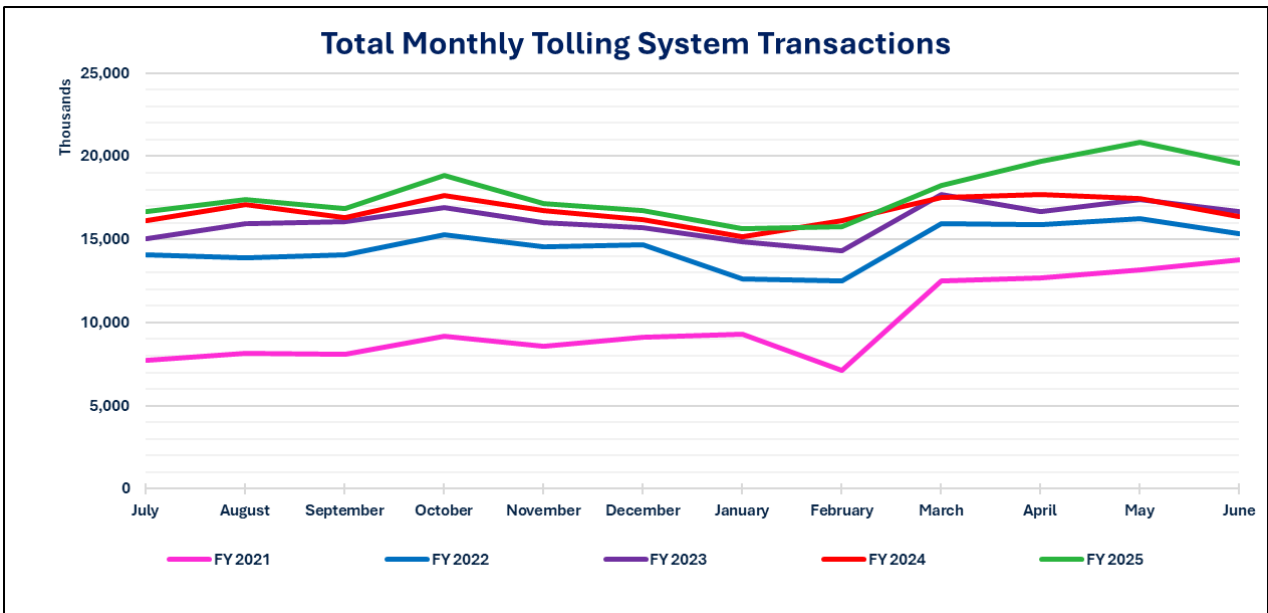




# STATISTICAL SECTION - SYSTEM

## System Traffic and Toll Revenue Last Ten Fiscal Years (in 000s) (unaudited)

	System Transactions												
	July	August	September	October	November	December	January	February	March	April	May	June	Total
FY 2016	5,807	5,781	5,689	5,951	5,618	5,906	5,695	5,787	6,348	6,195	6,318	6,312	71,407
FY 2017	6,228	6,410	6,341	6,619	6,283	6,346	6,197	6,037	7,788	7,494	7,900	7,671	81,314
FY 2018	7,402	7,539	7,473	8,046	7,331	7,418	7,118	6,977	8,278	8,008	8,401	8,036	92,027
FY 2019	7,888	8,356	7,624	8,390	8,053	7,802	7,914	7,485	8,602	8,460	8,734	8,246	97,554
FY 2020	8,435	9,882	9,251	9,887	9,220	9,126	9,514	9,550	7,762	4,807	6,547	7,527	101,508
FY 2021	7,697	8,168	8,082	9,159	8,561	9,121	9,276	7,119	12,498	12,660	13,180	13,773	119,294
FY 2022	14,102	13,910	14,059	15,272	14,529	14,706	12,616	12,476	15,946	15,913	16,224	15,369	175,122
FY 2023	15,015	15,946	16,055	16,917	16,033	15,722	14,852	14,328	17,681	16,649	17,406	16,686	193,290
FY 2024	16,137	17,081	16,341	17,620	16,710	16,185	15,153	16,103	17,513	17,702	17,452	16,367	200,364
FY 2025	16,643	17,377	16,837	18,858	17,143	16,723	15,639	15,779	18,247	19,715	20,874	19,563	213,398



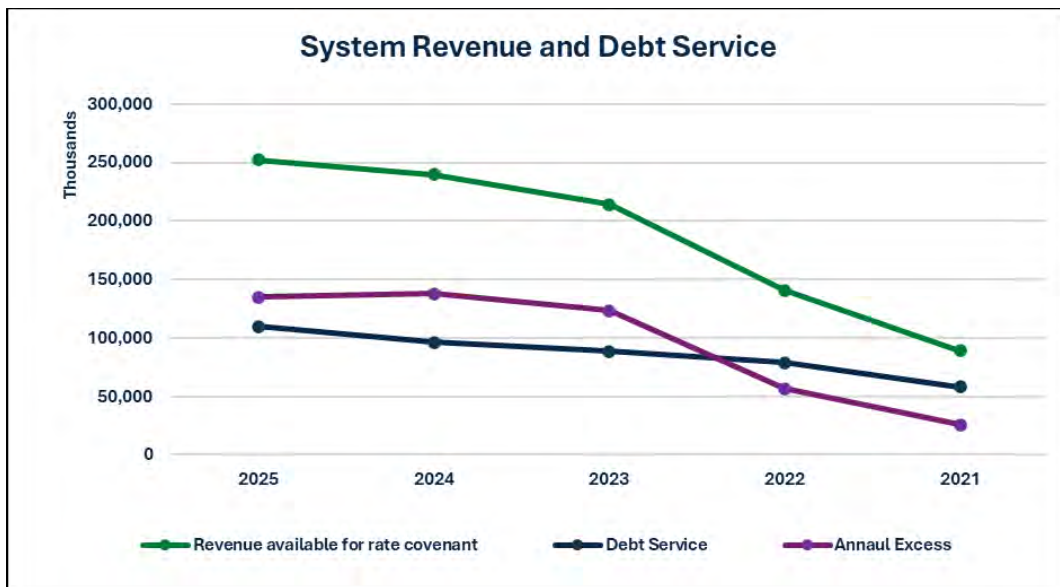
# STATISTICAL SECTION - SYSTEM

## System Indenture Cash Flow and Debt Service Coverage Last Five Fiscal Years (in 000s) (unaudited)

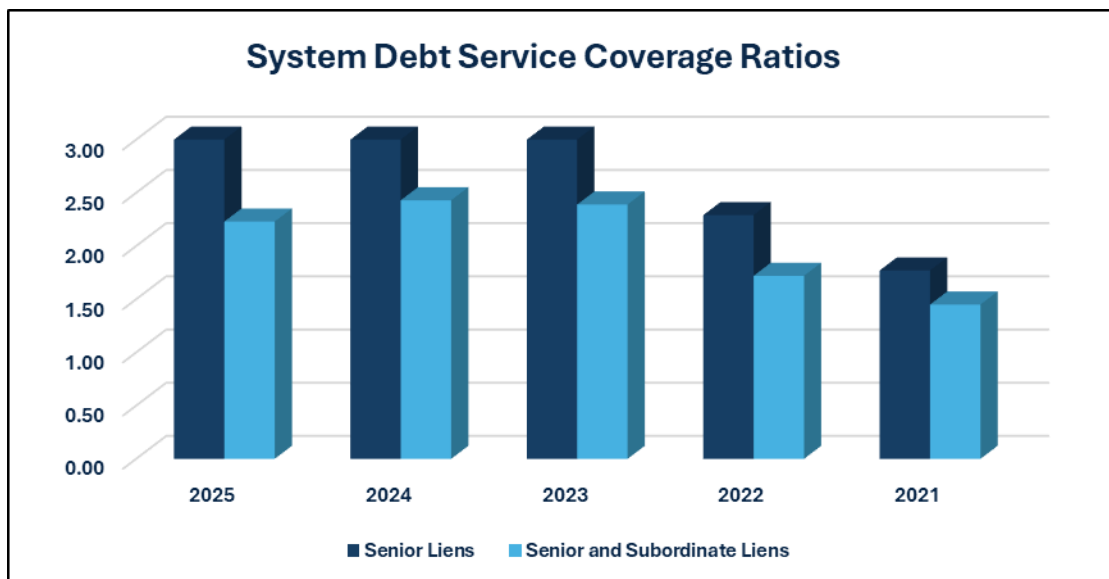
System Debt Service Calculation					
	Fiscal Year 2025	Fiscal Year 2024	Fiscal Year 2023	Fiscal Year 2022	Fiscal Year 2021
Toll Revenues	\$ 166,001	\$ 150,742	\$ 135,899	\$ 107,204	\$ 76,804
Video and Fee Revenues	85,995	71,453	74,964	57,947	34,169
Interest Earnings	40,600	52,963	35,480	1,738	492
Misc Revenue	28	-	-	22	159
Total System Revenue	\$ 292,624	\$ 275,158	\$ 246,343	\$ 166,911	\$ 111,624
Less System Operating Costs	(40,411)	(35,646)	(32,130)	(26,376)	(22,767)
<b>Revenue available for rate covenant and additional bond tests</b>	<b>\$ 252,213</b>	<b>\$ 239,512</b>	<b>\$ 214,213</b>	<b>\$ 140,535</b>	<b>\$ 88,857</b>
Debt Service Senior Lien Bonds	66,409	63,543	56,824	59,277	47,722
Debt Service Subordinate Lien Bonds	40,684	32,879	31,736	19,744	10,586
<b>Total Debt Service</b>	<b>\$ 107,093</b>	<b>\$ 96,422</b>	<b>\$ 88,560</b>	<b>\$ 79,021</b>	<b>\$ 58,308</b>
Less Maintenance expenses	(7,649)	(5,537)	(2,521)	(4,882)	(4,549)
<b>Revenue Available for Debt Service</b>	<b>\$ 244,564</b>	<b>\$ 233,975</b>	<b>\$ 211,692</b>	<b>\$ 135,653</b>	<b>\$ 84,308</b>
Less total Debt Service	(107,093)	(96,422)	(88,560)	(79,021)	(58,308)
<b>Annual Excess*</b>	<b>\$ 137,471</b>	<b>\$ 137,553</b>	<b>\$ 123,132</b>	<b>\$ 56,632</b>	<b>\$ 26,000</b>
* Subject to reserve policies					
<b>Debt service coverage ratios for rate covenant and additional bonds test</b>					
Senior Lien Coverage	3.80	3.77	3.77	2.37	1.86
Senior and Subordinate Lien Coverage	2.36	2.48	2.42	1.78	1.52
<b>Debt service coverage ratios for revenues available for debt service</b>					
Senior Lien Coverage	3.68	3.68	3.73	2.29	1.77
Senior and Subordinate Lien Coverage	2.28	2.43	2.39	1.72	1.45
<b>Bond Ratings</b>					
<b>S&amp;P Global Ratings</b>					
Senior Lien Revenue Bonds	A+	A	A-	A-	A-
Subordinate Lien TIFIA Bonds	A+	A	A-	A-	A-
Subordinate Lien Bonds	A	A-	BBB	BBB	BBB
<b>Moody's Investor Services</b>					
Senior Lien and TIFIA loans	A3	A3	A3	A3	Baa1
Subordinate Liens	Baa1	Baa1	Baa1	Baa1	Baa2

# STATISTICAL SECTION - SYSTEM

## System Revenue and Debt Service Last Five Years (unaudited)



## System Debt Service Coverage Ratios Last Five Years (unaudited)



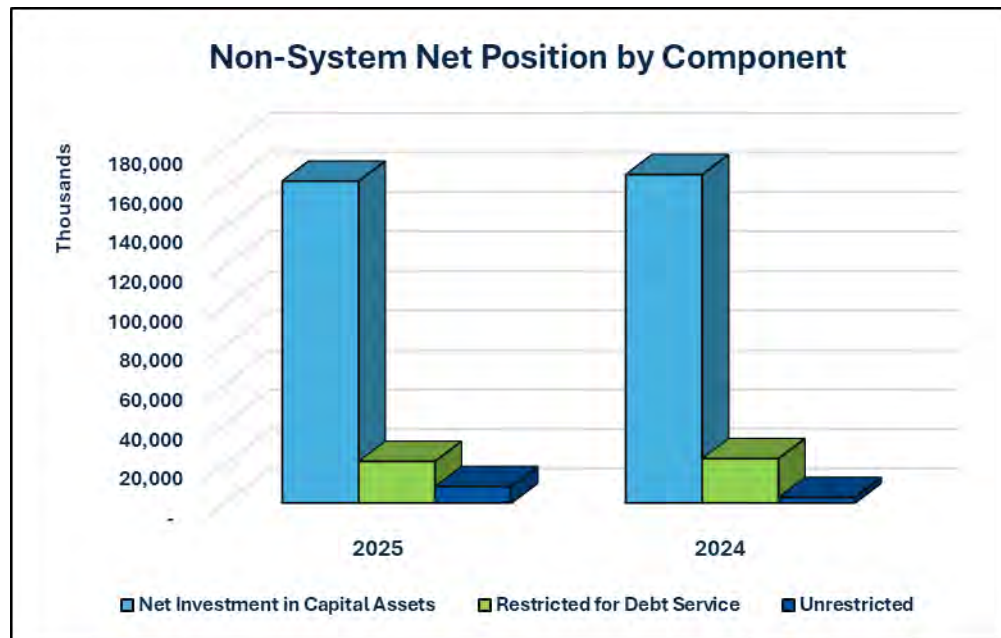


# STATISTICAL SECTION - NON-SYSTEM

## Non-System Net Position by Component Last Ten Fiscal Years (in 000s) \* (unaudited)

Component	2025	2024
Net Investment in Capital Assets	\$ 163,072	\$ 166,373
Restricted for Debt Service	21,091	22,492
Unrestricted	8,363	2,812
<b>Total Net Position</b>	<b>\$ 192,526</b>	<b>\$ 191,677</b>

\*The schedule of Net Position disclosure is required for 10 years. The schedule above is only for years in which the change within reporting entity occurred.

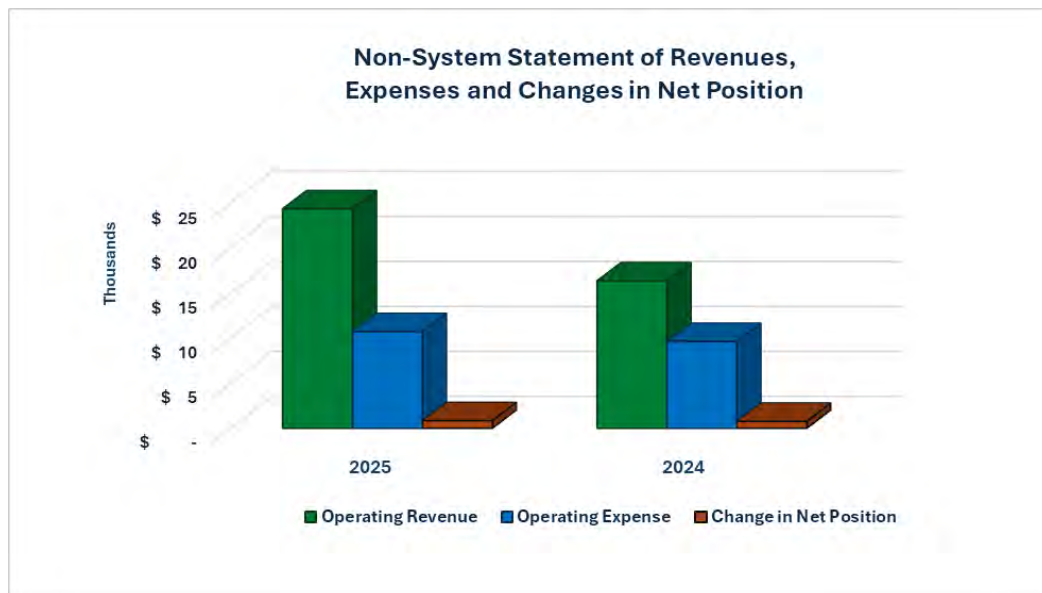


# STATISTICAL SECTION - NON-SYSTEM

## Non-System Statement of Revenues, Expenses and Changes in Net Position Last Ten Fiscal Years (in 000s) \* (unaudited)

	2025	2024
<b>Operating revenue</b>		
Tolls	\$ 24,384	\$ 16,380
<b>Total Operating revenue</b>	<b>\$ 24,384</b>	<b>\$ 16,380</b>
<b>Operating expense</b>		
Administrative expense	\$ 4	\$ 1
Operations and Maintenance	4,537	3,036
Other Operating expense	232	197
Depreciation and Amortization	5,964	6,403
<b>Total Operating expense</b>	<b>\$ 10,737</b>	<b>\$ 9,637</b>
<b>Operating Income</b>	<b>\$ 13,647</b>	<b>\$ 6,743</b>
<b>Nonoperating revenue (expense)</b>		
Interest Income	\$ 1,062	\$ 798
CAMPO RIF Contribution	(10,000)	(6,000)
Project Contribution Expense	(3,135)	-
Interest Expense	(725)	(768)
<b>Total Nonoperating revenue (expense)</b>	<b>(\$ 12,798)</b>	<b>(\$ 5,970)</b>
<b>Change in Net Position</b>	<b>\$ 849</b>	<b>\$ 773</b>

\*The schedule of Net Position disclosure is required for 10 years. The schedule above is only for years in which the change within reporting entity occurred.





# STATISTICAL SECTION - NON-SYSTEM

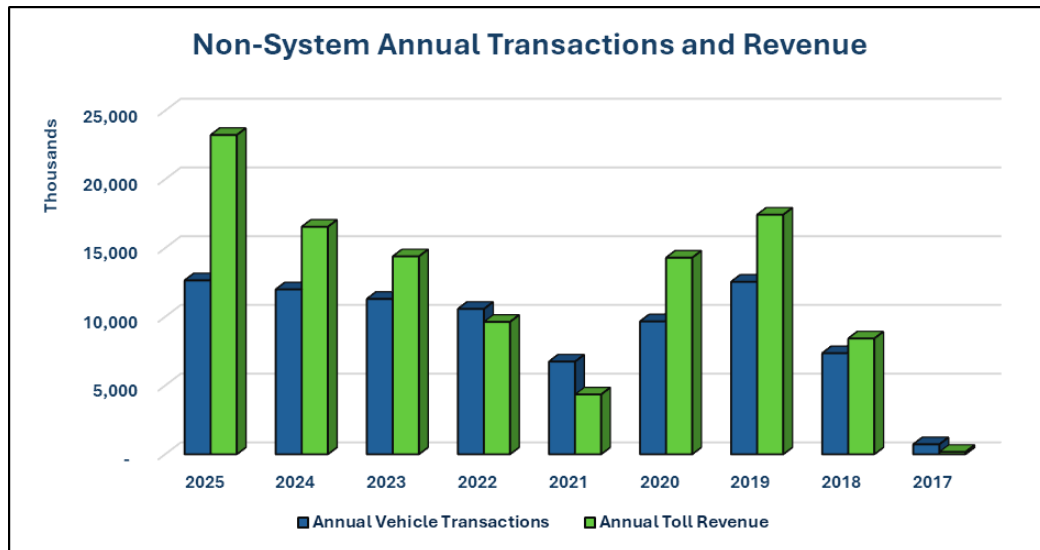


## Non-System Traffic and Toll Revenue Last Ten Fiscal Years (in 000s) (unaudited)

Year*	Annual Vehicle Transactions	Annual Toll Revenue**	Average Toll rate per transaction
2025	12,650	\$ 23,223	1.84
2024	11,990	\$ 16,546	1.38
2023	11,297	\$ 14,393	1.27
2022	10,572	\$ 9,628	0.91
2021	6,738	\$ 4,347	0.65
2020	9,665	\$ 14,298	1.48
2019	12,546	\$ 17,424	1.39
2018	7,349	\$ 8,421	1.15
2017	724	\$ 167	0.23

\*Road opened in fiscal year 2017.

\*\*Excludes accruals.







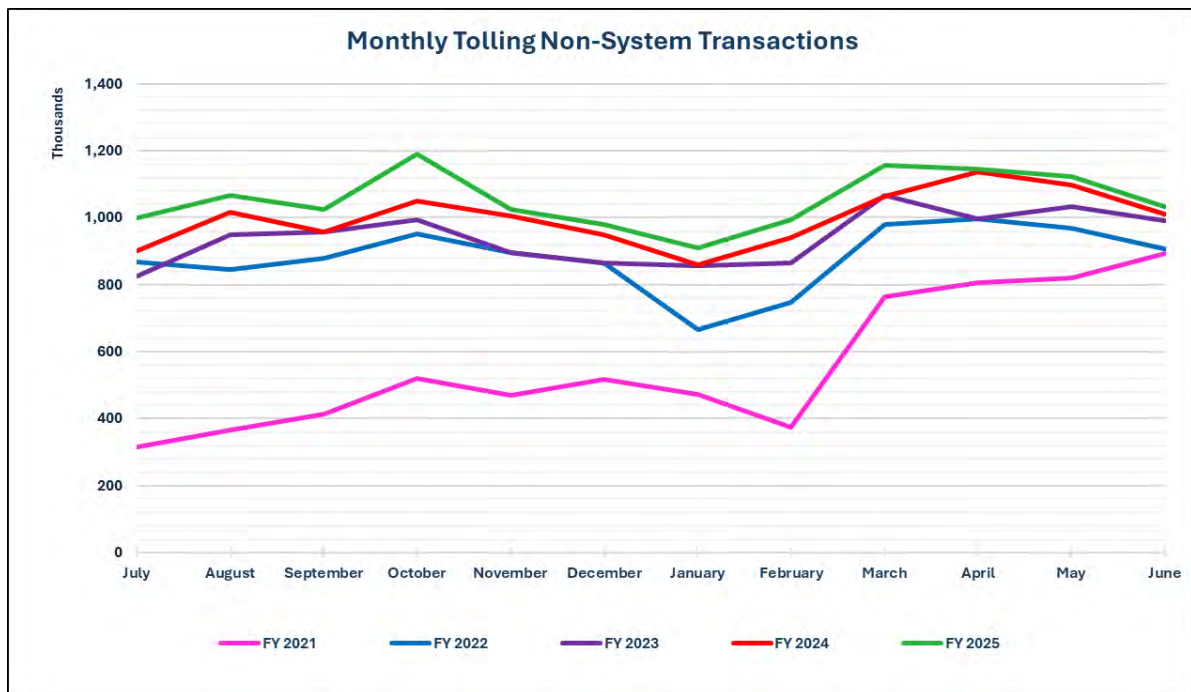
# STATISTICAL SECTION - NON-SYSTEM



## Non-System Traffic and Toll Revenue Last Ten Fiscal Years (in 000s) (unaudited)

	Non-System Transactions												
	July	August	September	October	November	December	January	February	March	April	May	June	Total
<b>FY 2017*</b>	-	-	-	38	83	77	82	77	94	89	94	90	<b>724</b>
<b>FY 2018</b>	81	92	82	364	729	714	715	766	924	923	1,010	949	<b>7,349</b>
<b>FY 2019</b>	894	1,058	942	1,102	1,044	989	1,046	1,007	1,114	1,142	1,141	1,067	<b>12,546</b>
<b>FY 2020</b>	1,065	1,114	1,040	1,161	1,017	980	1,007	1,025	605	106	214	331	<b>9,665</b>
<b>FY 2021</b>	317	366	414	521	471	519	473	375	763	805	820	894	<b>6,738</b>
<b>FY 2022</b>	869	846	879	952	895	864	666	748	979	998	968	908	<b>10,572</b>
<b>FY 2023</b>	825	948	959	993	896	866	857	864	1,067	998	1,032	992	<b>11,297</b>
<b>FY 2024</b>	902	1,017	958	1,049	1,005	949	860	941	1,063	1,137	1,098	1,011	<b>11,990</b>
<b>FY 2025</b>	999	1,067	1,025	1,190	1,025	980	911	995	1,158	1,144	1,124	1,032	<b>12,650</b>

\*Road opened in fiscal year 2017.





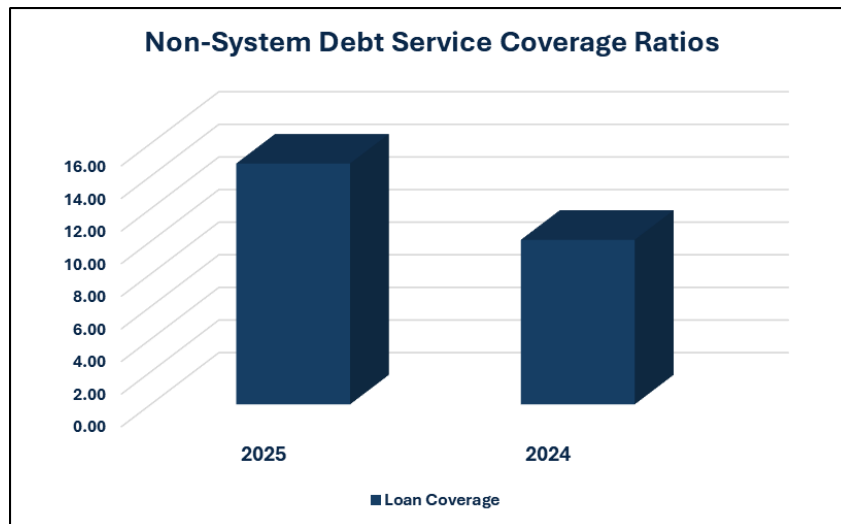
# STATISTICAL SECTION - NON-SYSTEM



## Non-System Cash Flow and Debt Service Coverage Last Two Fiscal Years (in 000s) (unaudited)

Non-System Debt Service Calculation			
	Fiscal Year	Fiscal Year	
	2025	2024	
Toll Revenues	\$ 24,384	\$ 16,380	
Interest Earnings	1,062	798	
Total Non-System Revenue	25,446	17,178	
Less Non-System Operating Costs	(4,773)	(3,036)	
<b>Revenue available</b>	<b>\$ 20,673</b>	<b>\$ 14,142</b>	
Less total Debt Service	1,400	1,275	
<b>Annual Excess*</b>	<b>\$ 19,273</b>	<b>\$ 12,867</b>	
* Subject to reserve policies			
<b>Debt service coverage ratio</b>			
Loan Coverage	14.77	10.09	

## Non-System Debt Service Coverage Ratios Last Two Years (unaudited)



# STATISTICAL SECTION - OTHER

## Ratio of Outstanding Debt by Type Business-Type Activities by Transactions Last Ten Fiscal Years (in 000s) (unaudited)

Year	Revenue Bonds	Bond Discount / (Premium)	TIFIA Notes	Mopac Loan	TxDOT 71E Loan	Total Debt Amount	Annual Vehicle Transactions	Debt Per Transaction	Debt Per Capita
2016	1,140,398	104,129	-	-	-	1,244,527	71,408	17.43	0.73
2017	1,193,555	105,961	-	-	65,000	1,364,516	82,037	16.63	0.68
2018	1,266,803	95,290	-	17,000	62,332	1,441,425	99,376	14.50	0.69
2019	1,572,053	90,081	50	24,991	60,728	1,747,903	110,099	15.88	0.72
2020	1,624,949	90,502	52	24,991	58,482	1,798,976	111,173	16.18	0.73
2021	1,624,949	90,502	52	24,991	58,482	1,798,976	126,035	14.27	0.74
2022	2,102,362	216,398	351,304	24,991	55,077	2,750,132	185,694	14.81	0.82
2023	2,082,418	198,031	359,043	24,691	51,918	2,716,101	204,585	13.28	0.80
2024	2,055,207	180,544	363,443	23,766	47,253	2,670,213	212,355	12.57	0.78
2025	1,913,362	164,545	470,156	22,491	42,433	2,612,987	226,046	11.56	0.75

Note: Details on the Authority's outstanding debt can be found in the notes to the financial statements.

## Ratio of Revenue-Backed Debt Outstanding Business-Type Activities by Revenue Last Ten Fiscal Years (in 000s) (unaudited)

Year	Revenue Bonds	Bond Discount / (Premium)	TIFIA Notes	Mopac Loan	TxDOT 71E Loan	Total Debt Amount	Annual Toll Revenue	Debt per Toll Revenue	Debt Per Capita
2016	1,140,398	104,129	-	-	-	1,244,527	64,312	19.35	0.73
2017	1,193,555	105,961	-	-	65,000	1,364,516	74,440	18.33	0.68
2018	1,266,803	95,290	-	17,000	62,332	1,441,425	91,140	15.82	0.69
2019	1,572,053	90,081	50	24,991	60,728	1,747,903	106,666	16.39	0.72
2020	1,624,949	90,502	52	24,991	58,482	1,798,976	115,262	15.61	0.73
2021	1,624,949	90,502	52	24,991	58,482	1,798,976	115,323	15.60	0.74
2022	2,102,362	216,398	351,304	24,991	55,077	2,750,132	174,474	15.76	0.82
2023	2,082,418	198,031	359,043	24,691	51,918	2,716,101	219,939	12.35	0.80
2024	2,055,207	180,544	363,443	23,766	47,253	2,670,213	235,402	11.34	0.78
2025	1,913,362	164,545	470,156	22,491	42,433	2,612,987	270,822	9.65	0.75

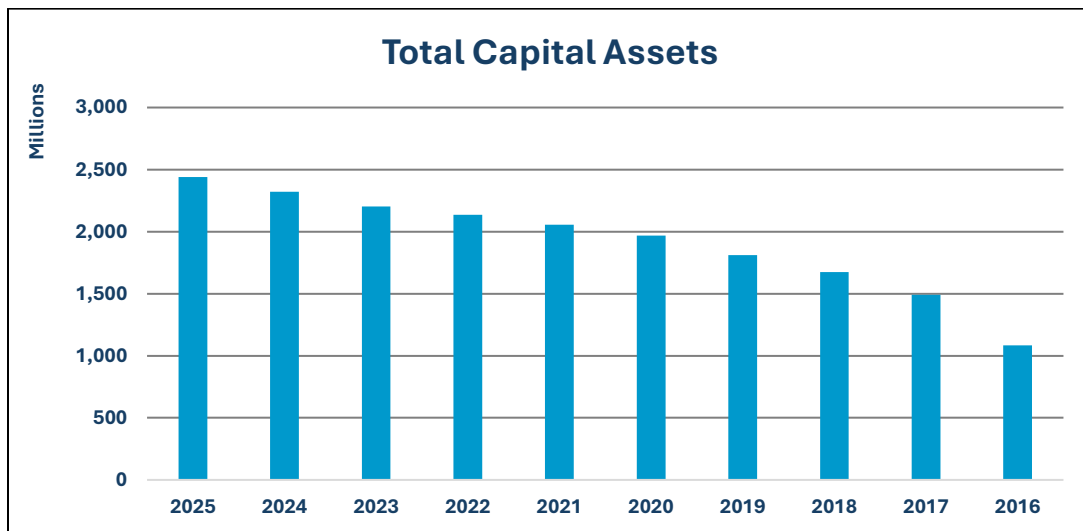
Note: Details on the Authority's outstanding debt can be found in the notes to the financial statements.



# STATISTICAL SECTION - OTHER

## Contribution to Capital Assets Last Ten Fiscal Years (in 000s) (unaudited)

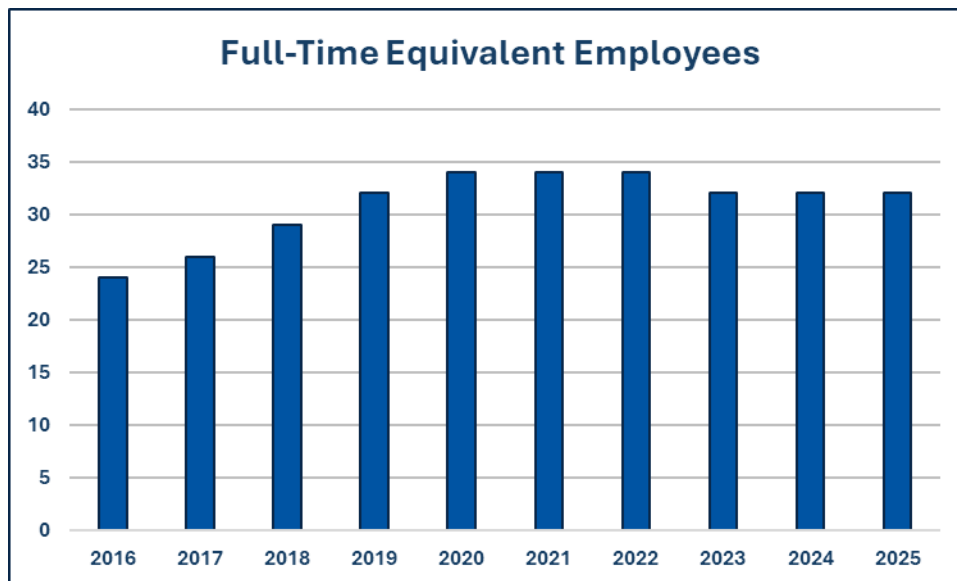
Year	Beginning Balance	Additions	Deletions/ Depreciation	Ending Balance
2025	\$ 2,320,895	\$ 190,176	(\$ 72,353)	\$ 2,438,718
2024	2,203,299	178,546	(60,950)	2,320,895
2023	2,136,294	125,950	(58,945)	2,203,299
2022	2,056,507	141,933	(62,146)	2,136,294
2021	1,968,134	133,169	(44,796)	2,056,507
2020	1,810,305	197,814	(39,985)	1,968,134
2019	1,673,629	166,609	(29,933)	1,810,305
2018	1,491,482	229,711	(47,564)	1,673,629
2017	1,084,996	428,585	(22,099)	1,491,482
2016	892,639	214,060	(21,703)	1,084,996



# STATISTICAL SECTION - OTHER

## Number of Employees by Department Last Ten Fiscal Years (unaudited)

Function	Full-Time Equivalent Employees									
	2016	2017	2018	2019	2020	2021	2022	2023	2024	2025
Administration	5	5	5	8	8	9	9	5	4	4
Communications	5	4	4	3	4	4	4	4	3	3
Engineering	4	5	6	9	9	9	9	9	9	8
Finance	3.5	3	3	3	4	4	4	5	5	5
Information Technology	1	1	1	1	1	2	2	3	4	4
Legal Services	2	2	4	4	2	1	1	1	1	1
Operations	3.5	6	6	4	6	5	5	5	6	7
<b>Total</b>	<b>24</b>	<b>26</b>	<b>29</b>	<b>32</b>	<b>34</b>	<b>34</b>	<b>34</b>	<b>32</b>	<b>32</b>	<b>32</b>

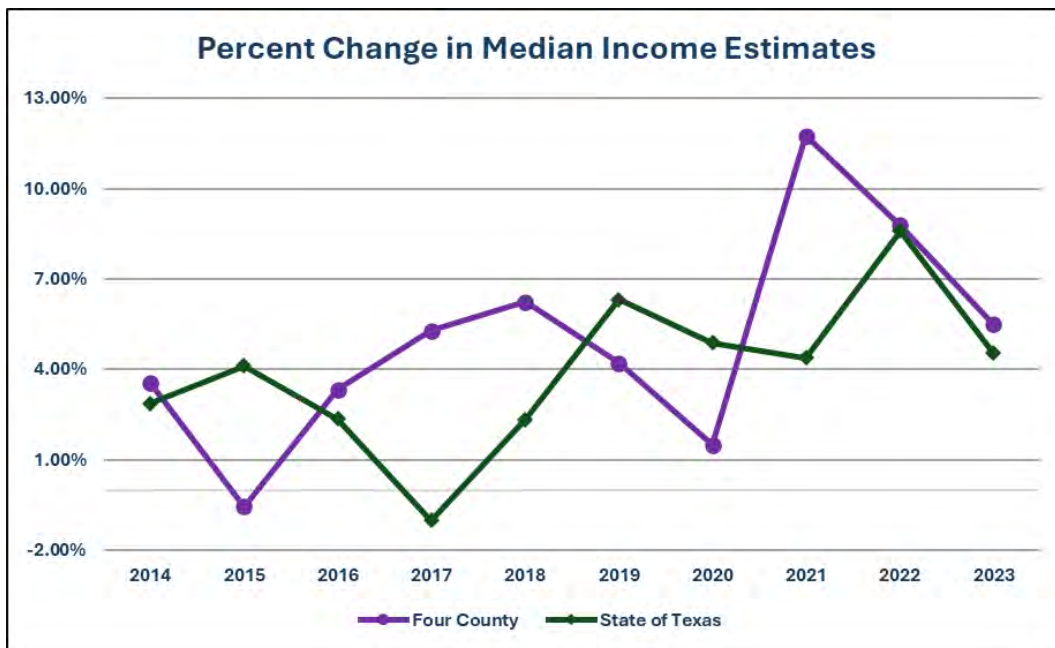


# STATISTICAL SECTION - OTHER

## Demographic Data – Combined Four County Region and State of Texas Median Household Income Estimates 2014-2023 (unaudited)

Year	Travis	Williamson	Hays	Bastrop	Four County Regional Totals	Texas	Percentage Change from Prior Years	
					Estimated Avg Median Income	Estimated Avg Median Income	Four County	State of Texas
2014	59,068	31,709	34,959	31,552	39,322	43,862	3.56%	2.87%
2015	59,691	33,147	33,216	30,383	39,109	45,669	-0.54%	4.12%
2016	60,041	32,705	36,182	32,723	40,413	46,745	3.33%	2.36%
2017	65,086	34,575	37,095	33,453	42,552	46,274	5.29%	-1.01%
2018	69,666	35,825	40,369	34,969	45,207	47,362	6.24%	2.35%
2019	72,364	37,242	42,283	36,561	47,113	50,355	4.21%	6.32%
2020	72,468	37,242	43,287	38,289	47,822	52,813	1.50%	4.88%
2021	81,191	42,959	47,453	42,177	53,445	55,129	11.76%	4.39%
2022	87,511	47,574	53,240	44,230	58,139	59,865	8.78%	8.59%
2023	91,771	51,260	57,684	44,607	61,331	62,586	5.49%	4.55%
<b>Averaged Yearly</b>								
<b>Totals</b>	\$ 71,886	\$ 38,424	\$ 42,577	\$ 36,894	\$ 47,445	\$ 51,066		

Source: Travis, Williamson, Hays, Bastrop counties annual financial reports.







CENTRAL TEXAS REGIONAL  
**MOBILITY AUTHORITY**

3300 NORTH IH-35, SUITE 300  
AUSTIN, TX 78705  
[MOBILITYAUTHORITY.COM](http://MOBILITYAUTHORITY.COM)

**Exhibit B**

**Federal Awards Compliance Audit**

**GENERAL MEETING OF THE BOARD OF DIRECTORS  
OF THE  
CENTRAL TEXAS REGIONAL MOBILITY AUTHORITY**

**RESOLUTION NO. 25-057**

**PROHIBITING THE OPERATION OF CERTAIN MOTOR VEHICLES  
ON MOBILITY AUTHORITY TOLL FACILITIES PURSUANT TO  
THE HABITUAL VIOLATOR PROGRAM**

WHEREAS, Transportation Code, Chapter 372, Subchapter C, authorizes toll project entities, including the Central Texas Regional Mobility Authority (Mobility Authority), to exercise various remedies against certain motorists with unpaid toll violations; and

WHEREAS, Transportation Code §372.106 provides that a “habitual violator” is a registered owner of a vehicle who a toll project entity determines:

(1) was issued at least two written notices of nonpayment that contained:

(A) in the aggregate, 100 or more events of nonpayment within a period of one year, not including events of nonpayment for which: (i) the registered owner has provided to the toll project entity information establishing that the vehicle was subject to a lease at the time of nonpayment, as provided by applicable toll project entity law; or (ii) a defense of theft at the time of the nonpayment has been established as provided by applicable toll project entity law; and

(B) a warning that the failure to pay the amounts specified in the notices may result in the toll project entity’s exercise of habitual violator remedies; and

(2) has not paid in full the total amount due for tolls and administrative fees under those notices; and

WHEREAS, the Mobility Authority previously determined that the individuals listed in Exhibit A are habitual violators, and these determinations are now considered final in accordance with Transportation Code, Chapter 372, Subchapter C; and

WHEREAS, Transportation Code §372.109 provides that a final determination that a person is a habitual violator remains in effect until (1) the total amount due for the person’s tolls and administrative fees is paid; or (2) the toll project entity, in its sole discretion, determines that the amount has been otherwise addressed; and

WHEREAS, Transportation Code §372.110 provides that a toll project entity, by order of its governing body, may prohibit the operation of a motor vehicle on a toll project of the entity if:

(1) the registered owner of the vehicle has been finally determined to be a habitual violator; and



(2) the toll project entity has provided notice of the prohibition order to the registered owner; and

WHEREAS, the Executive Director recommends that the Board prohibit the operation of the motor vehicles listed in Exhibit A on the Mobility Authority's toll roads, including (1) 183A Toll; (2) 290 Toll; (3) 71 Toll; (4) MoPac Express Lanes; (5) 45SW Toll; and (6) 183 Toll.


NOW THEREFORE, BE IT RESOLVED that the motor vehicles listed in Exhibit A are prohibited from operation on the Mobility Authority's toll roads, effective October 29, 2025; and

BE IT FURTHER RESOLVED that the Mobility Authority shall provide notice of this resolution to the individuals listed in Exhibit A, as required by Transportation Code §372.110; and


BE IT IS FURTHER RESOLVED that the prohibition shall remain in effect for the motor vehicles listed in Exhibit A until the respective habitual violator determinations are terminated, as provided by Transportation Code §372.110.

Adopted by the Board of Directors of the Central Texas Regional Mobility Authority on the 29<sup>th</sup> day of October 2025.

Submitted and reviewed by:

  
James Bass (Oct 29, 2025 22:46:40 CDT)  
James M. Bass  
Executive Director

Approved:

  
Robert W Jenkins Jr (Nov 3, 2025 10:51:44 CST)  
Robert W. Jenkins, Jr.  
Chairman, Board of Directors

**Exhibit A**

LIST OF PROHIBITED VEHICLES



CENTRAL TEXAS REGIONAL  
MOBILITY AUTHORITY

## CTRMA Prohibited Vehicles

#	Full Name	County	ZipCode	License Plate	Plate State	Number of Tolls
1	REGINALD DEVORE	Travis	78653	KLB1123	TX	4469
2	NANCI ZAVALETA-BENITEZ	Travis	78653	LZP9723	TX	2838
3	BRANDY CYKALA	Williamson	78641	NGB1806	TX	2074
4	GERANDO PESINA NAJERA	Caldwell	78644	KCK9692	TX	1991
5	ERMELI MAREAMNY DA SILVA YEPEZ	Harris	77065	WHG6018	TX	2104
6	DAVID RENE RAMIREZ	Bexar	78233	195C282	TX	606
7	RAINA VASQUEZ	Williamson	78613	LBB5838	TX	552
8	BRIDGETTE SHACKELFORD	Williamson	78642	RGW3749	TX	1838
9	KEVIN ANTHONY	Williamson	78628	VHL8576	TX	798
10	LATOSHA BONEA REECE	Travis	78724	PPM5431	TX	1430
11	JOHN RAY FRIAS JR	Travis	78741	VXR7665	TX	1934
12	BOB MICHAEL PEREZ MARTHA GONZALEZ PEREZ	Williamson	78628	MNF8983	TX	482
13	TRAVIS COLE HAWK	Williamson	78613	ATXGC	TX	972
14	GABRIELA AQUINO OLIVEIRA NOEL DEAN SCHULZ	Williamson	78642	VYV2876	TX	1298
15	PEDRO AVILA RODRIGUEZ	Travis	78758	RWT4185	TX	1166
16	WILLIE CLYDE WRIGHT SR	Williamson	78613	WFH6094	TX	1707
17	ROBERTO DAYAN CRUZ LORA YOHANA ALMANZA SANCHEZ	Caldwell	78644	WCS8018	TX	854
18	LOGISTICAL KOUNTRY LLC AFREEN KAMAL	Burnet	78605	VWR2690	TX	625
19	PAIGE DENELL FREDERICKSON	Williamson	78641	WFH7700	TX	943
20	MARLON A BAIREZ RIVERA	Guadalupe	78155	1M60533	TX	264
21	TALAYAH HAMILTON	Williamson	78681	VSB3532	TX	1397
22	TANNER NELSON JOYCE	Williamson	78642	PYB8488	TX	1515
23	ARMINI RAMELLO	NULL	78721	LRH2864	TX	584
24	KEVIN WORKMAN PATRICIA HAYES WORKMAN	Travis	78660	FLH6910	TX	370
25	JOHN CLARK	Williamson	78642	PPM9980	TX	525
26	GERMAINE ANTWUAN GILBERT	Williamson	78664	SLL5001	TX	516
27	LUPITA PRITCHARD	Travis	78754	TXN5798	TX	1160
28	LISA LOUISE HULBERT	Williamson	78729	VVL5209	TX	1370
29	ASHER AUGUSTUS PRICE	Blanco	78636	TFY9390	TX	575
30	NISAA SHAKIRAH	Williamson	78641	WCF0446	TX	1501
31	EARNEST L BISHOP TAWANDA GAIL BISHOP	Williamson	78641	NRL4021	TX	1299
32	LOUIS WAYNE GREEN	Travis	78741	WCB5704	TX	1586
33	CLARA ORONA LEON	Williamson	78664	MCX8655	TX	370
34	JARED BRITTON	Travis	78745	VJS7210	TX	768
35	LINN ROATH	Travis	78749	KBY9996	TX	363





CENTRAL TEXAS REGIONAL  
MOBILITY AUTHORITY

## CTRMA Prohibited Vehicles

36	UGOCHUKWU OBIOMA CHUKWUKA	Travis	78741	PLW4585	TX	692
37	TIMOTHY NEIL WEATHERTON	Williamson	78641	WFM8831	TX	1140
38	ERICK DANILO TEC CUCUL	Travis	78752	WCS4181	TX	744
39	WELLS FARGO	Williamson	78642	VYM3893	TX	1185
40	JACQUELINE L HARRINGTON	Travis	78653	KVM6664	TX	563
41	BRANDON ALEXANDER PORTER	Travis	78750	SVX4130	TX	1050
42	QIASHA DENISE WASHINGTON RODERICK LEE WASHINGTON	Travis	78660	VPH2690	TX	446
43	MICHELLE RODRIGUEZ BOTELLO	Hays	78610	PCB5599	TX	335
44	BALCONES RECYCLING INC	Travis	78724	129X27	TX	1883
45	BARBARA JO GUSTAFSON	Williamson	78641	WDT5475	TX	506
46	CATHLEEN MARIE GRANGER CHRISTINE MARIE REID	NULL	29455	NNL1794	SC	641
47	TANNER JOSHUA VASQUEZ	Williamson	78628	TCY2964	TX	346
48	MISTY LEE LURZ	Bell	76541	WFF7434	TX	1241
49	JOSE ALFREDO JIMENEZ	Hays	78640	WDT5269	TX	1039
50	MICHAEL VINCENT JONES LINDSAY ELISE JONES	Travis	78653	SIK6082	TX	1541
51	STEVEN ALLEN WALLACE	Bastrop	78612	VRM2669	TX	533
52	YARIEL E TAMAYO SACO THALIA DEL PINO MONTENEGRO	Caldwell	78616	WFH2063	TX	1206
53	JERMESHA MICHELL ALLEN	Coryell	76522	VYZ3758	TX	1091
54	AUSTIN RYAN JOHNSON	Williamson	76537	STN7955	TX	1312
55	ILEANNA STEPHANIE MUELLER	Williamson	78634	LVL5600	TX	336
56	TASHA JONES	Bastrop	78602	MMZ4172	TX	359
57	JACOB JAMES RITTENHOUSE	Williamson	78641	WCS3763	TX	1104
58	KRYSTAL NICOLE MCFALLS LEONARD CHARLES WHEELER	Travis	78660	MLP3443	TX	354
59	CASEY LEIGH EVANS RAMIRO L ESQUIVEL III	Williamson	78642	WCC3750	TX	1166
60	KENNETH RAY FREASIER	Burnet	78611	WKF5268	TX	1182
61	DANIEL VLADIMAR LOPEZ SALINAS	Brazos	77803	696312J	TX	266
62	SHAWN LEE BONNET	Williamson	78641	WJB4962	TX	1195
63	ESBEYDE MONDRAGON ALVAREZ MARISOL MARTINEZ HERNANDEZ	Williamson	78641	WCC5266	TX	1145
64	BELINDA SUE SHANNON	Lampasas	76853	VMN8740	TX	1134
65	SOPHIA LENE ELDRIIDGE	Lee	78947	VYX5630	TX	1221
66	MICHAEL ISAAC HODGE	Williamson	78642	KNZ3282	TX	473
67	GENEVA GARCIA	Williamson	78628	SNL8019	TX	289
68	THOMAS STONE	Williamson	78641	SJL9646	TX	1192
69	ZACHARY DONTÉ SMITH	Williamson	76574	SYK5929	TX	998
70	LINA LOPEZ AGUILLON VICTOR MANUEL CRUZ PEREZ	Travis	78660	TRX4461	TX	208
71	ROBERT GRANT MURPHY	Williamson	78641	PZB9962	TX	1089



CENTRAL TEXAS REGIONAL  
MOBILITY AUTHORITY

## CTRMA Prohibited Vehicles

72	KHALIL M K ABDALLAH	Travis	78750	VLH5125	TX	1077
73	LORENA SARA NINO	Williamson	78664	PFR6083	TX	453
74	ROSE MARTINEZ ORTIZ	Williamson	78626	WFJ9752	TX	1097
75	PATRICIA BARRON SOLORZANO	Burnet	78654	TZB6658	TX	597
76	MORGAN E STURGEON	NULL	76550	RVG3463	TX	695
77	EMILEE MAY HOLLINGSWORTH	Williamson	78642	VTP7972	TX	1143
78	THERESA E JIMENEZ	Travis	78754	GKZ9805	TX	339
79	ANTHONY ESEQUIEL ALEMAN ESEQUIEL RESENDEZ ALEMAN	Williamson	78613	NY44819	TX	335
80	STEVE MARTINEZ	Travis	78744	NRZ3251	TX	326
81	JON MICHAEL PEREZ	Williamson	78634	FGY1115	TX	333
82	RICHARD DANIEL MICHAEL	Williamson	78642	WHB1014	TX	991
83	AGL TRANSPORTATION (LSR) MAVERICK TANK LINES,LLC(LSE)	Smith	75771	WDR1782	TX	312
84	TIMOTHY ROBERT ROSSMILLER OFELIA ROSSMILLER	Williamson	78613	MTB5074	TX	1031
85	ANDRE CAMPBELL	Williamson	78641	WJF8162	TX	1110
86	LAZARO OSVEL PEREZ ALMARALES	Bastrop	78612	VFS3146	TX	1148
87	JERMELL CHARLES SOLLIE	Travis	78753	LXX3460	TX	363
88	ALAN AMBROSE	Travis	78728	BS81324	TX	1107
89	RDO, UNIVERSAL FLEET MNGT	NULL	78366	TRL2522	TX	1092
90	HDS & TRUCKING LLC	Hays	78640	1M22314	TX	305
91	JOSE MARTIN RODRIGUEZ YANEZ	Williamson	78641	VTR9787	TX	1004
92	FREDERICK ALLEN AFFLERBACH	Williamson	78628	JJF8584	TX	365
93	KALEB BAKER	Williamson	78642	TYV8965	TX	1030
94	KRISTIARTIS KELLY	Williamson	78681	NXJ3613	TX	285
95	ALEX NAJDIYA	Williamson	78626	PVP6679	TX	375
96	DUSTIN ELLIOTT	Travis	78660	MTB7841	TX	685
97	XIAO-OU PAN	Travis	78653	VWG5869	TX	1074
98	CAROLINA VILLAGOMEZ	Williamson	78633	SYK6351	TX	857
99	JACOB DANIEL HILL	Travis	78660	WGW2213	TX	1085
100	KATELYN MARIE TILLET	Williamson	78642	WGW1710	TX	1091
101	ELIZABETH GARDEA	Williamson	78729	RRY5227	TX	568
102	ALVIN RAY SMITH	Travis	78617	WCB2969	TX	1151
103	JUSTIN BRENT TERRILL	Harris	77077	LTG3748	TX	306
104	FRANCISCO VAZQUEZ MENESES	Caldwell	78616	WFF8884	TX	801
105	SARAH HUGHES	Williamson	78646	NY3561	TX	373
106	CHRISTINA LYNN MCGANNON KEVIN MATTHEW MCGANNON	Williamson	78641	BGBJDY	TX	1021
107	SABRINA MAREE GUERRERO CHRISTOPHER COLLINS	Travis	78726	VXX5552	TX	1003



CENTRAL TEXAS REGIONAL  
MOBILITY AUTHORITY

## CTRMA Prohibited Vehicles

108	MARIE ANN MARTINEZ	Coryell	76522	VZH7345	TX	966
109	ERIC EINAR OSTERHOLM	Travis	78653	NCF6353	TX	1181
110	STEPHEN GOODRICH	Williamson	78642	TYR8257	TX	1056
111	CHRISTOPHER RAY VEGA	Williamson	76537	RTG4334	TX	294
112	IRVIN EUGENE NEELY GENEVIEVE NEELY	Potter	79108	RCK1928	TX	1293
113	ANTHONY LEE RAY BECKHAM ISIS OLGA BECKHAM	Williamson	78641	VZH3254	TX	907
114	MICHAEL SALINAS	Williamson	78626	LGT2682	TX	418
115	LEONARDO ANIBAL RIVERO	Travis	78753	DSH3277	TX	351
116	SANDRA HEARNE	Llano	78639	9SHYJ	TX	1016
117	SANDRA MARIE MATHIS	Williamson	78641	WJB4618	TX	1035
118	SKINNER TRANSPORTATION INC	Travis	78721	R652122	TX	279
119	LEONARDO CASTILLO RASGADO	Caldwell	78616	WCS7118	TX	820
120	LISA COLLIER	Williamson	76537	SJK6321	TX	1201
121	JORDAN LAMAR GOLD	Williamson	78641	WFJ0888	TX	868
122	HUNTER PAUL LAWLESS	Travis	78645	NXW4829	TX	373
123	MADELIN VALDES GARCIA	Williamson	78664	WCB6273	TX	414
124	ANDREA NICOLE COOPER SAULO COOPER	Williamson	78613	RYX2931	TX	919
125	STEPHANI C KENNY VELASQUEZ LSE	Travis	78660	VNZ8652	TX	211
126	JUAN VALENCIAQ	Travis	78653	NTV4879	TX	487
127	KLEENSITE	Williamson	78628	1M97264	TX	399
128	KASSANDRA LEANN CASTILLO	Travis	78752	VXP8964	TX	1146
129	NATHANIEL ARCHER	Hays	78610	PLX8408	TX	240
130	ROSE ANGELA RODRIGUEZ	Travis	78735	TLL1806	TX	1008
131	DENNIS VELEZ JULIETTE TORRES VELEZ	Williamson	78642	GS02FZ	TX	404
132	LORETTA SHARAI WHISENANT	Cherokee	75766	VYB8376	TX	944
133	CALEB AHMAD KEY	Williamson	78641	VDF5731	TX	1045
134	KEITH C MARSHALL BUFFINGTON	Williamson	78613	WCC5496	TX	935
135	JOCELYN BYRD	Lubbock	79424	SJR9704	TX	923
136	LAURO R TOLEDO TRUCKING LLC	Hays	78640	1N30933	TX	246
137	JESSY RAUNEL PEREA JYMMY WILLIAMS PEREA	Hays	78640	RNM4289	TX	339
138	TIMOTHY GRINER	Williamson	78642	WFG8007	TX	974
139	GEOFFREY JANSEN	Williamson	78641	PTN2203	TX	773
140	JESSICA NICOLE MORIN	Travis	78754	SPG1794	TX	1333
141	ANGELA ALBA	Williamson	78665	SYS4418	TX	301
142	AARON CHASE LILES	Travis	78645	WFG2838	TX	733
143	EDMUNDO MACIAS II	Williamson	78664	RWX9508	TX	333





CENTRAL TEXAS REGIONAL  
MOBILITY AUTHORITY

## CTRMA Prohibited Vehicles

144	WILLIAM BRADLEY SUMRALL	Williamson	78641	VYX0480	TX	869
145	YORJANY SERRANO RODRIGUEZ	Williamson	76537	WCC3943	TX	907
146	HERMILO ARRIAGA FRIAS	McLennan	76705	LSM7128	TX	434
147	CARLOS A BLANCO GUTIERREZ	Bastrop	78621	VJF6394	TX	1220
148	JOHN P RUBIO	Travis	78653	NY4496	TX	273
149	KIRK DILLON CAMPBELL	Hays	78640	RLC6292	TX	379
150	TY KEJAUN WASHINGTON	Bastrop	78602	VMD8247	TX	975
151	SERDAR KULUMAN	Bexar	78223	WHT5787	TX	906
152	JASMIN ROBINSON	Bell	76542	VNX2896	TX	832
153	ADRIANA CROPPER	Travis	78759	RSX9445	TX	273
154	STEPHANIE STANFIELD	Bastrop	78602	TLY2804	TX	570
155	STACI KILPATRICK	Williamson	76574	JG18F	TX	468
156	SIDDHARTHA KHODOUR	Williamson	78641	TRG8635	TX	974
157	LEONARD ARAMID VAZQUEZ-RAMOS	Williamson	78641	VWN9199	TX	844
158	PFAST LANE TRANSPORT LLC	Travis	78660	WDF0017	TX	960
159	SHELIA LYNN HOLMES	De Witt	77954	NGB1158	TX	415
160	KAYTLYNN ABIGAIL GARCIA	Travis	78745	WCT8317	TX	1146
161	CASEY LEE COOK CATHERINE PHYL WATTS	Williamson	78613	VWG2327	TX	892
162	ORLANDO JARAMILLO	Coryell	76522	RRY3809	TX	422
163	CHARTER COMMUNICATIONS LLC	Travis	78753	015508N	TX	281
164	JOSE M PONCE MORALES JUANA MARINA YANEZ-TORRES	Bastrop	78612	TBD5763	TX	531
165	CHRISTOPHER ZANE MARTIN	Comal	78070	VWN6670	TX	878
166	JENNIFER LYNN URBAN WAYNE WILLIAM GLASGOW	Williamson	78641	STR4825	TX	919
167	GABRIEL ALCUDIA-MENDOZA	Caldwell	78616	NFP6318	TX	226
168	JIMMY EUGENE CARR	Travis	78752	SJL3555	TX	399
169	DIANA M DEJESUS	Travis	78724	STK9904	TX	1067
170	CHARESE YVONNE COKLEY CHASE RICHARD COKLEY	Williamson	78665	NNL2537	TX	402
171	TALIYAH ZYANE BROOKS CREAMELLE FAYE RHODES	Dallas	75216	WBV4087	TX	789
172	PATRICIA DENE THOMPSON	Matagorda	77465	TXJ1042	TX	698
173	STEFANIE TENEIL NEALY	Travis	78653	WFS6523	TX	1114
174	WALTER LAMONT HOLBERT	Williamson	78641	VXP3698	TX	925
175	CARLOS DANIEL SANCHEZ TAMAYO	Travis	78617	KL67495	TX	405
176	VIVIAN V ZAMBRANO SOCCORSO	Brazos	77845	WCX3862	TX	984
177	SARA LEANNE HARRIS	Caldwell	78616	MSV6765	TX	529
178	PABLO SANCHEZ MORALES	Hays	78610	VJN4921	TX	340
179	BENIGNO MORIN PALOMO MA L ZAMARRIPA-GAMEZ	Bexar	78207	CJN1842	TX	888



CENTRAL TEXAS REGIONAL  
MOBILITY AUTHORITY

## CTRMA Prohibited Vehicles

180	BRSM LVIV INC	Hays	78610	WDT6162	TX	1000
181	NOE RODRIGUEZ	Bastrop	78602	VXR8903	TX	926
182	NATALIE BYRD	Williamson	78642	FRR6564	TX	257
183	DAVID GARZA JR	Williamson	78642	WGW5178	TX	842
184	JOSEPH ALLAN MITTCHELL	Williamson	78665	SRS4216	TX	213
185	JANIER RAMOS DOMINGUEZ CARLOS DOMINGUEZ GONZALEZ	Travis	78741	WFS8184	TX	949
186	SMITH CONTRACTING COMPANY	Travis	78728	VYF8614	TX	514
187	SKINNER TRANSPORTATION INC	Travis	78721	R652002	TX	239
188	NAKIBA LEEANNA MILLER	Williamson	78634	JDJ3534	TX	312
189	ADRIANA IVETH BARRIGA	Travis	78653	MRT0151	TX	509
190	MICHAEL SHAE DUNLAP	Bastrop	78602	VMD8084	TX	571
191	JANNESSA ROMAN	Bexar	78244	RFT1057	TX	877
192	ARROYO SECO CONSTRUCTION INC	Bastrop	78612	SHC4202	TX	287
193	WILLIAM LEE SUTMAN	Grayson	75090	RSF9125	TX	912
194	AKYIA DAQUEL LEE DONELL ALEXIS BARRIERE	Travis	78660	WDJ8231	TX	1024
195	SAMUEL JONES	Travis	78724	WGC8843	TX	805
196	KYLE S COOK	Williamson	78641	VGH2228	TX	657
197	JDA DELIVERY LLC	Bastrop	78612	TNY9235	TX	326
198	RAMIRO RAY GRANADOS	Travis	78721	WGY4982	TX	1196
199	EUGENE M JACKSON JR	Brown	76801	WKC5273	TX	891
200	AUSTIN POOLS LLC	Travis	78734	TZH4080	TX	846
201	CALVO MOTORSPORTS LLC	Travis	78728	MKJ2510	TX	564
202	ALEXANDER GONZALES	Travis	78749	NWN7424	TX	382
203	AERO DISHAWNE COLLINS	Travis	78660	WFH8537	TX	1019
204	JORDAN DANKS	Williamson	76574	MGN5253	TX	302
205	CRITTA CATHRYN TAYLOR	Williamson	78634	NCL1926	TX	430
206	CORETTA J FIELDS-ACHU	Williamson	78641	WKF1026	TX	874
207	STANLEY ANDREW ROSS, JR	Travis	78744	LVM1133	TX	628
208	BRITTNEY NICOLE FERGUSON	Bastrop	78621	WDC4075	TX	1001
209	PETER ROCHON NICHOLS AUSTIN PARTY BUS RENTALS	Travis	78726	U44411	TX	309
210	DON JAMES LENOIR	Cottlin	75023	NYS0474	TX	871
211	MICHELLE DIANE MERSIOVSKY	Williamson	78642	RFP2743	TX	499
212	ANGELICA PENA KIMBERLY MICHELLE PENA	NULL	78549	VWX4563	TX	525
213	THESIA BLACK	Williamson	78665	GS16FM	TX	426
214	ANGEL ANTONIO RUIZ	Travis	78617	VTC9731	TX	894
215	BRITNY ANITA DENNEY	Williamson	78664	VFS9243	TX	641



CENTRAL TEXAS REGIONAL  
MOBILITY AUTHORITY

## CTRMA Prohibited Vehicles

216	ROBERT JAMES LATTA JR	Bastrop	78650	RBW0501	TX	324
217	MATTHEW WILLIAMS	Williamson	78641	TWL8104	TX	845
218	JUAN MORALES	Hays	78640	RTL3264	TX	358
219	AXEL F GONZALEZ LOPEZ	Travis	78728	SJL1911	TX	867
220	DOMINIC ANTHONY AGUILAR	Williamson	78641	WDR7406	TX	807
221	ASHLEIGH JASMINE DILLON	Travis	78724	TGM5581	TX	600
222	JERRY ALAN SCHAFER BARBARA SCHAFER	Williamson	78641	FVX6389	TX	853
223	AKILAH IMANI DEBOISEBEY	Williamson	78680	PVN4039	TX	266
224	MARCUS ANTHONY LOPEZ	Travis	78617	SXF7080	TX	569
225	JUAN DEDIOS VILLATORO	Travis	78723	HPF0205	TX	288
226	MICHAEL ANTHONY GONZALES, JR	Travis	78660	SVW5033	TX	785
227	LOURDES RODRIGUEZ	Bastrop	78602	TZZ1945	TX	714
228	ORA NICOLE SORRELLS	Bastrop	78621	VTN4682	TX	1162
229	LATASHA JERONA WARREN	Williamson	78634	MMY3095	TX	252
230	TAYLOR DIONNE DENTON GREG PAUL DENTON	Travis	78748	RBW8448	TX	405
231	KAZIQUE JELANI PRINCE	Travis	78724	WGY5035	TX	956
232	ALICIA MARIE HERNANDEZ	Travis	78653	STN4824	TX	917
233	DIOELVIS ESCALANTE CALA	Travis	78741	SPV9840	TX	520
234	DENNIS LEE ROBERTS	Travis	78660	GL38XG	TX	280
235	TERRILL TERENCE WILEY	Williamson	78664	NRZ1104	TX	232
236	JENNIFER ALICIA WALTON	Williamson	78641	WCD8794	TX	757
237	XENIA GRICEL MARTINEZ MEDEROS	Caldwell	78616	LZL5561	TX	339
238	RODERICK LAMONTZ GRANT	Travis	78741	LKL4051	TX	932
239	EFRAIN OSORIO-ESPINOZA	Travis	78753	WCS4523	TX	827
240	EMILY GRACE RALPH	Williamson	78613	TYV9258	TX	860
241	JAMIANNE IRENE FRANKS	Williamson	78642	VRV4262	TX	735
242	EDDIE ADRIAN MONTALVO	Williamson	78634	RFP1606	TX	338
243	EVELYN MORRIS	Travis	78645	SCG4230	TX	260
244	LUIS ANGEL ESPINOZA PEREZ	Williamson	78613	VYD8361	TX	757
245	ALBINO SERRATO SIFUENTES	Williamson	78642	TDZ6328	TX	752
246	MICHAEL ORTIZ	Burnet	78605	BGS8845	TX	555
247	DENNIS GRIFFITH	Hays	78640	8VBVG	TX	379
248	TRAVIS COUNTY C/O PURCHASING	Travis	78701	RLG0665	TX	794
249	SARAH ELIZABETH MONTES RICKY LLOYD MONTES	Williamson	78642	VZV8789	TX	297
250	ELITE CEMENT TRANSPORT LLC	Bexar	78233	1M37618	TX	241
251	JALYNN A WILLIAMS	Williamson	76537	VBG5941	TX	430



CENTRAL TEXAS REGIONAL  
MOBILITY AUTHORITY

## CTRMA Prohibited Vehicles

252	JEWEL NATARAJAN	Williamson	78613	VCB4570	TX	253
253	JIMMY RENEE SOLIZ	Travis	78617	LWZ1117	TX	237
254	GUSTAVO ANDRADE DE JULIAN	Travis	78617	WCT7089	TX	864
255	JEANNE YVONNE LANDERS MELANIE JO PERRY	NULL	88210	NRM7611	NM	431
256	AUTOBUSES RAMIREZ LLC	Harris	77429	T85792	TX	238
257	KENNETH CHANCE LAMPKIN	Hays	78640	MTX6746	TX	340
258	RONALD I OSEGUEDS	Hays	78610	104B746	TX	203
259	THOMAS HORACE POLLEY HILLARY ANNE POLLEY	Bastrop	78612	PPM5571	TX	299
260	SHAUNTRICE DANIELLE HILL PATRICE M WINBUSH	Bell	76542	KJZ9054	TX	469
261	ROGER L WECHSLER	Travis	78660	BSK2560	TX	227
262	ALEXANDRA OVIEDO	Bastrop	78621	PYB7450	TX	297
263	LAWRENCE LEE BOWIE JR	Travis	78660	WBS6290	TX	981
264	SARA YASMIN SOLANO DANIEL JOHN NIXON	Travis	78753	VYV2186	TX	818
265	GINGER GRIMM	Williamson	78641	PNN0633	TX	808
266	JAMES MICHAEL BERUBE	Llano	78639	CZG1376	TX	603
267	ALEXIS HOKANSON	Williamson	78681	VBG5382	TX	242
268	JENNA LEIGH SACKETT (LESSEE)	Travis	78745	VSZ3289	TX	816
269	RICARDO VALLE REYNOSO ANTONIO JULIAN DIAZ	Bastrop	78621	WCB4748	TX	529
270	EDNA JACQUELINE SUAREZ	Bexar	78258	MXJ1908	TX	472
271	HERMIN ANTONIO APONTE BORGES	Williamson	78681	SMY3078	TX	329
272	GUADALUPE TOBIAS SILVIA TOBIAS	Williamson	78615	NCN1363	TX	505
273	RAFAEL YUNIOR GUERRERO RIERA	Travis	78744	VBP2485	TX	668
274	NICHOLAS JOSEPH GIOVINAZZO	Williamson	78641	NXJ4007	TX	632
275	JOHN CARLOS VILLEGAS	Harris	77095	R667962	TX	222
276	ANTHONY MIGUEL ALVAREZ VICTOR HUGO ALVAREZ	Burnet	78611	RHZ5179	TX	379
277	ROY ALLAN SHOULDERS	Williamson	78641	VJJ7187	TX	606
278	RUDOLPHO ARMANDO RODRIGUEZ	Williamson	78641	VS80740	TX	456
279	SHEQUANA SHANEE HUGHES	Williamson	78641	VLC7315	TX	589
280	CASSANDRA ANN MENDIETA	Travis	78660	WFM3964	TX	794
281	ERIK BUD-SHANTEE URDY	Williamson	78664	SFR3198	TX	267
282	CALEB PATRICK OGORMAN	Travis	78702	WCS8131	TX	884
283	JESSE ALBERT MUNOZ DOLLYE HENRY ALSTON	Travis	78724	RWV4660	TX	270
284	FLOR PINEDA EDWIN PINEDA	Bastrop	78612	WCT8148	TX	821
285	JOSE LUIS GONZALEZ LICEA	Travis	78724	TKD6704	TX	746
286	ISAAC GARCIA DEL TORO	Travis	78744	PZB1600	TX	314
287	CARALINE JANE HARRIS	Williamson	78641	VVK9348	TX	696





CENTRAL TEXAS REGIONAL  
MOBILITY AUTHORITY

## CTRMA Prohibited Vehicles

288	SWOLDIERS, INC.	Williamson	78641	RRT0267	TX	569
289	CARLOS MARTINEZ VELAZQUEZ	Travis	78758	VPJ8387	TX	252
290	JONATHAN FRANCO VILLEGAS	Travis	78660	VTW0985	TX	486
291	MIKHAIL SHOYKET	Harris	77074	WBC8695	TX	835
292	ALEX DENISON	Bell	76542	VFS7614	TX	219
293	CHRISTINA RIOS	Travis	78660	PWB6075	TX	433
294	DEMISHA DANIELLE BOWEN CORLIN DERIC BOWEN	Harris	77530	TSP3259	TX	833
295	RAYMOND EUGENE FRANKLIN JR	Travis	78754	RPK0699	TX	424
296	DILLEN DURBIN RICH	Travis	78645	VRV5071	TX	678
297	LILIANA LOPEZ VICTOR OCT ESCOBAR-HERNANDEZ	Travis	78752	RFF3255	TX	319
298	LEIGHA ANTOINE FRESCH MATHEW ALIES ESQUIVEL	Bastrop	78621	VXR8847	TX	884
299	KANEITRA JANAE WARD	Travis	78744	VBW1260	TX	393
300	CAMERON LANE DYBDAHL	Williamson	78729	SSW5431	TX	374
301	JOHN MICHAEL CHRISTMAN	Travis	78703	VPR5871	TX	587
302	CHRISTOPHER RUIZ	Travis	78752	RLF2480	TX	319
303	JESSICA WARREN MIGL	Williamson	78642	SJL4135	TX	775
304	CHRISTOPHER ARELL DORSEY	Nueces	78413	DMC4101	TX	693
305	LOR TAMBUE	Travis	78660	JYP8142	TX	470
306	BYRON TREMAYNE JUNEAU	Williamson	78615	SBX7918	TX	227
307	JEAN ANDREE SEMPE	Williamson	78665	SNB4413	TX	538
308	CESAR STEVEN ARCE LEMUS	Travis	78660	1N16320	TX	210
309	BRANDON SALINAS	Travis	78749	PSM0523	TX	266
310	TAMMY MORAN	Bastrop	78602	PCC0694	TX	233
311	NOLAN RAY QUENOMOEN	Burnet	78605	BFG7006	TX	657
312	ALEJANDRA MARTINEZ	Williamson	78681	THM6113	TX	219
313	HARRY HANCOCK DRYBURGH	Travis	78704	SBG1331	TX	278
314	LUCYANA RAE DELAFUENTE	Hays	78640	SVW8477	TX	781
315	JOSE CRUZ VAQUERA	Caldwell	78616	PPM9504	TX	473
316	LUCRECIA OSCAL VARGAS KARINA MICHELLE CHAJON	Travis	78724	RHW1293	TX	315
317	ADRIANNA NICHOLE TREJO	Travis	78724	SPC8677	TX	339
318	JACE CRISTON DAVIDSON	Williamson	78634	SJS0234	TX	514
319	WESLEY JAMES TANKSLEY	Williamson	78681	MGY3723	TX	215
320	ARTURO MALDONADO	Hays	78640	FBF5998	TX	206
321	ELTON LOUIS NOVELL HARRIS	Travis	78660	VTB5866	TX	814
322	ANISSA DAWN SALAZAR	Williamson	78613	SJK6191	TX	233
323	JAMES NEWBURY	Travis	78753	LZP5008	TX	590



CENTRAL TEXAS REGIONAL  
MOBILITY AUTHORITY

## CTRMA Prohibited Vehicles

324	ORALIA CORONILLA	Travis	78617	NRM8725	TX	379
325	YOLANDA LEIJA	Travis	78752	TWN5814	TX	640
326	JACOREI DEADRE WILSON	Travis	78751	WCC6894	TX	716
327	CHARLES DANIEL SMITH MOJAVER MARYAM TAVASSOLI	Caldwell	78616	VLC2401	TX	749
328	FERNANDO DARIO HEMKES ELLEN ADDISON HEMKES	Williamson	78681	TLL5524	TX	358
329	RUBEN BECERRA	Hays	78666	WFB1516	TX	846
330	STAR EXCAVATIONS LLC	Williamson	78626	TFM6961	TX	189
331	WILLIAM HOWARD HAWKINS JR LA'GERMANY ANN HAWKINS	Coryell	76522	RPH6594	TX	684
332	DONALD WHITE	Travis	78744	VXR8901	TX	1024
333	KIMBERLY CARNLINE	Travis	78660	MHB7975	TX	311
334	STANLEY ARTHUR HARRIS	Travis	78734	WCD9907	TX	627
335	JOHNNY MORONES	Williamson	78683	WFH2831	TX	742
336	DIANA KING FREE	Williamson	78634	RNK0951	TX	295
337	BRYCE RANDALL THURSTON	Travis	78617	WCC2292	TX	770
338	MICHELLE RENEA GOLOB	Williamson	78634	WCD7811	TX	731
339	CLAY ERIC GOEHRING JAMIE MICHELLE GOEHRING	Burnet	78611	VPR6265	TX	624
340	ARDEN RAYE DEIBERT	Williamson	78641	BBYP0NY	TX	589
341	ARNOLD OIL COMPANY FUELS LLC	Travis	78702	R454588	TX	189
342	EDWIN JAVIER TORRES	Williamson	78664	VXS0829	TX	312
343	WILLIAM PAUL TAYLOR	Williamson	78641	WFS5150	TX	735
344	ETHAN GOVEA	Travis	78653	WCT6391	TX	815
345	EMMANUEL CASTRO RAMIREZ	Williamson	76574	VNY0176	TX	252
346	CIPRIANO ALVARADO	Hays	78640	RCR4829	TX	223
347	PEDRO TORRES-GUTIERREZ	Hays	78640	MXR3216	TX	238
348	MARCO ANTONIO BORREGALES	Hays	78610	NGC1774	TX	283
349	JOWEL ALBERTO WALLACE ROWE	Travis	78653	NGB9780	TX	259
350	TAMARA BROWN	Williamson	76537	TLL6129	TX	352
351	JAIMIE NICOLE MAUVAIS	Williamson	78729	VSP0373	TX	749
352	ALANAH MARIE FORD	Travis	78730	WFS9534	TX	771
353	BILLIE JOHNSON	Williamson	78613	CL4N834	TX	286
354	MARIA LOPEZ PENA DAVID PENA HUAPILLA	Travis	78724	SDG5609	TX	237
355	ASHLYN MONET PRATER	Travis	78745	TYN7660	TX	661
356	SANDRA LEZAMA BAQUEDANO	Travis	78753	TBC8188	TX	744
357	CRYSTAL LOZANO LUIS ANTONIO GARCIA JUAREZ	Travis	78723	WCT8158	TX	737
358	GRACIELA RODRIGUEZ JENNIFER BENITEZ RODRIGUEZ	Travis	78617	RYW2917	TX	302
359	ALEJOS GUTIERREZ	Hays	78640	PXB0837	TX	262



CENTRAL TEXAS REGIONAL  
MOBILITY AUTHORITY

## CTRMA Prohibited Vehicles

360	JULIO BEIZA JR	Travis	78753	VVM4546	TX	754
361	BRETT NELSON	Williamson	78664	SFR2972	TX	268
362	BRYAN RAMIREZ HERNANDEZ YANELI LIZBE RAMIREZ HERNANDEZ	Travis	78660	SPW9104	TX	235
363	RIO GRANDE VALLEY LEASING	Hidalgo	78501	VWD3427	TX	740
364	JESUS FERNANDO OVIEDO	Travis	78724	WFH9560	TX	806
365	ANGEL SANCHEZ NANCY AYDE GALVAN TORRES	Travis	78753	SDH3102	TX	370
366	IZABELLA MONTANNA	Williamson	78664	WFH1926	TX	695
367	MITIYAAH WILMA-MICHEALE CARTER LATOYA SMITH-POLYNICE	Williamson	78641	VYX5707	TX	704
368	SACHI MUTLURU	Williamson	78717	JNX3796	TX	319
369	GLENN SIMMS	Travis	78660	WCF2044	TX	438
370	REBECA CONSEPCION GUERRERO	Travis	78702	SHC5380	TX	228
371	EDUARDO HINOJOSA JR	Travis	78744	NXM3802	TX	468
372	ALMA CRISTINA TERRAZAS	Williamson	78642	WCB6497	TX	684
373	MARQUEZ TERREL PAXTON	Williamson	78665	VNY1935	TX	616
374	ANTONIO ALMENDARIZ OCHOA	Travis	78719	PZB5328	TX	261
375	BENITO ARCENIO ARREDONDO JENNIFER LEIGH ARREDONDO	Williamson	78641	VVZ9049	TX	708
376	JASON DEAN MORENO	Caldwell	78616	WHT2260	TX	708
377	SPENCER PAUL PENNINGTON	Williamson	78641	SHC5493	TX	630
378	CHRISTINA VENCES-ARRIETA	Hays	78640	WCT4251	TX	745
379	MARTHA WALQUIST	Harris	77389	RWW7051	TX	434
380	DIANE ISAURA DE LA GARZA	Williamson	76574	WCC6660	TX	794
381	TANYA MARTINEZ SAENZ JACOB DANIEL SAENZ	Williamson	78634	VVK9703	TX	725
382	JESSICA ARELLANO	Travis	78753	RHV8013	TX	651
383	JOSHUA EMMANUEL TURNER	Hays	78610	WDT5184	TX	664
384	TRACY ANN SMITH MICHAEL ANTHONY SMITH	Travis	78721	NYZ3754	TX	274
385	ALYSSA HANNAH MCKOWN JOSHUA JOSEPH DAVIS	Travis	78660	VCY1219	TX	623
386	MARTIN MORENO RODRIGUEZ	Travis	78660	PCJ3557	TX	327
387	MATTHEW RAY CANFIELD	Jasper	77612	DSS5544	TX	545
388	ROSA ISELA DELGADO	Hays	78640	NCS3452	TX	485
389	CARLOS AGUIRRE NINFA AGUIRRE	Harris	77099	SVG4313	TX	507
390	TOMAS FLORES	Travis	78744	RYW1108	TX	248
391	CINTYA LOURDES PETERSON TROY MARTIN PETERSON	Williamson	78628	VBR0961	TX	674
392	NEAMIAH MARTINEZ	Caldwell	78644	SLM2292	TX	501
393	SHANNON NICOLE HARRIS	Bastrop	78602	WCB5703	TX	823
394	BRENDA MEJIA FRANCISCO ANTONIO MELENDEZ	Travis	78744	LVL8283	TX	311
395	RYAN ACORD	Hays	78640	LGX3847	TX	510



CENTRAL TEXAS REGIONAL  
MOBILITY AUTHORITY

## CTRMA Prohibited Vehicles

396	ORBELLUDIEL JARAMILLO PEREA NANCY SARAHI PEREZ ESTUDILLO	Hays	78640	TJW2246	TX	318
397	SPLASH TRANSPORT, INC	Travis	78728	VYB3912	TX	415
398	ALFREDO CASIANO IV	Williamson	78642	VPH5565	TX	615
399	TYLER PEYTON STONE	Guadalupe	78155	NLJ3668	TX	318
400	QUINCY ALLEN SWIST	Travis	78741	THZ5096	TX	533
401	MARIA ROMANA GARZA SANCHEZ	Hays	78640	VYR7491	TX	245
402	AUDREY LYNN ROJAS	Hays	78640	PLV9020	TX	238
403	ROBERTO VASQUEZ MARTINEZ	Bexar	78221	TFY5177	TX	302
404	ACTION GYPSUM SUPPLY LP	Harris	77040	1N51177	TX	331
405	ANTHONY SEGUNDO OCHOA GUILLEN	Williamson	78681	WGW3607	TX	621
406	JASON TODD HARRIS	Williamson	78613	WBZ2099	TX	741
407	MICHAEL LYNN RICHARDSON JR	Travis	78750	PPF7226	TX	268
408	MATTHEW SHANE HARTON HEATHER HARRISON HARTON	Lampasas	76550	HSB5591	TX	259
409	ANDREW OCTAVIO CASTANON	Harris	77041	NHS4489	TX	521
410	DELFINA OLIVIA COTZAJAY GUZMAN	Travis	78758	RRY2945	TX	265
411	CAROL ANN WHITEHOUSE	Burnet	78605	1TJTN	TX	269
412	NOAH ANDREW WATSON-VICTORIAN	Williamson	78626	VBR2847	TX	428
413	ANDRES GARCIA LANDAVERDE	Bastrop	78612	PFX9700	TX	213
414	JAZLIN BELLA GRACE COLLINS DAKOTA DEAN SULLIVAN	Williamson	78642	VPK5334	TX	704
415	JOSEPH BRINKLEY	Williamson	78664	CSG2826	TX	208
416	YAHAIIRA VAZQUEZ SANTANA	Williamson	78626	MTB5989	TX	683
417	CLINT AUDWIN BERRY	Williamson	78664	SLL0577	TX	713
418	AMBER M SMALL	Travis	78725	WGY9555	TX	808
419	JUANA MENDOZA	Travis	78660	PWB8556	TX	311
420	BLAKE GENE ROGERS	Travis	78757	VKY9504	TX	242
421	LASHAI UNIQUE GEETER	Williamson	78665	WCD9345	TX	607
422	TRAVIS COUNTY C/O PURCHASING	Travis	78767	RLG0660	TX	517
423	SERDEITREC QWYNTELL LANGHAM	Williamson	78641	WFH1385	TX	547
424	RICARDO VAZQUEZ LOPEZ	Travis	78744	FVY6212	TX	250
425	RYAN C SAUNDERS JOVITA LOURDE MANCEBO-SAUNDERS	Williamson	78642	TRX4319	TX	609
426	JOSE ANTONIO CASTRO REYES	Travis	78758	VMG1317	TX	367
427	DASMINE DEVION RIGGINS SR	Travis	78723	WHL2405	TX	852
428	ROSALBA JIMENEZ HERNANDEZ	Bastrop	78621	PXX1904	TX	601
429	MICHAEL CHARLES JENNINGS	Hays	78610	PJH5513	TX	220
430	LANDONNCHE M WIMBERLY	Travis	78653	WDT1075	TX	742
431	EMILY SKY HERNANDEZ	Williamson	78642	PGF6789	TX	668





CENTRAL TEXAS REGIONAL  
MOBILITY AUTHORITY

## CTRMA Prohibited Vehicles

432	GRACE LYNN MCFADDEN	Williamson	78681	TJW5678	TX	417
433	RICHARD DEAN CAMACHO BALAJADIA	Williamson	78633	WDC5357	TX	631
434	CLAUDIA P GUTIERREZ VELASQUEZ	Travis	78744	VVL7041	TX	643
435	VALARIE ANN GIBELLINA	Williamson	78642	VFL5384	TX	714
436	PAUL ROGERS	Hays	78640	VBK6409	TX	536
437	TYREE VONTRAE MACKEY	Hays	78640	MXR2052	TX	311
438	CORY LARSON	Bell	76504	RJL1792	TX	312
439	EMILY MALDONADO RYU ROSENDO MALDONADO	NULL	76550	WCK3627	TX	624
440	JOHN ERNEST JUNIOR MAXWELL	Travis	78752	WCC4729	TX	765
441	JAZMIN OLIVIA TORRES-GOMEZ	Bastrop	78612	VVL6731	TX	638
442	DERRELL RAKEEM LEE	Coryell	76522	TRX9257	TX	558
443	DAVID REAGAN NAYLOR	Burnet	78605	WHY4609	TX	631
444	STACY ROBERTS	Bexar	78222	KXX9810	TX	281
445	COREY JOHNSON	Williamson	78642	GDW5972	TX	460
446	ALEXEIS CABRERA ALMAGUER	Travis	78745	PFP6121	TX	478
447	JOSEPH ADAM RAMON RAMSEY NICOLE PEREZ	Williamson	78642	WFS5066	TX	601
448	LEFFER ROSS RAMEY	Bastrop	78621	FPJ0704	TX	193
449	JOSE REMAUD LOPEZ	Caldwell	78616	NBL2444	TX	336
450	MAYTE CAROLINA RAMIREZ	Hays	78640	TLM2833	TX	579
451	BRIAN LEE LEONARD DANIEL LEE LEONARD	Travis	78704	TGN7688	TX	203
452	JUAN ANTONIO ZARATE JUAREZ	Williamson	78633	JMD5324	TX	217
453	GILBERT RYAN RENDON	Hays	78640	SCY9497	TX	268
454	SHERIDAN L BRADBERRY	Williamson	78664	JNB3989	TX	262
455	JOSE EDUARDO GARCIA HERNANDEZ	Bastrop	78612	VXS7194	TX	664
456	JESSICA D SANDERS	Bastrop	78602	PPM9014	TX	644
457	ROSA LAURA ARGUEYO-ALONZO	Travis	78724	KLF3959	TX	256
458	MARIA DELREFUGIO TAPIA AZIEL TAPIA JR	Bastrop	78612	HFH2759	TX	405
459	TARA ANN GILLESPIE	Travis	78757	TGN5226	TX	132
460	ASMAA SIFUENTES	Travis	78748	PGP8283	TX	231
461	JESUS PUENTE III DBA JPIII TRUCKING	Wilson	78121	1N48362	TX	184
462	JACOB ANDREW ROCHA CASEY SOMMER ROCHA	Williamson	78641	GW22MJ	TX	694
463	DARIUS HUNTLEY-MOBLEY	Williamson	78717	LMJ3441	TX	521
464	BARBARA J SWEED	Travis	78745	BNX7360	TX	527
465	DUSTIN MICHAEL SHAFFER	Williamson	78613	VSF1347	TX	644
466	SANTINO TRINIDAD CASTANON	Travis	78748	NCF5596	TX	212
467	TRYSTEN TYLER KINCAID CIERRA ASHLEY KINCAID	Williamson	78628	WCB3054	TX	560



CENTRAL TEXAS REGIONAL  
MOBILITY AUTHORITY

## CTRMA Prohibited Vehicles

468	ALJANEER ISAAH CRUZ	Travis	78741	WCB6974	TX	682
469	OMAR EDGAR GARCIA ORDONEZ	Travis	78731	HCF3695	TX	238
470	JOSE LUIS SEGURA-MALDONADO	Travis	78741	SVJ9731	TX	291
471	ERIKA VERETTE STEELE MCKANE NELSON STEELE	Lampasas	76550	VBV1593	TX	518
472	RUBICELDA JAIMES LOPEZ EBERARDO JAIMES ARROYO	Bexar	78233	LMP5005	TX	280
473	LETICIA CELESTE REYNA	Williamson	78613	WBN0886	TX	539
474	FLOR ALONSO	Travis	78653	NTX6550	TX	407
475	EDUARDO BRYAN GONZALEZ	Travis	78744	VCY1360	TX	486
476	JHEQUAY JERRION CHRETIN	Bastrop	78602	WCV1781	TX	654
477	LAURA AGUILAR PATRICIA ARZOLA NUNEZ	Travis	78724	WCT6164	TX	860
478	BLANCA E GUTIERREZ OROZCO	Travis	78660	WGY4896	TX	628
479	TERRELLE OWENS	Travis	78653	SML1258	TX	325
480	BRENDA LIZETH LOPEZ SANCHEZ	Travis	78753	SVW6850	TX	414
481	KORIE LAMONT FRANKLIN	Williamson	78642	VSP9444	TX	529
482	KADEN BLAKE PATTY	Williamson	78717	VVL4792	TX	552
483	YOVANI A PORTILLO LOPEZ	Travis	78719	VKX8252	TX	500
484	EMILY YASMIN TORRES ABEL TORRES JR	Williamson	78641	WDT1602	TX	641
485	SELINA K GONZALEZ-CASTORENA	Williamson	78634	JWH3044	TX	194
486	CANDICE DANN SWAIN	Travis	78730	SPW4741	TX	240
487	MARKELL DESHON RANDLE	Coryell	76522	VNJ4817	TX	491
488	DIEGO ANDRES OLALDE	Williamson	78628	TCN8356	TX	257
489	YESSENIA BRITO	Travis	78750	RTM0877	TX	509
490	AALIYAH NICOLE MAYS	Bell	76541	SRS4700	TX	597
491	REBECA ILEANA GARCIA MOLINA	Travis	78744	VJG6661	TX	670
492	SHAPALE SHANI COLEMAN	Williamson	78641	VXP8114	TX	543
493	JOHN THOMAS WILLESS	Williamson	78664	JGH9476	TX	277
494	ROBERT DEWEY SHAW	Travis	78749	DLD8213	TX	459
495	ROLANDO R LOPEZ ASHLEY L CLAYTON	Williamson	78644	RWV0332	TX	268
496	PEDRO RODRIGUEZ SR	Caldwell	78655	LVL8422	TX	246
497	CRYSTAL LUELLA FREEMAN	Williamson	78641	WBX9264	TX	527
498	ASHLYNN JAE GARCIA	Travis	78660	VBV4519	TX	506
499	CHAD JUSTYN WILSON	Bell	76513	WFF6682	TX	666
500	YVETTE NAREZO	Bexar	78109	DZM7205	TX	528
501	BOBBY SHELTON HENRY	Williamson	78729	TJY9388	TX	234
502	CAREZMA ELAINE RAYVON BROWN ROSALYN FAYE LYLES	Travis	78724	PLW5790	TX	312
503	BLANCA IRIS CASIMIRA ALDANA	Travis	78660	TJX5372	TX	660



CENTRAL TEXAS REGIONAL  
MOBILITY AUTHORITY

## CTRMA Prohibited Vehicles

504	SHARNAYE L BAILEY	Williamson	78665	SPZ5043	TX	187
505	EDGAR F RAMOS	Williamson	78729	CRW8562	TX	257
506	KASEY NICHOLE HERNANDEZ	Travis	78660	VYV1878	TX	487
507	CHRISTINE BEATRICE TURNER	Williamson	78634	THJ4702	TX	248
508	SCOTT CHRISTIAN MULLER	Williamson	78613	LCC2776	TX	243
509	MUHAMMAD BEN BANNA SAFA ISMAIL	Hays	78610	LHT4524	TX	297
510	THOMAS LEE WHEELER	Travis	78728	TBL1816	TX	228
511	CHRISTOPHER EUGENE BURRIS	Williamson	78641	VYZ1609	TX	560
512	DEDRICK KEITH BRADFIELD	Williamson	78634	SJF1128	TX	272
513	RYLAN NICKOLAUS LAUDERDALE	Williamson	76574	SDH5248	TX	512
514	MELISSA RUTH BEDFORD-GUIDRY	Williamson	76537	SXG4098	TX	229
515	ELIAS JESSE KIDD	Travis	78653	WCD8435	TX	719
516	CIRILO REYES GUERRERO	Hays	78666	TBM6483	TX	277
517	CASEY JAMES ONEAL	Williamson	76537	THJ3666	TX	311
518	APRIL FAVELA	Bastrop	78621	MHC9392	TX	252
519	LESLIE MICHELLE MONTGOMERY	Lampasas	76550	SHP6220	TX	234
520	FERNANDO RANGEL RANGEL	Travis	78724	TGP1547	TX	240
521	CLARISSA AISSA DELEON	Williamson	78681	TPK5116	TX	177
522	ASHLEY ERIN HARDAWAY	Williamson	78642	VVP0553	TX	534
523	LC TAYLOR III	Bell	76542	VTB3341	TX	243
524	DYLAN LEE WATKINS	Williamson	78641	TGM7090	TX	317
525	Samantha Rodriguez	Travis	78744	TCX6134	TX	333
526	ABUNDIO C. REYES	Travis	78741	CBZ3360	TX	511
527	HECTOR NOE CASTRO MEJIA	Bastrop	78621	PJK6099	TX	582
528	ASHLEY NICOLE SCHOLL HEATHER MICHELLE PARMELEE	Hays	78640	MTY0671	TX	190
529	DESIREE N MILLS	Bastrop	78621	7486U70	TX	806
530	SHONNA LYNELLE SCHAEFER CHEYENNE LYNN MAYNARD	Williamson	78634	WDT0896	TX	491
531	SAMANTHA GADSON	Travis	78744	PJB4810	TX	468
532	KATHERYN HIDALGO HERNANDEZ	Travis	78754	KGX0346	TX	255
533	AUBREY EUGENE HOLMES JR	Williamson	78641	VYV1995	TX	520
534	DAVID SALVADOR LEDESMA BRANDY LYNN MARTINEZ	Travis	78660	WGW2327	TX	604
535	BENJAMIN ANDREW THORPE	Williamson	78613	GKY7602	TX	399
536	CRYSTAL HALLO SEGURA	Williamson	78634	VYJ0889	TX	506
537	LIBERTY RENEE BECKERMANN JACOB LEE COUCH	Williamson	76527	NBX6812	TX	620
538	SAMANTHA MARIE KRONE	Williamson	78641	NKY4569	TX	245
539	JERRY BONNET	Travis	78645	LNJ6788	TX	207



CENTRAL TEXAS REGIONAL  
MOBILITY AUTHORITY

## CTRMA Prohibited Vehicles

540	DANIEL ALEJANDRO SALGADO	Travis	78724	MKV4208	TX	258
541	CHRISTINE DIANA RENSHAW	Williamson	78665	WFH1992	TX	498
542	KAREN N GONZALEZ CONTRERAS	Travis	78617	SDG6737	TX	231
543	ANA CHRISTINA ARISTIZABAL	Williamson	78642	NGB1202	TX	261
544	OMAR MARTINEZ POSADAS	Nacogdoches	75946	VSX9142	TX	569
545	LONE STAR REFINISHING LLC	Travis	78724	TBS3464	TX	452
546	RICKY RAY RODRIGUEZ	Travis	78704	VXS8750	TX	685
547	DESIREE C GUANIPA GARCIA	Harris	77379	VCV2691	TX	497
548	ALIANA R. CANTU	Williamson	78729	WDZ9815	TX	590
549	ANTONIO SILVA LOPEZ	Burnet	78654	TSP0822	TX	273
550	ALFREDO DE JULIAN FRIAS	Bastrop	78612	RLF5849	TX	164
551	SHAIANE TAILER HOLMES	Williamson	78641	VYZ0176	TX	592
552	RAMSEY TAYLOR BERRY	Coleman	76834	VJH3679	TX	516
553	CURT JOHN SAUR	Williamson	78641	TJW7252	TX	652
554	CASITA REMEKIA DAVIS	Williamson	78641	TXN5453	TX	622
555	ANDREA JOSEPH	Harris	77429	JDS5648	TX	612
556	EFRAIN AVEJA	Travis	78749	SLK7428	TX	184
557	MARIA QUIAN IRANZO FRANCISCO CRESCENCIO ELENO	Nueces	78415	VJF7655	TX	529
558	KYLE GREGORY GALLOWAY	Bexar	78247	MYC5144	TX	554
559	TRACY LANAE WAGGONER	Hays	78610	SKK2205	TX	413
560	MARI GARZA	Travis	78617	PJL6763	TX	715
561	JAMAL DONTA LEE	Williamson	78664	TLM3512	TX	329
562	AIDEN THOMAS KEENAN	Travis	78731	SNH8935	TX	194
563	KEILA BISAI RIOS	Dallas	75115	SGD4679	TX	366
564	KYLER ARCENEUX	Williamson	78641	NHY2836	TX	553
565	LAUREN ELIZABETH ESHELMAN	Travis	78758	TGM2951	TX	193
566	TALIA VARGAS LOPEZ ELIESER GARCIA MONTERO	Travis	78741	WCC5007	TX	589
567	HECTOR RAUL MENDOZA	Travis	78653	1N33108	TX	217
568	KATHY DENISE ANDREWS JADE DANIELLE BROWN	Williamson	78634	WFS9574	TX	709
569	META READY MIX & HAULING LLC	Travis	78660	WFF8654	TX	333
570	TJ'S TOWING SERVICE L.C. DBA J&J TOWING	Travis	78724	T1228M	TX	463
571	TYRONDA MARILYN POLSTON DANIEL A POLSTON	Williamson	78681	TKN2089	TX	372
572	AMBER MICHELLE FOREMAN	Coryell	76522	SXH7418	TX	321
573	ZACHARIA LEE ENGLAND	Caldwell	78644	THZ7019	TX	246
574	ARMANDO RODRIGUEZ	Travis	78617	RBR3300	TX	234
575	PRISCILLA ANN GARCIA	Travis	78660	WFB3021	TX	632





CENTRAL TEXAS REGIONAL  
MOBILITY AUTHORITY

## CTRMA Prohibited Vehicles

576	YOLANDA CORPUS ERIC RIOS	Travis	78744	VYN5467	TX	684
577	VIKKI JEAN CHARLSON	Llano	78643	TTF4755	TX	298
578	DANIELLE DE LUNA	Travis	78660	SPZ4018	TX	237
579	MICHAEL SHANE KELLER MEGAN LEIGH RANDOLPH	Travis	78753	STL9460	TX	631
580	SAVANNAH BROOKE GRAVITT	Williamson	78665	TRP7766	TX	318
581	THOMAS HERNANDEZ TINA CASTILLO HERNANDEZ	Travis	78702	VJG5176	TX	623
582	KIERRA MONET DOTSON	Harris	77373	SNV5764	TX	217
583	RAJAI AKIL RICKETTS	Travis	78741	TGZ2417	TX	225
584	KENNETH MORRIS NASH	Bell	76542	WHR1881	TX	695
585	MANDI DAWN MAYNARD	Williamson	78641	VPB3991	TX	415
586	DESMOND ANDRE WASHINGTON ARIELLE RASHAWN GOMEZ	Travis	78660	MGY7848	TX	300
587	KAYLA NICOLE BALL RAMIRO MENDEZ JR	Hays	78610	VJG5220	TX	207
588	KATALINA ANNETTE ADRIAN	Williamson	78665	VYV2666	TX	652
589	DIRK FINLAY	Bastrop	78621	VPH6986	TX	446
590	KIMBERLEE ALINE WATSON	Travis	78739	DXL6088	TX	244
591	KARA TENNILLE YBARRA	Travis	78758	VJD8913	TX	482
592	JESSICA PIERREAUGUSTE	Williamson	78641	YTYMP	TX	400
593	ISMAEL MENDEZ JR	Travis	78653	VXR8990	TX	580
594	JOSHUA DAVID PATRICK	Travis	78653	KNP6106	TX	239
595	WILLIE TORRES	Bastrop	78662	TGN6895	TX	211
596	MICHELLE M. GONZALES	Travis	78617	WCC6673	TX	649
597	ARTIE FAYE WHITLEY	NULL	78617	9XJTJ	TX	650
598	SHATRINA XOCHTIL HORNSBY	Williamson	78641	RJL0988	TX	651
599	LATRICE MON EA MATTHEWS	Travis	78653	WGZ3652	TX	717
600	CHARLES GILMORE	Bell	76549	MJX9274	TX	364
601	RIGOBERTO VAZQUEZ RODRIGUEZ	Travis	78744	WCT7617	TX	730
602	EISA MARIE GARZA	Bexar	78233	MYC5183	TX	340
603	DOMINICK SHERDELL WADE PATIENCE NICOLE WADE	Bell	76549	TXD8092	TX	476
604	ISIDRO PEREZ	Travis	78758	WCT5446	TX	543
605	LEWIN R LOPEZ	Travis	78724	RWT9537	TX	245
606	RICHARD BRANDON SALAZAR	Travis	78724	TBC6036	TX	381
607	SELENIA DEL CARMEN MARTINEZ VALDEZ	Travis	78744	TNK9429	TX	332
608	CRISTIAN DIDIER CISNEROS LOPEZ	Travis	78758	VYT9912	TX	378
609	BRIANA CHRISTINE PAZ	Williamson	78642	TBF0129	TX	321
610	KOURTNEY CELESTE TORRES	NULL	78534	VPR5588	TX	191
611	DIANA LYNNE PHILIBERT	Travis	78724	VXP7859	TX	684



CENTRAL TEXAS REGIONAL  
MOBILITY AUTHORITY

## CTRMA Prohibited Vehicles

612	MAGDALENO D GONZALES	Harris	77017	MXD9001	TX	620
613	KENDRA RENEA JOHNSON WESLEY GERALD JOHNSON	Caldwell	78644	VHB8780	TX	385
614	CECILIA MBONGO SAMA B FOHTUNG	Williamson	78665	SNZ6319	TX	641
615	JESUS SALVADOR YANEZ JR	Caldwell	78616	SWY8099	TX	272
616	MICHAEL TYRONE SCOTT JR EVELYN DOROTHEA FISHER	Travis	78653	VYX5638	TX	705
617	JERRALD EMANUEL THOMPSON	Williamson	78717	VSR1376	TX	346
618	STEPHANIE ANNE TREJO	Williamson	76537	PJX1092	TX	191
619	JAMAL JAVAE FEDRICK	Williamson	78664	VTB4147	TX	199
620	KIMBERLY S COLLINS	Travis	78753	NDR2818	TX	245
621	QUYEN CAO NGUYEN	Travis	78652	RLG4799	TX	349
622	AMBER LUISE HAMILTON	Williamson	78628	SDD4669	TX	244
623	MICHAEL M HERNANDEZ GARCIA	Travis	78753	WFH1305	TX	577
624	MARY LIN KAFFKA	Williamson	78664	TFZ7594	TX	359
625	CALORY WABUSIA	Williamson	78642	VSP0704	TX	490
626	AMBER LYNN LINDLEY	Williamson	78613	SYJ4068	TX	225
627	DOMINIQUE M GILLUM	NULL	78660	WBZ9976	TX	594
628	RAJEEV C PURAN TEGAN D PURAN	Williamson	78642	VGH2932	TX	375
629	CALEB JOSHUA STEWART	Travis	78702	TTB9265	TX	302
630	LEANDRIA ELAINE LEE	Travis	78660	SVX3150	TX	376
631	CARY MICHAEL COX	Harris	77022	WCF0042	TX	526
632	JEFERSON R GONZALEZ GOMEZ	Travis	78617	VFT5429	TX	207
633	JOSELF ROBER CURBELO HERNANDEZ	Travis	78660	STL1651	TX	272
634	CHEYENNE ELIZABETH SPENCER	Burnet	78605	WCF1540	TX	519
635	BERLYN GAUTHIER	Williamson	78633	RCM5607	TX	578
636	JOSE RODRIGUEZ	Williamson	78642	SBY5785	TX	282
637	MOISES DOMINGUEZ ALVAREZ	Williamson	78681	VND2551	TX	379
638	TEANCE R FREEMAN JR	Travis	78748	RSB1067	TX	267
639	ROBERT ALLEN BACON JULIA ALVAREZ	Dallas	75228	SPZ0976	TX	597
640	JUAN NOVELLA VARGAS	Caldwell	78644	VBP3423	TX	357
641	AMBER KRYSTLYN ARGUELLO	Bexar	78228	MDL9318	TX	315
642	DOMINIQUE RODRIGUEZ BAUDILIO LOPEZ III	Williamson	78634	MHD2511	TX	183
643	MATTHEW JAMES BRUCE	Travis	78653	VHG4053	TX	740
644	HASON RAHIM HALL	Travis	78724	7730U68	TX	883
645	CANDI ANN BOOTH	Williamson	78626	SJL6591	TX	200
646	ESTHER ANN LOPEZ JOSE SANTOS GOMEZ LOPEZ	Bastrop	78602	VZH3679	TX	739
647	PRISCILLA RACHEL ANN REYES	Bastrop	78602	VMD9482	TX	684



CENTRAL TEXAS REGIONAL  
MOBILITY AUTHORITY

## CTRMA Prohibited Vehicles

648	ASHLI MICHELE BEENE	Williamson	78642	WFG8024	TX	583
649	RODOLFO ARIAS RODOLFO ARIAS	Williamson	78681	WCF0844	TX	179
650	EMILIO ELIOT MALDONADO MORGADO	Travis	78719	VXR8907	TX	530
651	ABEL'S AIR CONDITIONING LLC JOSE ABEL RUBIO TOVAR	Williamson	76574	TNL0942	TX	548
652	EDUARDO MENDOZA-MONDRAGON CRISTINA MAYEN	Travis	78748	VJD9085	TX	483
653	RAMON MAURICE JOHNSON SR	Kaufman	75126	JTV7533	TX	243
654	ADRIAN VALDES PADRON	Travis	78758	VVL3121	TX	595
655	KENDRICK RAY CALDWELL	Travis	78723	WCB6965	TX	528
656	STEVEN WILLIAM MOORE	Williamson	78613	TWV2314	TX	301
657	JUAN LUIS NAVARRO	Travis	78753	WFJ9484	TX	578
658	STEFFAN CRAIG BENTLEY DEBRA LINKS BENTLEY	Travis	78752	VXS1542	TX	542
659	TEXAS HILL INVESTMENTS	Travis	78749	THZ2750	TX	382
660	COURTNEY LEE WEEMS JEFF CLARK WHITTEN	Williamson	78642	VBG5164	TX	581
661	ADOLFO GUTIERREZ GENARO GUTIERREZ	Hays	78610	RYX7996	TX	253
662	LEVI JOHN GAMO	Coryell	76522	TWK3338	TX	365
663	EMMA-MARIE DE LOS SANTOS	Williamson	78642	WCT5384	TX	523
664	DERRICK JOHNSON	Travis	78660	SGH2763	TX	193
665	KATELYN LEAANN PIERCE SAMANTHA RHEA ANN SCHLEGEL	Burnet	78611	RYY1537	TX	261
666	SHAROL NALLELY MIRANDA	Travis	78754	MYS3081	TX	357
667	VERONICA BARAGAS	Hays	78640	WDZ9155	TX	555
668	JESUS ROMERO	Travis	78728	VZH9826	TX	492
669	ALEXIS MICHELLE BERRIOS	Williamson	78665	TCP0893	TX	484
670	JOSE MARIA VELEZ JR	Travis	78753	VPR5686	TX	350
671	DANIEL ELIUD TIJERINA DEISSY HERNANDEZ	Williamson	76578	VNG2453	TX	525
672	OSCAR DANIEL PALMA	Travis	78653	TGN1213	TX	302
673	ANGELICA OFELIA CARRETE	Travis	78653	TNM1617	TX	654
674	JOSHUA R GONZALEZ	Hays	78610	VKX4226	TX	608
675	JENNIFER CLARK	Bastrop	78621	RPJ5661	TX	359
676	TANIYAH MARSHAY CUNNINGHAM LATOYA L JACKSON	Bell	76542	WHR1754	TX	597
677	DEBORAH KAY PERKINS SHEKERA DAWN PERKINS	Llano	78657	VYX5861	TX	468
678	CRISTIAN ABRAHAM LOPEZ	Hays	78640	RBX1405	TX	325
679	AMANDA LASHA LITTLE	Williamson	78664	TGM3381	TX	164
680	WILFREDO BARRIENTOS	Travis	78752	VNG3084	TX	557
681	SHELLEY ANN MIER	Travis	78728	VJS1024	TX	276
682	JESSE THOMAS VAUGHAN COURTNEY ANNE VAUGHAN	Williamson	78613	NPF3781	TX	232
683	EDUARDO DUARTE JR	Webb	78046	MGJ4269	TX	251



CENTRAL TEXAS REGIONAL  
MOBILITY AUTHORITY

## CTRMA Prohibited Vehicles

684	HANNAH LEEANN SOLOMON	Williamson	78641	TZG9481	TX	511
685	ELIZABETH PEREZ	Bastrop	78621	RNL4462	TX	202
686	JULLIAN RENE THOMAS	El Paso	79925	B18748M	TX	363
687	MORGAN NICOLE MOSES	Travis	78741	PLN0642	TX	190
688	DENALI TRANSPORTATION LLC	Travis	78719	1M66370	TX	169
689	HEIDI LYNN WERSTLER	Travis	78660	SVY5457	TX	346
690	HEBERTO OCTAVIO ESQUIVEL JR	NULL	78865	VBW0959	TX	397
691	BRANDON CLARK DAVIS	Hays	78610	KYD2454	TX	289
692	ERIN RATAJ	Williamson	78681	PWF6517	TX	324
693	ANDREW AUGUSTUS LAWSON BRIAN J LAWSON	Williamson	78665	VCB3545	TX	370
694	CRISTIAN GUADALU ORTIZ MORALES	Travis	78653	VYT9650	TX	596
695	ORLANDO SALAZAR	Hays	78610	GLASSIC	TX	580
696	SEAN MICHAEL SULLIVAN NEIL F SULLIVAN	Travis	78744	DJD0898	TX	283
697	MARGARET ANNE SOUTHARD	Travis	78747	WDZ9908	TX	522
698	CHRISTOPHER W MORALES CAMACHO RUBEN OLIVAREZ JR.	Travis	78660	TZH9049	TX	333
699	ANTHONY RUIZ	Guadalupe	78155	LXR0522	TX	225
700	RAOUL LIBAM	Travis	78653	TYR6776	TX	668
701	BRANDON JAMILLE CRATHERS	Williamson	78634	WBS6294	TX	437
702	SETH M SHATTUCK	Travis	78752	VJF0211	TX	404
703	BROOKE DAWN WOOD SHANE ALLEN WOOD	Williamson	78641	SCG3737	TX	503
704	GINA WILIMEK	Travis	78660	PFY4344	TX	624
705	ANTWAN DESHAWN SAMPSON	Travis	78653	WFH0838	TX	646
706	DENNIS ROSADO	Travis	78753	RGW4536	TX	415
707	KIMBERLY ANNE IWAN	Williamson	78664	TRG7962	TX	212
708	LINDSAY KANA	Bastrop	78602	RMN5851	TX	238
709	ROBERT JAMES POLANCO	Travis	78617	VJR9187	TX	530
710	AARON WHITEHEAD	Williamson	78664	WKF5094	TX	587
711	DAKOTA TYLER ZIMMERMAN SHELBY LOWE	Williamson	78664	SWK1116	TX	205
712	ISABELLE JOSEPHINE CABALLERO JACOBY RONKELL WILLIAMS	Williamson	78641	WDT0772	TX	488
713	CHRISTOPHER ONEIL MCKENZIE	Williamson	78641	SVX0885	TX	280
714	YARITZA SORRELLS	Williamson	78641	TJW7570	TX	272
715	JAMIE MARIE THURMAN-PEREZ CIYERA MARIE PEREZ	Williamson	78634	TFZ9566	TX	264
716	EILEN ECHEVARRIA MARQUEZ JERSON J RODRIGUEZ ECHEVARRIA	Travis	78753	TSN8937	TX	481
717	ANAI MORALES LEONIDES	Travis	78724	VGB1131	TX	599
718	HEATHER MICHELLE STEVENSON	Travis	78660	PVY0924	TX	189
719	JOSE ANGEL CADENA JOSE ANGEL CADENA DELGADO	Hidalgo	78501	VTF4896	TX	503





CENTRAL TEXAS REGIONAL  
MOBILITY AUTHORITY

## CTRMA Prohibited Vehicles

720	EDWARD M RAMIREZ	Brazos	77802	TBK1326	TX	219
721	LEWIS REID WALKER	Williamson	78681	WKT2915	TX	550
722	NICOLE MARIE HADNOT	Bastrop	78621	RRZ0638	TX	624
723	MARK LYNN MCCANDLESS	Williamson	78628	TGH2263	TX	297
724	MARCUS BRAYDEN MILLER	Hays	78737	PBP9131	TX	192
725	KEN MONCEBAIZ	Williamson	78664	BMV2267	TX	283
726	ZACHARIAH WILLIAM MCGREGOR	Travis	78748	TBG0669	TX	623
727	JORGE LUIS MARTINEZ	Williamson	78626	RGR7728	TX	189
728	JON LANCE HUBBLE	Hays	78737	UPLANDS	TX	213
729	FRANCISCO J BARAJAS GUTIERREZ	Hays	78640	VKT0842	TX	322
730	AVERY ROSE HERRERA	Travis	78660	VYP9103	TX	506
731	MICHAEL TOLIVER	Bastrop	78612	CJ22	TX	256
732	RIYAM NADHIM ALDARRAJI	NULL	75081	LRP6066	TX	426
733	WILLIAM M STROE-PATTERSON	Williamson	76537	KFD3282	TX	206
734	JAMES MICHAEL KARRAKER	Williamson	78665	WFF6754	TX	347
735	SHAQUEL CUNNINGHAM	Coryell	76522	VZH7953	TX	519
736	MARK ANTHONY LOPEZ	Williamson	78613	WFJ5674	TX	562
737	JOSHUA CARMELO SEALS JUDITH VELEZ	Travis	78653	SSL8330	TX	560
738	JASON JAMES VARGAS	Travis	78727	VCZ2785	TX	345
739	DIANA L BALDENEGRO	Travis	78744	PSK9855	TX	544
740	JOHN D ANUTA	Williamson	78665	KVM4215	TX	222
741	DESTINEY G WOODALL	Travis	78660	HGB1194	TX	279
742	KEITH JERMAINE JOHNSON CALVIN RAY JOHNSON	Bell	76549	NGC1546	TX	208
743	JOSE LUIS CANTARERO CLAROS	Bexar	78209	TVG0453	TX	333
744	FILM FLEET LLC	Travis	78651	STS5989	TX	231
745	LISA SAMARRIPA	Travis	78745	TRP3800	TX	286
746	CRYSTAL SHANELL DARKS	Travis	78724	VBN8225	TX	653
747	CLAIRE ELIZABETH MCCRUMMEN	Travis	78750	TRR7360	TX	662
748	JESSICA COX	Travis	78660	SLP6326	TX	605
749	ZORAIDA MARIE LIVINGSTON	Hays	78640	VCY1325	TX	453
750	CECILIA M RIVERA MOYA	Travis	78758	VXS5939	TX	469
751	PETER GEORG SCHMIDT	Williamson	78717	LNC9702	TX	621
752	SOPHIA BAILEY OSTROFF	Williamson	78642	JJF9218	TX	394
753	ROBERT CARO	Williamson	78642	VYZ1122	TX	503
754	STEVE DEPAZ JR	Williamson	78634	TPC2919	TX	266
755	ABIGAIL NICOLE PERALEZ LISA ANN PERALEZ	Burnet	78611	VPR3961	TX	607



CENTRAL TEXAS REGIONAL  
MOBILITY AUTHORITY

## CTRMA Prohibited Vehicles

756	JANEEN RAE QUINENE-HURST	Burnet	78605	STN5917	TX	509
757	JOYCELYN JOHNSON	Travis	78660	WBV1243	TX	504
758	DANIELLE MOORE	Williamson	78641	WCT2473	TX	544
759	JESUS MANUEL DE LOS SANTOS	Travis	78617	JRG2283	TX	241
760	DULCE CAROLINA IBARRA OBREGON	Williamson	78664	WCS4752	TX	484
761	JORGE D FERNANDEZ HERNANDEZ	Travis	78750	WFJ0785	TX	537
762	JOHN SALVATORE WARD	Williamson	78641	VKX9215	TX	352
763	DEVIN ASHLEY MCARTHUR	Williamson	78641	VNH5561	TX	413
764	JAISEN HIPPI	Hays	78610	VKZ2664	TX	489
765	HARRIS ASHLEY HOWARD	Travis	78704	TRR1782	TX	315
766	ALEXANDER MUNOZ	Travis	78617	WCB0226	TX	482
767	FATIMA HERRERA LOPEZ	Travis	78744	RWT5943	TX	341
768	TOMAS MORALES ACEVEDO BRITTANY MARINA TORRES	Bastrop	78602	RFF7276	TX	165
769	ROBERT KYLE WESTFALL	Travis	78728	TPC0966	TX	386
770	MARY MARGARET SEGURA	Williamson	78717	MXS4938	TX	261
771	KOLBY ELTON HENNIS	Bell	76548	TGB6539	TX	167
772	CHANCE COLLINS	Burnet	78605	VFP2237	TX	470
773	ISRAEL MARTINEZ	Travis	78728	TFS8581	TX	193
774	ALEJANDRO REYNA MARTINEZ	Travis	78617	LHT1259	TX	253
775	ALEXANDRA MARIE KENUAM	Burnet	78654	TNL6610	TX	518
776	ROCA HAULING LLC	Hays	78640	VTD1041	TX	148
777	RICARDO WILLIAMS	Travis	78702	3TGZS	TX	673
778	MARIA VICTORIA HERNANDEZ	Williamson	76527	TZK8660	TX	351
779	DAVID ISRAEL REYES RIOS	Travis	78741	THZ6420	TX	585
780	AUSTIN MCELROY	Travis	78759	KTS7393	TX	252
781	RICHARD RODRIGUEZ	Hays	78666	CXS9786	TX	242



CENTRAL TEXAS REGIONAL  
MOBILITY AUTHORITY

## CTRMA Prohibited Vehicles

782	ROBERTO PAYAN JR	Travis	78758	STK6520	TX	255
783	CARLA ANDREINA URDANETA RANGEL	Williamson	78642	VLT1614	TX	460
784	ELOY TALAMANTES	Bastrop	78602	TZZ2187	TX	301
785	MARIA CONCEPCION GARCIA LISA MARIE GARCIA	Travis	78728	TLL0569	TX	173
786	JADE KATHLEEN LUMPKINS	Williamson	78641	WDC7730	TX	583
787	KEVIN GUILLERMO DURON GONZALEZ	Travis	78725	VVL9659	TX	489
788	COURTENAY NICHOLS	Williamson	78641	RRK8980	TX	204
789	CHARLIE E PECINA-SALMERON	Travis	78653	THG7844	TX	287
790	ROGELIO ERNESTO A GARZA	Milam	76520	VSP7261	TX	114
791	ROBERT MARK SEIDEL	Travis	78755	CLL7646	TX	287
792	SHERIA LEATTRICE NELSON	Williamson	78717	TBL2753	TX	136
793	JORGE LUIS MORENO SANTISTEBAN	Travis	78728	RYH5253	TX	607
794	PEDRO ALVAREZ	Caldwell	78616	SPW1727	TX	172
795	DANIEL VENTURA	Bexar	78220	TLN5679	TX	578
796	BRIANA COURTNEY LOCKHART	Hays	78666	VCD6947	TX	270
797	THOMAS ROBERTS	NULL	75033	TCY4606	TX	281
798	GONZALO DE LA ROSA JR	Williamson	78665	TSH6969	TX	144
799	MADISON RENEE CANTU CASSANDRA M CANTU ZIRKLE	Travis	78660	NGB2434	TX	487
800	SAGE ASHLEY THOMPSON	Travis	78660	SMX8280	TX	205
801	SEAN REAVIS MOORE	Williamson	76537	TMV1022	TX	153
802	JOANN MARIE ADAME	Williamson	78634	WDT2372	TX	636
803	RICHARD CALEB HAINLINE	Travis	78734	RVM9943	TX	222
804	FELIX RICHARD GASCON ZAMBRANO	Williamson	78641	WFJ4194	TX	659
805	LAKREISHA MICHOLE TORRES	Travis	78724	VXX4241	TX	639
806	JIMMY ALEJANDRO AGAMA	Williamson	78642	WFH2214	TX	525
807	766 AUTO INC	Travis	78702	766AUT0	TX	409
808	SHAWN ERIC CRUMBLEY LARA MARIE CRUMBLEY	Williamson	78664	PVZ3305	TX	203
809	ANNALISSA CRYSTAL CANCEL	NULL	78660	PZB1479	TX	331
810	MARK QUINCY LE BARON-STUBBS	Williamson	78641	VNZ8394	TX	377
811	SARAH ANNE MACK	Williamson	78717	TWL3394	TX	162
812	JORDAN DREW DARNER	Travis	78653	SXT4003	TX	605
813	CHRISTIE LEIGH CASE	Williamson	78641	VWG5537	TX	392
814	JEFFREY DAVID AUCOIN	Williamson	78642	SMF9317	TX	529
815	MILTON ROBERSON JR	Bastrop	78602	SMY1358	TX	592
816	ANDREA NICOLE JACKSON	Tarrant	76123	SVX0897	TX	215
817	JESUS A ACEVEDO-NUNEZ	Travis	78653	VRV1907	TX	572



CENTRAL TEXAS REGIONAL  
MOBILITY AUTHORITY

## CTRMA Prohibited Vehicles

818	KELLY LORENE ZINSER	Burnet	78605	WFS5939	TX	471
819	ADAM RAY WARDEN	Burnet	78605	SLK6960	TX	365
820	JACQUELINE NAVARRO DELEON	NULL	78046	VBR5493	TX	163
821	TIARA SHANISE MCINTYRE	Travis	78724	VYZ1890	TX	596
822	REYNALDO RAFO ALDANA	Travis	78752	RTP0577	TX	211
823	JESUS GABRIEL LEON GARZA	Bastrop	78621	RNJ6031	TX	295
824	HUBERT ISIAH GRIFFIN KENDRA MONIQUE WALLACE	Travis	78753	SJS1527	TX	230
825	ADAM MAHD AHMED HUMZEH	Bexar	78235	RLW6898	TX	260
826	ANDRE JESSIE	Bell	76542	VCP5258	TX	297
827	JASMINE NICOLE ORR	Williamson	78717	NWT7794	TX	449
828	NANCY CORDERO FLORES	Travis	78724	WHB1518	TX	623
829	JASON JOHN PEACOCK	Hays	78676	VSW1283	TX	107
830	KEELI RANE MILLER	Travis	78653	RXF9122	TX	307
831	SAMIL JIMENEZ DIAZ	Travis	78753	VJD8318	TX	441
832	GABRIELLE PATTERSON	Travis	78728	KBZ2424	TX	313
833	IVAN MIGUEL BARBOZA	NULL	76544	PDY3735	TX	447
834	AXEL RIGOBERTO ZAMORA FUNEZ	Travis	78724	VRK2825	TX	375
835	DELIA UBALLE	Travis	78748	8VDZD	TX	230
836	MARTIN VAZQUEZ	Travis	78723	WCT5655	TX	558
837	HECTOR DE LEON DE LEON	Williamson	78641	WGX3176	TX	494
838	SONIA VELASCO DEFOOR JAMES PATRICK DEFOOR	Williamson	78641	WBG9953	TX	496
839	HARRISON TURNER	Hays	78666	WKS6543	TX	634
840	MICHAEL MOLINA II	Williamson	78613	SJD2092	TX	250
841	DULCE CASANOVA	Travis	78704	GNC4172	TX	272
842	OS ENTERPRISES INC	Cameron	78593	NJX5126	TX	380
843	MICHAEL SHANE PANNELL	Williamson	78634	PKZ8713	TX	206
844	OLIVIAH NEKOL PYBURN	Travis	78748	RNK2404	TX	149
845	JIHAD ALI HAMMAD	Williamson	78641	WCC5270	TX	441
846	GAYLE A SAFER	Williamson	78641	RNM6505	TX	385
847	KIMBERLEY J MONDRAGON-MARTINEZ	Travis	78660	VVK2683	TX	464
848	MIGUEL RODRIGUEZ	Travis	78653	SNV5428	TX	591
849	RAFAEL CARDONA	Hays	78610	TMP3827	TX	328
850	JUAN CRUZ BENITEZ ESBEIDE BALBUENA	Bastrop	78621	TCY0360	TX	204
851	JAMES ROBERT CHITWOOD	Bastrop	78662	WFH1212	TX	549
852	KATHERINE MUNOZ	Williamson	78664	VFN6124	TX	262
853	CALEB JOSHUA HAMMER HAMMER MEDIA LLC	Travis	78753	TTC4750	TX	276





CENTRAL TEXAS REGIONAL  
MOBILITY AUTHORITY

## CTRMA Prohibited Vehicles

854	PORSCHE AUSTIN	Travis	78759	TTK5493	TX	517
855	BRIAN KEITH CARRERA	Caldwell	78616	PCC4130	TX	218
856	DERON LEE BULLARD	Lee	78942	WFB0433	TX	569
857	STATEWIDE TOWING RECVRY RESCUE ROADSIDE TRANSPORT LLC	Travis	78753	T9378L	TX	494
858	MARTIN HERNANDEZ	Williamson	78642	RFP2376	TX	462
859	ANNA MARIA GARCIA	Williamson	76537	PPM5066	TX	142
860	SAVANNAH J L FLORES-SANDOVAL JOE ANGEL SANDOVAL	Williamson	78664	VPJ2819	TX	258
861	JONMATTHEW MACHADO	Guadalupe	78155	VXS1154	TX	481
862	GABRIEL MUNIZ	Travis	78704	TBC7989	TX	461
863	RONALD CRAIG OWENS, JR ARIANA ELISIA SOKOLOWSKI	Travis	78748	SYJ5216	TX	235
864	CARLOS THEODORO GONZALES	Travis	78724	VVK7910	TX	491
865	CESAR EDUARDO DIAZ	Hays	78610	VJF8266	TX	194
866	SANGMUN SHIM	Denton	75007	SMY6767	TX	467
867	RAUL MARTINEZ RAMIREZ	Travis	78617	WFJ1699	TX	552
868	DANIEL ALBERTO NUNEZ LARA	Williamson	78717	7728L29	TX	575
869	CARLOS DANIEL AREIZAGA JOSE MARTIN CISNEROS JR	Williamson	78641	WGW3723	TX	453
870	MARDOQUEO CELIDON ALVAREZ	Travis	78660	RLK5959	TX	343
871	HAROLD DEWALT	Travis	78660	TLL0321	TX	360
872	ROXANNE P. BARNES	Travis	78735	WDZ9157	TX	554
873	TRENT RUSHARD HESTER	Burnet	78605	R0LL600	TX	518
874	MISHOWN LOUISE FRANKLIN ALTON ONEAL JAMES	Travis	78660	VSS6390	TX	636
875	JULIETH MESA GOMEZ	Travis	78660	SYJ7357	TX	308
876	MONIQUE LACHELLE MCELVEEN	Travis	78749	VWX1107	TX	282
877	JERRILYN LIZAMA	Bell	76513	NLT5867	TX	195
878	BREANA NICOLE NHLIZIYO-WILMORE	Williamson	78681	VZH2628	TX	243
879	FATOU KEITA MOHAMED KABA	Travis	78653	TLM0116	TX	242
880	BIANKA Y ROCHA	Williamson	78613	JWH7008	TX	245
881	EFREN ALVAREZ ZAVALA	Travis	78653	RFG9132	TX	181
882	MERCEDES RUTH STEWART	Williamson	78641	WCT0150	TX	539
883	JOE L RAMIREZ	Caldwell	78644	SGV4540	TX	191
884	ELIZABETH CHRIST LANGFORD	Williamson	78641	VCY3027	TX	509
885	BRIDGET YVETTE THOMPSON LEE	Harris	77388	THT8914	TX	242
886	DAVID PAUL WAGNER	Travis	78728	RLK4055	TX	239
887	ALEXIS ANN POWER MATTHEW LOUIS RUSSELL JR	Williamson	78641	PTN9052	TX	440
888	KIMBERLY LATREACE SCOTT HORACE ANTHONY SCOTT	Travis	78617	HWP5209	TX	181
889	ANGELINA H CARBULLIDO	Travis	78701	RYH4803	TX	270



CENTRAL TEXAS REGIONAL  
MOBILITY AUTHORITY

## CTRMA Prohibited Vehicles

890	ISAAC MELENDREZ	Travis	78721	VMD7335	TX	600
891	DEBORAH GALAN	Hays	78666	VZL6020	TX	458
892	CRISTINA MACIAS OCAMPO	Travis	78653	1N33183	TX	201
893	AUDRA ANN GONZALES	Hays	78640	VBP7942	TX	341
894	GEORGE ANTHONY GONZALES	Williamson	78634	VRV3853	TX	240
895	YANELIS DE LA VEGA IZQUIERDO	Randall	79110	VHK4581	TX	469
896	HORACIO M CHAVEZ	Travis	78751	VKY3371	TX	453
897	MIREYA ISABEL CASARRUBIAS	Comal	78130	TWH6937	TX	225
898	MONESHA ESHONE HOLLOWAY	Travis	78741	WFM3980	TX	458
899	DAMIAN BERNAL AGUILAR	Williamson	78613	TPC0670	TX	412
900	NICOLAS ESQUIVEL	Travis	78660	FFH1585	TX	288
901	ERIN HEHNLY	Hays	78640	TLL5477	TX	484
902	ASHLEY CAMILLE SCHEER	Travis	78757	NGB9773	TX	196
903	CARLOS ANTHONY RODRIGUEZ ALBERTO JESUS GARCIA	Bastrop	78621	WCB3406	TX	630
904	JOSE LUIS ALVAREZ SANABRIA	Travis	78758	522268M	TX	145
905	DAVID JOSEPH SEGURA JENNIFER ZIMLICH SEGURA	Hays	78610	VSZ5394	TX	408
906	WILLIS PERMIAN MOVERS	Williamson	78664	DPC8414	TX	250
907	PABLO GEORGE VELASQUEZ	Bexar	78251	PLX4682	TX	145
908	VANESSA RUBIO JONES JIMMY KYLE JONES	Williamson	78717	TCP1038	TX	195
909	ATX TRANSPORT & LOGISTICS MICHAEL ERICK JACKSON	Williamson	78634	TLH8414	TX	207
910	JOHNNI CHAPPELL HAJDA	Williamson	78626	HTY2702	TX	251
911	CLARENCE CHARLES WILSON	Travis	78721	TTB3716	TX	237
912	HUGO ENRIQUE ZETINA BELLO	Bastrop	78957	BELL0Z	TX	313
913	LOGAN CROSS TIPTON ROBERT JAMES TIPTON JR	Williamson	78641	VRB6121	TX	507
914	ALBERT CASTILLO	Travis	78753	2NNPF	TX	252
915	ANTHONY RENE VELA	Williamson	78664	PNC1730	TX	233
916	MICHAEL DEVAN CHILD	Williamson	78641	TRG8551	TX	386
917	JOSE ARMANDO ORDONEZ SANTOS ALEXIS GONZALEZ CRUZ	Williamson	78665	TGY8081	TX	231
918	MONICA BENAVIDES MARTINEZ	Bastrop	78612	WCB5979	TX	562
919	VICTOR MANUEL LIRA CONTRERAS	Williamson	78664	VJG7331	TX	172
920	EARLIE EARLS III EDNA MAE EARLS	Travis	78741	WBV4096	TX	538
921	DEREK LANCE COFFEE	Williamson	76527	PJM1752	TX	383
922	MIKE D PERSON	Travis	78669	FLJ2071	TX	174
923	CHRISTOPHER J ARRIAGA MARTINEZ WARREN CHRISTOPHER ROGERS	NULL	78364	VXS7341	TX	481
924	TRACY LYNN HENRY	Williamson	78664	RLG4973	TX	327
925	KRISTEN HOUSE	Williamson	78642	NYZ2620	TX	418



CENTRAL TEXAS REGIONAL  
MOBILITY AUTHORITY

## CTRMA Prohibited Vehicles

926	JOAQUIN FLORES	Williamson	78634	TDZ6134	TX	176
927	HAILY MARIE LEWIS	Travis	78727	VRV1039	TX	518
928	CONSTRUCTION ECOSERVICES II INC.	Hays	78610	NPR5358	TX	421
929	ANCY SAMUEL	Travis	78653	VFN6031	TX	613
930	JUAN AZAMY PUERTAS	Bastrop	78612	TXN3709	TX	514
931	OLIVIA EMILY HEROLD	Williamson	78665	VPB3578	TX	370
932	MICHAEL GARY LOA	Williamson	78613	VBY1313	TX	230
933	SKYLER TORRES	Travis	78749	KXZ9571	TX	237
934	DANIEL ADAM VALDEZ	Williamson	78641	WDS9051	TX	451
935	NANCY KAY BECHTEL BRETT A BECHTEL	Hays	78640	SKN5438	TX	204
936	CHINENYE CYNTHIA OGWUEGBU CHIDI ROSELINE EHIAHURUIKE	Travis	78660	TRX3244	TX	199
937	CARL BUNTZ	Travis	78745	SCM5384	TX	277
938	JOHN EDWARD WELLMEN MINDY NICKLES WELLMAN	Williamson	78641	VVL9140	TX	365
939	TABETHA KLAINE GONZALES	Live Oak	78022	TWK7938	TX	161
940	MELINA JANE MARCHUK	Coryell	76522	VCG8634	TX	387
941	HEIDY JAMILETH CARCAMO HERNANDEZ	Travis	78752	VJN5334	TX	468
942	JEREMY ALEXANDER MCCracken	Guadalupe	78154	GVC4540	TX	429
943	DEVIN WILLIAM TACKETT	Travis	78727	VWN5737	TX	353
944	ALAYSIA LAUREN NEWTON	Travis	78660	VJS1233	TX	301
945	MA GUADALUPE MONRROY PEREA ALONDRA YESCENIA ORTUNO	Travis	78753	VKY2126	TX	604
946	OLGA ONDIANA QUINTANA	Travis	78744	WDS7993	TX	503
947	STUART ARTHUR FORTUNE	Montgomery	77386	VLX1346	TX	456
948	ROBERT CARLTON FREEMAN	Williamson	78681	TXT4631	TX	153
949	AARON DANIEL CESARO	Williamson	78681	VS81861	TX	167
950	AURTRIESS RAQUEL HENRY	Travis	78725	WFH1760	TX	615
951	MICHAEL ANTHONY VASQUEZ	Travis	78754	WFH3104	TX	489
952	LEE MICHAEL BULLOCK	Bastrop	78602	WCC4998	TX	522
953	CRISTIAN R. ALVARENGA JACO	Travis	78660	VVL0506	TX	335
954	EUNIS M UGARTE DE GONZALEZ	Williamson	78641	WFH0721	TX	462
955	CECILIA GONZALEZ BOLADO DONALD GARY GONZALEZ	Williamson	78626	98GSU	TX	204
956	SHANE JACOB FREELAND JEFFREY EDWARD FREELAND	Bastrop	78621	PJH5214	TX	249
957	MACKENZIE TAELO CHILDERS	Williamson	78641	TVH3878	TX	407
958	ROSALIA CABRERA VARELA	Caldwell	78616	HTM8539	TX	162
959	ASHLEY N NJOKU	Travis	78724	TRR2235	TX	241
960	SAUL SALINAS DEL ABRA	Williamson	78664	SVN4355	TX	257
961	CORTEZ IVIE	Bell	76542	THV2819	TX	392



CENTRAL TEXAS REGIONAL  
MOBILITY AUTHORITY

## CTRMA Prohibited Vehicles

962	GWANDALETTE R WILLIAMS	Travis	78702	VXR7707	TX	572
963	CAMERON EUGENE JOHNSON JR CHELSIE NICOLE HENDERSON	Travis	78702	VXX5550	TX	646
964	MYKAYLA DICKERT	Travis	78660	WCV3422	TX	432
965	NICOLE PATRICE FOREE	Williamson	78642	VXP4939	TX	446
966	DAKAR AUTO SALES LLC	Bell	76541	0P8777W	TX	464
967	PATRICK JUDE REGAN JENIFER M REGAN	Travis	78735	TLL8110	TX	177
968	RITA GRIJALVA	Bexar	78109	VTJ7645	TX	606
969	SALATIEL MARTINEZ FIERRO	Caldwell	78616	WFF9079	TX	459
970	KIMBERLY THOMAS	NULL	78626	WCT5763	TX	431
971	GODSON ARINZETCHUKWU EZEAKA	Travis	78750	SWY8777	TX	206
972	RICHARD LEE ACORD	NULL	78666	RVX3067	TX	209
973	THOMAS LYLE VENDITTI	Williamson	78729	VDEM0	TX	461
974	DAISY BENITEZ	Travis	78617	PCL2270	TX	309
975	ELISA D VELASQUEZ MUDARRA	Travis	78741	VTX6407	TX	405
976	AMANDA JOY JERNIGAN CHRISTOPHER MICHAEL JERNIGAN	Williamson	78634	RSC0392	TX	312
977	NICOLE SUAREZ JONATHAN LUIS MERAZ	NULL	88021	TRH6639	NM	160
978	ROBERT THURKETTLE	Williamson	78634	TRR2848	TX	219
979	ANTHONY GIOVANNIE STOKES	Williamson	78641	WCB5797	TX	518
980	ALONDRA DALINDE RODRIGUEZ	Travis	78744	RTF8311	TX	164
981	JEREMIAS HERNANDEZ PEREZ JOSE ARMANDO GARCIA	Travis	78744	TRR3370	TX	267
982	VICTOR XAVIER CEPEDA	Williamson	78633	VTB1672	TX	460
983	JUAN F. GRIMALDO DELGADO	Bastrop	78621	VKZ2027	TX	169
984	GABRIEL EMILIO QUINT SANTAELLA	Williamson	78626	VWG1194	TX	341
985	ANGELA MARIE WILLIAMS	Williamson	78681	WBS8374	TX	505
986	WM LEASING OF TEXAS, LP	Bexar	78222	WBP4629	TX	362
987	NISSA SUEANN LESAGE	Williamson	78641	VVL2191	TX	311
988	TINA MARCHELL PARHAM	Bell	76549	NXW7183	TX	343
989	DAVID JONATHAN SAMUELS	Williamson	78717	VFT4644	TX	359
990	RICARDO REYES	Hays	78610	MDT6287	TX	157
991	620 LAKESIDE TOWING LLC	Williamson	78729	T5667L	TX	506
992	STEVEN MICHAEL GONZALES	Hays	78610	WBB8392	TX	410
993	GODFREY MARCELO LINSANGAN	Bastrop	78621	RMF8359	TX	574
994	JOE VILLARREAL	Bexar	78232	RJM9868	TX	299
995	MARY BREWSTER SASSER	Coryell	76522	NKC1585	TX	217
996	RUBEN GUSTAVO YANEZ SILVA	Bastrop	78612	WCB3481	TX	395
997	CALEB PHILLIPS	Williamson	78641	PCB0337	TX	217





CENTRAL TEXAS REGIONAL  
MOBILITY AUTHORITY

## CTRMA Prohibited Vehicles

998	JOSE CRUZ PADRON FLORES	Caldwell	78644	NNM6512	TX	209
999	JOZSEF LEE SMITH	Hays	78666	VWK2935	TX	144
1000	YOLANDA RODRIGUEZ RAMIREZ TANIA JASMIN RAMIREZ	Travis	78744	VGf0478	TX	587
1001	MARICELA FISHER	Williamson	78628	NDP3034	TX	339
1002	ERNESTO JAIMES URQUIZA	Travis	78653	BWM1675	TX	206
1003	JORDAN ALEXANDER LUCAS	Travis	78747	WDC4077	TX	320
1004	STONE COLTON WINCHESTER	Williamson	78641	WFH0340	TX	412
1005	ANNA SONIA ANARIBA IZAGUIRRE	Hays	78666	VLJ0235	TX	396
1006	KENDALL EMELIA COMPTON ZACHARY FRANK COMPTON	Travis	78660	WCS9320	TX	477
1007	JAMES LEE	Bastrop	78612	PKW2600	TX	255
1008	BERGERON HARRIS	Williamson	78633	PPM5212	TX	320
1009	ROMEO MALLARI NAVARRO	Travis	78748	GV38RP	TX	220
1010	KIANA BRU SHEA WASHINGTON	Travis	78753	VJG4389	TX	354
1011	DEAVEON OMINAY KAHEY	Travis	78653	DMT0984	TX	261
1012	NAOMI MARTINEZ	Bastrop	78602	VKY9240	TX	360
1013	OSVALDO PEREZ	Travis	78617	STL5293	TX	229
1014	TIFFANY ASHTON CULP	Travis	78744	NTY7802	TX	256
1015	ZACHARY REY ESPOSITO	Williamson	78729	TTC1961	TX	202
1016	FELICIANA MANDUJANO	Travis	78617	VBX6491	TX	233
1017	JOSE TORRES ANGEL TORRES RAMOS	Travis	78744	WCT5286	TX	498
1018	ERIK VILLARREAL	Bastrop	78659	WCT5100	TX	506
1019	NDUBUISI CHUMA UKEGBU	Travis	78757	VJF0574	TX	300
1020	IDALIA MARTINEZ	Hidalgo	78542	PLL2536	TX	578
1021	MARIFLOR MORENO	Hays	78610	RLG6212	TX	312
1022	VICTOR MANUEL LEAL AGUIRRE	Travis	78653	VYT9437	TX	401
1023	GREY THOMAS PAROCHNIAK	Williamson	78634	VWD2707	TX	388
1024	KEELAN SHEA BEATTY	Burnet	78605	TPC3102	TX	433
1025	TAMMY PAULEY PATRICK PAULEY	Leon	75846	SMH7453	TX	297
1026	YANIER SALGADO CAPETILLO JEMNIE D DORTA VALENZUELA	Travis	78753	VPJ8946	TX	354
1027	DAKOTA SEAN BARFIELD	Williamson	78717	DW7F661	TX	421
1028	SHERRON RENAN HARRIS	Travis	78759	WCB6952	TX	520
1029	JOSE MANUEL LOSOYA	Travis	78724	WBH5377	TX	515
1030	CYNTHIA ANNE CORTEZ GUSTAVO CORTINAS III	Travis	78728	RNZ8892	TX	173
1031	SOLUCIONES PRO LLC	Williamson	78626	VCZ2082	TX	240
1032	SYDNEY MCNIFF	Travis	78653	WDT0502	TX	503
1033	TANIA VIVIANA DEVOZ HERRERA	Bastrop	78612	VZH3554	TX	435



CENTRAL TEXAS REGIONAL  
MOBILITY AUTHORITY

## CTRMA Prohibited Vehicles

1034	DESAREE MUHAMMAD	Bell	76549	TLL0236	TX	313
1035	PAWS 4 Y'ALL LLC AURELIO G ESQUIVEL III	Williamson	78665	TRR3136	TX	171
1036	CINDY H DOAN QUANG VAN DOAN	Williamson	78613	TTB6663	TX	414
1037	PIERRE-RICHARD PIERRE LOUIS	Williamson	78717	VRZ9490	TX	342
1038	TYRU NI SHAWN DION MOORE XAVIER GUADALUPE GUERRA	Williamson	78664	VXP8779	TX	506
1039	GABRIELLE HOGAN	Burnet	78611	TTN6793	TX	267
1040	HECTOR MARTINEZ RAMIREZ	Travis	78758	HPM3111	TX	366
1041	GABRIELA ELLENA MCKINNEY	Williamson	78613	SDG3130	TX	199
1042	PAIGE ELISABETH DREWS	Williamson	78633	VFT5431	TX	273
1043	LAUREN SELF	Lee	78947	BD3R536	TX	292
1044	BARNEY DALE CHRISLEY	Williamson	78664	RBB3127	TX	193
1045	DAVID LEIGHORACE WOODS	Tarrant	76002	RVX2263	TX	144
1046	AMBER DAWN GRAY	Travis	78728	WFH2699	TX	599
1047	JIMMY LEE GARZA	NULL	78654	LXF1136	TX	293
1048	EFRAIN CARRIZALES MARTINEZ	Travis	78753	PJL9320	TX	540
1049	AMIR ARIA MAHBOUBI-TEHRANI	NULL	78660	LBB6009	TX	236
1050	META READY MIX AND HAULING	Travis	78660	WCV3627	TX	245
1051	GARY RAYMOND SOWELL	Williamson	78628	WJW5258	TX	439
1052	BRYNDAN EVAN GRIEGO	Hays	78640	VNG8725	TX	303
1053	MORGAN ASHLEY BEST	Travis	78660	RTG2247	TX	194
1054	MARIA FUNES CASTILLO	Travis	78753	PPC6268	TX	459
1055	LISA ANN NOONAN	Travis	78733	RJF6005	TX	222
1056	JENNY JAQUELINE MURILLO DIOSDA	Travis	78745	VKZ0032	TX	456
1057	MIGUEL SANCHEZ	Travis	78724	VYK8008	TX	467
1058	ASHLEY ADRIANA VELARDE	Williamson	78717	VPK0926	TX	189
1059	PEDRO RODRIGUEZ	Caldwell	78616	VMD9983	TX	438
1060	CHRISTIANNA DENISE CASANAVE	Williamson	78613	SJJ0016	TX	457
1061	NATALIE SMITH WILLIAM DEVONTAE TYRES STEWART	Williamson	78641	THJ5319	TX	367
1062	WHITNEY BURKE	Williamson	78642	MZS7935	TX	193
1063	AYQ DELIVERY SERVICES INC.	Williamson	78613	VLT8807	TX	377
1064	JESUS CARLOS FLORES	Williamson	78641	SHB4024	TX	201
1065	LACEY GRACE SEGARS KEVIN PAUL SEGARS	Williamson	78665	PLX6030	TX	160
1066	BOBBY RICE GINA MARKS	Travis	78744	VTB7393	TX	249
1067	TERROL FORD	NULL	85037	ZCA84L	AZ	236
1068	WILLIAM FREDERICK HEGMANN IV	Williamson	78626	TLV4077	TX	148
1069	GRANT MATTHEW MOLANDER	Hays	78640	VVL1582	TX	399



CENTRAL TEXAS REGIONAL  
MOBILITY AUTHORITY

## CTRMA Prohibited Vehicles

1070	JUAN MANUEL CERVANTES	Travis	78660	VXS8577	TX	385
1071	MIGUEL ANGEL ARREBATO REYES ENMANUEL REYES GUIA	Travis	78758	VJD9449	TX	466
1072	TAYDE ALEJANDRO SOLIS	Hays	78610	SGG2747	TX	460
1073	SERGIO SANTOS MARTINEZ	Travis	78660	RGZ8962	TX	207
1074	LUKE CHARLES MARINO III	Travis	78749	GV62XX	TX	214
1075	MARIANO BARRADAS VASQUEZ	Travis	78719	VYM3061	TX	434
1076	ANGELA MARIE CIPRIANI	Williamson	78628	TWK9855	TX	227
1077	ALAN JENDESEL CHAVEZ	Bexar	78263	VMG9426	TX	350
1078	J&L SPEED TRANSPORT LLC	Bexar	78109	TZM4680	TX	209
1079	CHRISTOPHER LEE HASTINGS	Bastrop	78621	TXF1198	TX	315
1080	NELSON ORTIZ MENTADO	Travis	78753	VTV6930	TX	415
1081	STEPHEN EDWARD DEAN	Hays	78610	VJF1915	TX	233
1082	JACOB CARSON PARKER	Williamson	78641	MSP5752	TX	356
1083	FRANCISCO MARTIN FLORES	Caldwell	78616	WGD9961	TX	575
1084	NORMA RUTH ROBINSON	Travis	78653	3VNSF	TX	478
1085	KYLER ARIAS CHAMBERS	Bexar	78245	TXP6657	TX	281
1086	ERICK E PEREIRA VILLANUEVA	Travis	78753	VNH4407	TX	114
1087	CLINT DAY PEARSON	Caldwell	78616	RLG9495	TX	168
1088	ABSOLUTE ROOFING	Travis	78723	RVM6553	TX	414
1089	MICHELLE M BARRERA MEDELES	Bastrop	78621	VYK8005	TX	506
1090	LINDA NICOLE VEGA	Williamson	78634	RFB2391	TX	160
1091	DEVAN ALEXANDER GRIFFIN	Williamson	78641	VFL6474	TX	427
1092	PAULA MARIE WILLIAMS	Bell	76549	PMW5007	TX	165
1093	ANWAR SADAT RICHARDSON	Williamson	78613	WCB0514	TX	428
1094	RICK CHRISTOPHER HOLTROP BREKKEN LEANN HOLTROP	Williamson	78613	KCJ1068	TX	197
1095	MARCO ANTONIO MORALES	Travis	78617	VWN6756	TX	463
1096	KATRINA SUSANNE CURRIER CHRISTIAN SKYLAR CURRIER	Williamson	78634	TCH0695	TX	407
1097	KATHLEEN E GARRETT ROBERT T GARRETT	Williamson	78664	WCT1469	TX	437
1098	NEVA LANAN BENNETT RIOS PORFIRIO JOSEPH RIOS	Travis	78753	SLL0083	TX	215
1099	KENYA ERNEST GADSON	Travis	78721	WCT1802	TX	494
1100	CARLOS MONTOYA GARCIA	Travis	78702	SDH5450	TX	197
1101	EFRAIN CARRIZALES MARTINEZ	Travis	78753	PPC7982	TX	552
1102	COURTNEY TURNER BOMER	Williamson	78664	SANDDLR	TX	187
1103	KAYLAN SHALESIE DIXON-TAYLOR	Williamson	78634	VRL1861	TX	318
1104	MARIO EDUARDO HERNANDEZ HUINAC	Bastrop	78612	SLP8991	TX	158
1105	LARRY MANUEL ROMAN VAQUERA	Williamson	78664	WFH1225	TX	466



CENTRAL TEXAS REGIONAL  
MOBILITY AUTHORITY

## CTRMA Prohibited Vehicles

1106	ABVREYION A.A. SWIST NUCKLOS	Travis	78653	WCC6670	TX	579
1107	CRISTIAN PERERA ESTEVEZ	Travis	78653	VTR8847	TX	358
1108	EDGAR EROEL BENITEZ	Travis	78758	RRX5679	TX	152
1109	THOMAS COLE BROWN	Kerr	78028	SYH7260	TX	188
1110	GENEVIEVE FRANCES TAX NICHOLAS GUY HUGHES	Travis	78748	PSL9384	TX	194
1111	LARRY LARRY TRUJILLO TRUJILLO	Williamson	78613	TRP6196	TX	259
1112	CHASTITY MARION	Travis	78660	JYP7817	TX	377
1113	ROSMERY OTANO DEREK WILLIAM BAROODY	Williamson	78642	VND2661	TX	294
1114	JESUS GOMEZ REYNOSO	Travis	78653	TRL7064	TX	160
1115	BERNY DEL AGUILA	Hays	78640	WFJ4764	TX	465
1116	WILLIE PRESLEY	Travis	78660	WCT8225	TX	559
1117	EDWIN RUSSELL CO (LSE)	Williamson	78681	VPR2861	TX	268
1118	MICHAEL ANTHONY VALDEZ	Travis	78617	VJS6113	TX	429
1119	JANICE FABUNA REYES	Bell	76543	VWX6435	TX	286
1120	HELEN MAE O'BRYANT JADUN TYREE MCCARTY	Walker	77320	VBP2620	TX	271
1121	AMIRACOLE PIPER-OYARO	Travis	78660	TLV6065	TX	242





CENTRAL TEXAS REGIONAL  
MOBILITY AUTHORITY

## CTRMA Prohibited Vehicles

1122	MARY JESSIE RAMIREZ	Jim Wells	78332	WBY2618	TX	367
1123	JENNIFER LEAH O'DANIEL	Williamson	78613	NDY6908	TX	252
1124	SHANTE LATRYCE WEEKS-MONSANTO PHYLIS A HODGE	Williamson	78665	SVX4534	TX	319
1125	EDWARD M FANNING	Tarrant	76179	PKJ4805	TX	370
1126	EMMA XIOMARA CRUZ PEREZ	Hays	78640	TRP3838	TX	407
1127	NICOLAS GARCIA	Hidalgo	78572	RGG5815	TX	276
1128	LAUREN PARTIN	Travis	78757	PLW0522	TX	229
1129	PERRY BUCH	Travis	78759	DZK5944	TX	145
1130	CLAYTON LEE ETZEL	Lampasas	76539	VLT2035	TX	278
1131	SUMMER LYNNE MCNEELY L	Coryell	76522	SRR6001	TX	325
1132	ARTURO CORONA REYES	Bastrop	78621	WCS4536	TX	458
1133	MARIBEL ADRIANNA GUZMAN	Travis	78617	VMG0078	TX	494
1134	ROYCE JOSEPH RUNGE	Williamson	78641	VCY9080	TX	234
1135	71TVAM, L.L.C. VERONICA MARQUEZ CHAMBERS	Travis	78760	MCJ6712	TX	158
1136	BARBARA RUIZ TEJERO	Travis	78722	VXR6059	TX	359
1137	JOSEPH CLAUDE GARRETT JR	Travis	78728	TRR4261	TX	328
1138	HELDER SANCHEZ RAMIREZ	Travis	78617	TPX2473	TX	282
1139	ESTHER BRIONES	Williamson	76578	JKS3522	TX	305
1140	DAKOTAH RYAN MOORE	Coryell	76522	RYM0270	TX	277
1141	RAMIRO SILVA	Caldwell	78648	WFF9212	TX	320
1142	MICHAEL COLE WALES	Burnet	78611	SYS3568	TX	253
1143	NOVEMBER JACQUELINE DAVIS	Brazoria	77578	MCF7630	TX	472
1144	LARRY WARE	Travis	78741	PPF4673	TX	185
1145	SIERRA NICOLE PRICE	Travis	78704	WCC6863	TX	523
1146	ISMAEL VARGAS OSORIO	Travis	78754	VNG5980	TX	264
1147	LAWRENCE GLEN SWARTHOUT	Lampasas	76550	VMN8108	TX	306
1148	SERISSA PRASHAD TRABOULAY ALEXANDER RAMCHARAN	Williamson	78665	TLV7820	TX	183
1149	BRENDAN SIMONINI	Williamson	76574	SDG8695	TX	408
1150	JORGE MERCADO DEL VALLE	Travis	78744	TWL3906	TX	518
1151	PARIS ELYSSE BENNETT	Williamson	78729	FMW8943	TX	209
1152	CARLOS ASCENCION URIBE HURTADO	Travis	78719	VJF3593	TX	217
1153	LIZ ANYELICA CANALES REYES	Bastrop	78612	TPX2673	TX	228
1154	LESLEY ANN SAUCEDO ALEX J SEGOVIA	Milam	76520	TRT7264	TX	268
1155	AMBER LYNN GOODSON	Travis	78727	VPR3512	TX	204
1156	JASMINE SHAW	Travis	78744	VBP3409	TX	532
1157	MARTIN SCOTT REILLY	Travis	78727	RWV0701	TX	391



CENTRAL TEXAS REGIONAL  
MOBILITY AUTHORITY

## CTRMA Prohibited Vehicles

1158	SARAH BETH BOLIN GRAY REESE GODWIN	Travis	78748	RYX6257	TX	181
1159	AMADOU KOUNDEL DIAW	Williamson	78641	TJW6882	TX	251
1160	JAMR ENTERPRISES LLC	Travis	78660	VCB5190	TX	218
1161	AMANDA CHRISTINE MORENO	Travis	78724	WFS9528	TX	739
1162	MICHAEL VALERIO	Jim Wells	78332	TBN3047	TX	320
1163	MARCO ANTONIO HERNANDEZ	Travis	78617	WCS2506	TX	447
1164	REMINGTON BRETHITT WATSON	Travis	78753	WGY8276	TX	458
1165	SHAWN TIRRELL CLARK JR	Travis	78744	VWN6705	TX	461
1166	JANIE SERRATO	Williamson	78642	VWD2461	TX	422
1167	KENDAL WESLEY BELTON	Bell	76549	VNX2685	TX	177
1168	AIDIN HUERTA	Travis	78653	THG6881	TX	145
1169	GEIDER CAICEDO QUEJADA	Travis	78741	VTB4828	TX	430
1170	MASON GERALD WARREN	Travis	78726	TCN8257	TX	413
1171	MICHAEL WAYNE BRANDES	Travis	78652	LXT1125	TX	198
1172	JUAN ANTONIO GARCIA LOPEZ	Bastrop	78612	VXS7196	TX	359
1173	VICTOR HUGO SAUCEDO	Travis	78723	WGY5088	TX	523
1174	DUSTIN CARTER	Williamson	78729	KGV9235	TX	355
1175	KEVIN P BAUMHOVER JASON A SPEIGHT	Williamson	78613	WGF4895	TX	389
1176	HANNAH MARIE LANIER CHARLES ELLIOT LANIER	Williamson	78681	TCN9150	TX	154
1177	DESIREE NICOLE EVANS	Travis	78653	VVK8723	TX	442
1178	JOSE TRINIDAD FLORES	Travis	78617	THZ8252	TX	163
1179	COLLEEN MEGAN TROUTMAN	Travis	78725	VZC6417	TX	528
1180	NOAH MICAIAH CRAMER	Travis	78653	VTB8646	TX	455
1181	LENDELL R STEVENSON	Travis	78744	WHB1103	TX	493
1182	PEDRO LEON	Travis	78702	WCB4740	TX	435
1183	KEVIN TREVINO	Travis	78747	STL4390	TX	170
1184	MALIA JANE DROZD	Travis	78660	VRV2093	TX	198
1185	CHRISTINA LARSON	Bastrop	78621	VWJ3827	TX	570
1186	CYNTHIA D MORSE	Liberty	77327	BFJ5594	TX	198
1187	BANIESKA E MORALES UTRERA	Travis	78728	WCS4179	TX	405
1188	JOSE ISMAEL VARGAS MEJIA	Travis	78753	VKY5688	TX	259
1189	BIKRAM PARIYAR	Travis	78753	TWS7433	TX	196
1190	MARISOL VICTORIA PEREZ	Travis	78728	WCD9366	TX	256
1191	CYNTHIA A JENKINS-SCHICKEL	Travis	78739	TDK5085	TX	303
1192	REAGAN DANE HILBRICH NATHANIEL FOSTER HILBRICH	Williamson	78641	WFS8255	TX	404
1193	CHRISTOPHER DANIEL HERNANDEZ	Travis	78660	BM8X872	TX	406



CENTRAL TEXAS REGIONAL  
MOBILITY AUTHORITY

## CTRMA Prohibited Vehicles

1194	ABELINO AGUIRRE MONTES	Caldwell	78616	TVJ8631	TX	337
1195	VIVIANA SILVAS	Bell	76548	TGB9163	TX	227
1196	LINO ARCE CALDERON	Travis	78723	TGN1514	TX	161
1197	JESUS CALZADA GONZALEZ	Travis	78748	WCT3119	TX	498
1198	ANTONIO PEREZ	Harris	77088	T85781	TX	203
1199	CHRISTOPHER G HENSON CYNTHIA RENA HENSON	Angelina	75941	RKG8468	TX	309
1200	ERIKA D PERALEZ	Travis	78617	VCY2656	TX	205
1201	MAURA I MARCELINO WENCES	Bexar	78223	PKN8494	TX	286
1202	SARAY MONTOYA VILLARREAL EMILEE SALGADO	Llano	78643	VWB7530	TX	420
1203	PAUL MICHAEL MUNIZ	Bell	76549	RYT1586	TX	210
1204	BOBBY ALDERETE VILLANUEVA MARY ALDERETE VILLANUEVA	Williamson	76530	TVH3858	TX	198
1205	JACQUELINE MARIE ESPARZA BRANDON MICHAEL COOKS	Travis	78745	RLF1026	TX	295
1206	RICHARD QUI NGUYEN	Travis	78653	CK9S466	TX	533
1207	CHRISTOPHER ARTHUR TOVAR MARCELINO TOVAR JR	Williamson	78681	TGY8988	TX	178
1208	GUADALUPE ALFREDO CHAVEZ	Williamson	78641	LBX670	TX	173
1209	FATIMA HERNANDEZ HERNANDEZ JESSI CRISTEL BORJA HERNANDEZ	Bastrop	78612	VXR9156	TX	345
1210	JESSICA ERIN VESS	Hays	78737	HPF1443	TX	207
1211	KENLOO DESORMEAUX	Travis	78702	WFN5900	TX	415
1212	PRESTON PATRICK LONG	Williamson	78642	SHP3992	TX	245
1213	WILLIAM GARRISON KICKHAM	Williamson	78729	VCY5791	TX	186
1214	OSCAR ALONSO ZURITA MORADO	Caldwell	78616	NJR6999	TX	259
1215	DEON ARNELL ANDERSON MARICELA RODRIGUEZ LOPEZ	Travis	78724	WFH2504	TX	528
1216	LORAINA A VALDES	Williamson	78634	VCB5250	TX	179
1217	ZABEN TOWING, INC	Travis	78744	T3402L	TX	414
1218	MYSTIKA KEANA-SHIAN MILEY	Travis	78653	TLV7299	TX	295
1219	ALYSSA LASHAE HIGGINS	Travis	78653	TCN7193	TX	178
1220	CODY RICHARD EVERS	Travis	78754	TZH8789	TX	275
1221	PIPER NICHOLE MEDINA	Travis	78723	GYZ8437	TX	371
1222	RODRIGO DE OLIVEIRA CABRAL	Williamson	78613	STN6257	TX	151
1223	JAVIER GARZA JR	Travis	78754	MRX6987	TX	579
1224	SHANIA THOMAS	Travis	78758	RFF3158	TX	174
1225	JULIO CESAR AMAYAR	Harris	77099	RMW0919	TX	218
1226	JULIAN OVIEDO AGUILAR	Bastrop	78621	STX3212	TX	555
1227	TAJ MARQUEZ ROYSTER	Travis	78660	VXS8711	TX	448
1228	SETH DAYTON METCALF	Williamson	78613	VRV0756	TX	366
1229	CAMESHA LATREECE WALKER	Travis	78721	TWP3420	TX	171



CENTRAL TEXAS REGIONAL  
MOBILITY AUTHORITY

## CTRMA Prohibited Vehicles

1230	DARIAN NATHANIEL MCCLATCHER	Williamson	78642	VWN6943	TX	401
1231	JOSE ROBERTO SANCHEZ	Caldwell	78616	SYP5178	TX	197
1232	CONNIE D RAFKIN	Williamson	78729	TMT8086	TX	172
1233	DANIEL CASAS	Williamson	78626	SBF5206	TX	274
1234	JESSE IZAGUIRRE	Cameron	78583	TVD2867	TX	325
1235	LOUIS RIVERA JR	Bastrop	78612	VBH8891	TX	176
1236	RONNIE BLINDERT	Burnet	78654	STF7852	TX	232
1237	JOE R AXELRAD BELEN AXELRAD	Williamson	78642	WGW1769	TX	286
1238	ERIC CARNEALOUS SMITH	Bell	76549	VJK2798	TX	155
1239	NANKI FERNANDO MELGAR URBINA	Travis	78660	VNH3430	TX	189
1240	DANIEL GLENN BARFIELD	Williamson	78642	VDH0670	TX	258
1241	HIGH COUNTRY CONTRACTING JONATHAN ARIEL HAYNES	Williamson	78633	SHP6923	TX	238
1242	PORFIRIO BETANCOURT ESPARZA	Travis	78724	TWL3415	TX	180
1243	SAMANTHA RAE GARCIA	Hidalgo	78572	VBR1422	TX	372
1244	EUNDREA CALVAUGHN WASHINGTON	Bastrop	78602	VJS6684	TX	421
1245	RAUL YSQUIERDO RACHELLE LYNN YSQUIERDO	Liberty	77535	RGN3379	TX	287
1246	ANDREW JOSEPH REYNOLDS JAMIE NICOLE REYNOLDS	Travis	78653	VRZ9236	TX	301
1247	ASHLEY S ROMERO	Travis	78750	LRH7189	TX	316
1248	ANDREW TRUMAN PORTER JUANITA CHRISTIANA VALADEZ	Travis	78660	VPR5376	TX	241
1249	ALEJANDRO BENITEZ ARCE	Titus	75455	WBV1411	TX	476
1250	SUGELY KARINA ROJAS PINEDA	Williamson	78729	TVF3829	TX	417
1251	CIERRA NICOLE BIRMINGHAM	Travis	78759	VCY2146	TX	235
1252	AUSTIN PENTRESS POSEY STEPHEN RAY HEALD	Guadalupe	78124	VKJ8282	TX	437
1253	CHRISTOPHER DANIEL NUNEZ	Williamson	78665	PRY9868	TX	289
1254	ANDREW STACEY YBARRA-PEREZ	Williamson	78634	VFL5910	TX	215
1255	SUREZ GROUP CORP	Travis	78753	VFT1250	TX	255
1256	ANTHONY LEE GARZA JOSE LUIS PACHECO	Travis	78617	WCT4421	TX	401
1257	LOURDES YAQUELI BARRAZA FUENTES	Travis	78660	VRV0745	TX	207
1258	ELIAS BARRIENTOS VERONICA GONZALEZ	Travis	78745	VPR2695	TX	297
1259	JOSE LUIS CHAVERRIA NAJERA	Fort Bend	77053	TFR0313	TX	184
1260	OSCAR EDUARDO MURILLO	Williamson	76574	VBG4384	TX	330
1261	MARIA MARISOL PUENTE ALVIZO	Travis	78617	VXR6887	TX	435
1262	OSCAR HUMBERTO GONZALEZ	Williamson	76574	WCT3519	TX	424
1263	JORGE ANTONIO GOMEZ RODRIGUEZ	Travis	78723	WFH3138	TX	280
1264	JOSE OCTAVIAN TELLO HERNANDEZ J TELLO DRYWALL	Williamson	78634	TTK7381	TX	120
1265	YEFHERSO VILLALOBOS,RODRIGUEZ	Hays	78737	TTC9706	TX	302





CENTRAL TEXAS REGIONAL  
MOBILITY AUTHORITY

## CTRMA Prohibited Vehicles

1266	NAYLA MICHELLE GARCIA	Polk	77351	VRF3992	TX	294
1267	MIGUEL L SERENIL	Travis	78747	JCP0714	TX	189
1268	CARTER SHELDON SING	Tarrant	76133	RCL2665	TX	208
1269	JENNIFER NICOLE CANADA	Coryell	76522	VYZ3353	TX	360
1270	JUSTIN ISIAH PARKER	Travis	78758	VWG3563	TX	294
1271	MIGUEL SANCHEZ	Travis	78753	RNZ0696	TX	266
1272	DOROTEO LOPEZ CAHUEQUE	Travis	78753	VFT1313	TX	214
1273	ANGELICA ALONSO	NULL	77356	KMR8825	TX	181
1274	MADELYN LAWRENCE	Brazos	77845	MSZ6076	TX	219
1275	KOREY ALEXANDRA WILLIAMS	Travis	78741	WFM3694	TX	497
1276	JAELYN ALEXUS GRAY NOAH RYAN TONEY	Williamson	78613	VKX9106	TX	392
1277	JUAN NOE MARTINEZ LOREDO	Williamson	78630	TRG8337	TX	204
1278	AMANDA RAMIREZ DIAZ	Travis	78753	WBT5424	TX	434
1279	JOSHUA DAVID CONDIT	Travis	78617	7560G44	TX	441
1280	ZACHARY TYLER JOHNSON	Travis	78752	SPC9458	TX	147
1281	KINDOLL SMITH MCCULLUM	Williamson	78665	7459A24	TX	489
1282	JUAN JESUI BAENA CRISANTI	Travis	78747	TTC0524	TX	217
1283	GAURI IYENGAR	Travis	78736	TGN3614	TX	474
1284	STEVANIE MARIAH LUSTER	Travis	78753	VXS4072	TX	385
1285	ERIK JAVON SMITH	Travis	78653	WCB6964	TX	478
1286	MICHELE LORETTA POWELL	Harris	77003	LGC0453	TX	259
1287	WESTWAY 21 LLC	Travis	78660	WBN0482	TX	434
1288	ZACHARIAH ANTHONY HALLIBURTON	Taylor	79602	VJH4410	TX	387
1289	GEORGE SEVERINO TORRES ROSALINDA SEPEDA TORRES	Travis	78744	VHC2108	TX	231
1290	TODD LAMONT HALL JR	Travis	78728	VYV2873	TX	227
1291	CARLOS A PRADO RODRIGUEZ	Travis	78617	VPK5603	TX	289
1292	RUTH XIOMARA ABREU SANCHEZ	Travis	78758	VRV1416	TX	366
1293	DONNA WARREN CORNELL LOVING	Travis	78617	VXR8384	TX	430
1294	LEVI G CASH IV	Williamson	78641	TLN7604	TX	309
1295	JONATHAN WITTE NEEMA HOSEA	Williamson	78642	WFS5713	TX	377
1296	DOLORES SOLIS SANDERS	Williamson	78633	VTR7216	TX	327
1297	BEATRIZ C CARVALHO	Bexar	78109	RPF1261	TX	400
1298	ANGELA JO MELANCON DAVID MOISE MELANCON	Williamson	78641	WFH3984	TX	407
1299	ROXANNE CHAPA MARTINEZ	Travis	78727	STK8834	TX	200
1300	CHRISTOPHER BRIAN COX	Williamson	78641	PGF7057	TX	341
1301	PATRICK GUY ROBINSON	Williamson	78628	SNB4076	TX	356



CENTRAL TEXAS REGIONAL  
MOBILITY AUTHORITY

## CTRMA Prohibited Vehicles

1302	FRANCISCO SEGURA	Travis	78660	WKS7016	TX	493
1303	JAMES SCOTT GREGORY	Bastrop	78612	TWJ8757	TX	151
1304	LAURA ELENA DOMINGUEZ SONYA MARIE PROCTER	Cameron	78520	RSX9158	TX	153
1305	JOSE ALFREDO HERRERA ZARAGOZA	Travis	78758	WFH1889	TX	415
1306	SHAYNA LEIGH PALMER MELISSA DESERAYMICHELLE GARZA	Bastrop	78621	VRD2106	TX	363
1307	SHARESE L DUNN	Travis	78749	FTZ9286	TX	156
1308	JERMON TYLER KESHONNEE ROSS	Travis	78720	VRS6635	TX	286
1309	META READY MIX & HAULING LLC	Travis	78660	WFF8656	TX	218
1310	CHRISTOPHER ROCHON BUNKLEY	Travis	78753	VFS9008	TX	335
1311	WESLEY HARRY NEWMAN JR	Travis	78748	VZH7656	TX	255
1312	TIFFANY AMEISHA ESCOBAR	Travis	78617	SHC3395	TX	276
1313	STEVEN ALEXANDER COLON	Williamson	78641	WFH2389	TX	349
1314	MIKE SANTILLAN	Travis	78741	WCT5604	TX	403
1315	SIENNA DELVASTO	Williamson	78641	SJN8592	TX	357
1316	CAMEISHA RASHELL MATHIS	Travis	78726	VFY6479	TX	170
1317	CORALLY RIDGE	Burnet	78605	PKZ3268	TX	321
1318	LEALAND FLOYD RAIFORD	Burnet	78605	VSZ6218	TX	275
1319	DWAUNE LEJEUNE PRICE	Williamson	78634	7725Z11	TX	483
1320	CASSIDY RHEANN TALAMANTES DITA CABALLERO	Travis	78660	VWG5135	TX	297
1321	SEAN P KIRLEY	Williamson	78681	XXH328	TX	333
1322	OCTAVIO RAFAEL VILLARROEL	Travis	78726	VBV7802	TX	175
1323	CRYSTAL RENEE CRANFIELD GENE WAYNE TOLBERT	Bastrop	78621	PCB9398	TX	315
1324	BRIAN KEITH BATTS DIANA LYNN MCINTOSH-BATTS	Travis	78724	VCG5984	TX	374
1325	ADRIAN SOLORZANO SORIANO	Travis	78617	VFT5320	TX	209
1326	JAMAURI AUSTIN MONDRE BROWN	Bell	76541	VNX4191	TX	345
1327	JENNY KAREN MARTINEZ GIL	Travis	78753	TRR2226	TX	456
1328	HECTOR JAVIER GOMEZ ROSA M GOMEZ	Bexar	78242	VFN9045	TX	303
1329	SCOTT FRANCIS WISZ	Williamson	78664	WCC3615	TX	382
1330	AUBRIE RENEE REPENNING	Williamson	78642	WFH7711	TX	394
1331	FELIPA ROMAN MERCADO	Travis	78617	TGM7237	TX	264
1332	KARLA MEJIA	Williamson	78664	WCC6626	TX	358
1333	ADRIAN RODRIGUEZ	Travis	78748	WCS3241	TX	478
1334	LEE GORDON THOMASON	Milam	76567	WFH9045	TX	467
1335	VANESSA JEAN BARBOUR	Travis	78660	TTC0182	TX	307
1336	JENNA ROBLEE	Williamson	78642	TYK0136	TX	283
1337	GARY LAMONT EZELL	Comal	78132	PVX7044	TX	114



CENTRAL TEXAS REGIONAL  
MOBILITY AUTHORITY

## CTRMA Prohibited Vehicles

1338	NANKI FERNANDO MELGAR URBINA	Dallas	75220	VHW9157	TX	282
1339	GABRIEL MELENDEZ	Williamson	78665	TZH1899	TX	301
1340	ELEXUS NICOLE CALDERON	NULL	78460	KSH3959	TX	277
1341	DOMINGO MONTEZ	Burnet	78654	NJT1677	TX	351
1342	MARIA FATIMA DOMINGUEZ	Williamson	78634	TWN4079	TX	248
1343	VERONICA ROJAS ELLIS	Williamson	76574	BANKSLN	TX	163
1344	ALEXANDRA REBECCA TIMM	Williamson	78641	WCF0430	TX	610
1345	JOCELYN NICOLE LLANES	Travis	78759	TXZ3080	TX	158
1346	KAYLA SAVANNAH MARIE CHAMBERS CHERYL RENEE COLLINS	Williamson	78628	WFS5769	TX	365
1347	DEMBRY ORTIZ ESPINOZA	Travis	78660	VXZ2781	TX	414
1348	ALEJANDRO GRAU SANCHEZ DAYANA RODRIGUEZ MOLINA	Travis	78653	TJM6958	TX	510
1349	MARLON MAURICIO CRUZ CALIX	Harris	77035	VHH8412	TX	302
1350	CHARLES BERNARD SMITH JR	Williamson	78641	TGZ3732	TX	323
1351	STATE FARM MUTUAL AUTO INS CO	Caldwell	78616	MYS9005	TX	215
1352	SYLVIA ANGELICA MEDINA	Travis	78725	WFM3612	TX	518
1353	JOSE WENSESLADO MONTEALVO	Williamson	78664	SFL3225	TX	243
1354	JOSEPH ZACHARY SNYDER	Travis	78645	WCB6930	TX	328
1355	JESSIE RICHARD HENRY	McLennan	76704	JLS5655	TX	472
1356	COURTNEY HALL	Williamson	78642	7482T91	TX	381
1357	JAVIER CORTES BENITEZ	Caldwell	78616	NZR1838	TX	229
1358	NATALIE ESQUIVEL	Travis	78724	7469L72	TX	509
1359	CYNDRA MORALES	Williamson	76574	TTC3960	TX	216
1360	JUANITA LATRISH S ARRELLANO LARRY LENARD LOCKHART II	Travis	78617	WCT5804	TX	391
1361	LIONELL PHILLIP TOLBERT JR	Caldwell	78644	VXR4168	TX	350
1362	LATOIA HARDIE	Travis	78724	VCZ2899	TX	165
1363	MILDRED GASKIN YOUNG TAIZHON LARON HUFF	Victoria	77901	WCT0100	TX	389
1364	JOHN EUGENE CURTIS III LATISCHA YVETTE CURTIS	Williamson	78641	VVK6350	TX	272
1365	CAROL EVANS BRAMLETT KENNETH WAYNE BRAMLETT	Montgomery	77304	CMC9926	TX	253
1366	GETMAN AVIL PEDREANEZ GONZALEZ	Travis	78660	VWD2977	TX	353
1367	ARLONZO EUGENE CHILDRESS JR	Williamson	78628	PXX1820	TX	171
1368	CHRISTY MARIE ESCOVEDO	Travis	78617	WFM3677	TX	396
1369	KRISTEN MARLENA MURPHY	Hays	78640	VJF1522	TX	322
1370	MANUEL ALEJANDRO AVILES SUAREZ MARIA DEL CARMEN CANO	Caldwell	78616	VCY2288	TX	210
1371	JOSE HERIBERTO SOLIS MARTINEZ MILTON BARBOSA	Williamson	76527	VJF0966	TX	287
1372	TIMOTHY HAROLD ROBBINS	Travis	78728	WFH7539	TX	335
1373	ALBERTO GONZALEZ TRAPAGA	Bexar	78148	NNH0344	TX	289



CENTRAL TEXAS REGIONAL  
MOBILITY AUTHORITY

## CTRMA Prohibited Vehicles

1374	JEREMIAH LASAHAWN DAVILA	NULL	78753	WBZ8377	TX	470
1375	JOCABED BANUELOS LUIS REY LIRA	Harris	77068	PMF7154	TX	178
1376	PHYLLIS DENISE CLARK	Travis	78660	VYX0490	TX	408
1377	JUAN PABLO IBARRA LUJAN	Travis	78754	TXN3386	TX	211
1378	BRITTANY ELIZABETH PEREZ	Hays	78640	VTG6228	TX	317
1379	JACOB RYAN REYES	Williamson	78665	VPK1530	TX	222
1380	BRENDA G CARRANZA	Travis	78660	TXP2426	TX	270
1381	THOMAS RAYMOND CLEMENT	Williamson	78642	RBN6805	TX	332
1382	ANDRE V BRENT	Hays	78640	VJM1759	TX	211
1383	DESIREE NICHOLE SAULS	Travis	78721	VNG8031	TX	358
1384	MARIO MORENO GABRIELLE ALYSIA MORENO	Williamson	76574	VWG3591	TX	282
1385	JOSEPH ANTHONY SUNIGA ELIZABETH C SUNIGA	Travis	78653	WDT5626	TX	469
1386	LAUREN ALYSSA TAMAYO	Williamson	78634	WDC4374	TX	385
1387	VIRGIE FOLEY HANCOCK PATRICK ONEAL HANCOCK	Travis	78721	PVF8805	TX	236
1388	DIANNA LORENE LUBLINER WARREN STEVEN LUBLINER	Williamson	78665	VVL4310	TX	331
1389	ANIBAL Yael REYES	Travis	78725	WCB2312	TX	451
1390	TRAVIS LEE MILLEGAN ASHLEY ANN MILLEGAN	Llano	78639	TCJ8952	TX	149
1391	MONICA MARIE MALDONADO	Matagorda	77414	SMP2814	TX	329
1392	RULINA EMILY ESCOBAR	Travis	78744	NGB8545	TX	168
1393	JOSE EMILIANO IBARRA MEDINA	Travis	78744	VXR7582	TX	421
1394	ANAMARIA AVALOS SILGUERO	Hays	78640	RPF8117	TX	130
1395	EDWIN LEONEL OLIVA GONZALEZ	Travis	78753	RTG9188	TX	251
1396	JAMIE LEWIS JOHNSON II	Williamson	78665	CRED0TX	TX	407
1397	JOSE JORGE PEREZ VAZQUEZ	Travis	78653	SHD0378	TX	215
1398	BREAUNNA MONEA STEWART	Travis	78660	VJF2532	TX	210
1399	JAXON CAYCE SHIPLEY	Williamson	78681	WCF0980	TX	233
1400	HANNAH MARIE WESSEL SLATTERY EDWIN SLATTERY	Bastrop	78621	WCT2737	TX	472
1401	AKHIRI BREANNA LESTER	Bastrop	78602	VCB9720	TX	218
1402	KAYLIE MARIE BETHEL	Hays	78610	TDF5971	TX	404
1403	SILVIA MARTINEZ CASTRO CHRISTOPHER JOE BALDERAS JR	Travis	78744	PWY3347	TX	407
1404	CONNOR WILLIAM PETERS	Dallas	75206	RJS5953	TX	271
1405	FELIPE RAYMOND GONZALES	Travis	78747	VPK5887	TX	277
1406	GUADALUPE GOMEZ	Caldwell	78616	THZ6423	TX	139
1407	JORDAN DAREL WELCH	Travis	78758	VJF7905	TX	233
1408	TRAVIS R SMITH	Williamson	78641	JTAH0	TX	318
1409	JAMES ALBERT BAKER BRITTLEY RACHELLE BAKER	Hays	78640	VJD9112	TX	163





CENTRAL TEXAS REGIONAL  
MOBILITY AUTHORITY

## CTRMA Prohibited Vehicles

1410	FRANK DIAZ	Williamson	78665	SYK3377	TX	250
1411	JENNIFER IRASMA RAMIREZ	Dallas	75052	TVB3226	TX	127
1412	JAMEELA ANDERSON	Tarrant	76116	RBM6234	TX	236
1413	BRANDON LEE LOPEZ	Travis	78744	VKM6018	TX	274
1414	LARRY JOSEPH THOMPSON JR	Travis	78728	VFL6092	TX	148
1415	3G DRYWALL, LLC	Williamson	78628	7561H90	TX	388
1416	CARLOS ADELMO VASQUEZ DOBLADO	Hays	78640	VFX9549	TX	238
1417	VICTORIA MOROYOQUI BRIONES	NULL	78724	WBW0513	TX	430
1418	DARWIN THOMAS	Travis	78747	TNM2546	TX	165
1419	STEPHEN MICHAEL HIGHSMITH	Burnet	78605	VVN9981	TX	286
1420	BILGUUN BATBAYAR	Travis	78748	RTN3835	TX	148
1421	YANIC YESENIA WILLIAMS KASSANDRA JACKELIN SAENZ THORN	Bell	76549	VZH5005	TX	349
1422	RIGOBERTO ANTONIO FAZ MARY HELEN BOCANEGRA	Travis	78744	VVK9674	TX	341
1423	RICARDO LEON TORRES	Bastrop	78612	VNZ4432	TX	239
1424	LEXUS NICOLE GONZALEZ RAMON ANTHONY HARROS	Caldwell	78644	VCY2842	TX	358
1425	MARIA JOSE ANZOLA JHON ANGEL FANEITE	Williamson	78613	VSF2898	TX	226
1426	MARANDA CHAPMAN	Caldwell	78648	RJC2986	TX	177
1427	CATHERINE R MURPHEY	Travis	78749	BRXF81	TX	177
1428	DAVID SCOTT CRISSEY BRIGETTE LEE WALTERS	Hays	78640	VXR7626	TX	383
1429	PATRICIA JUAREZ VARGAS	Travis	78653	MXP3458	TX	195
1430	JANELLE DEBORAH TODD	Travis	78758	VVN8792	TX	209
1431	HENRY A LICONA RODRIGUEZ JESSICA R REYES DE LICONA	Travis	78744	VXR6265	TX	304
1432	VIJAY BHARGAV KASTURI	Williamson	78681	NRZ2423	TX	199
1433	MIGUEL ANGEL FLORES REYES KASSANDRA FLORES	Williamson	78674	VJR9291	TX	212
1434	LADEANA TYECE MCCAULEY	Williamson	78729	RSM9337	TX	241
1435	PAIGE MIMS	Travis	78660	TBG0993	TX	471
1436	ERNESTO GARCIA	Travis	78660	CXC9013	TX	399
1437	RICKY LLOYD MONTES SARAH ELIZABETH MONTES	Williamson	78642	VRD6640	TX	253
1438	ABEL DAVID ZAMORA PEREZ MAILII LUIS RODRIGUEZ	Williamson	78628	VVX1513	TX	348
1439	PAUL FELAN SAUCEDO	Travis	78653	WCT5196	TX	449
1440	ANDRES RENEE ENRIQUEZ	Travis	78660	VWX6589	TX	272
1441	DAVID PAFFORD	Travis	78701	VKS5564	TX	161
1442	KARA DARLENE BATESOLE BRANDON JOHN BATESOLE	Williamson	76537	WGY6267	TX	468
1443	MUHAMMAD YASIR BUSHRA YASIR	Travis	78660	TVV8438	TX	282
1444	AMBRE ANITA DAVIS	Bell	76543	VWX2118	TX	300
1445	SETHAN TREY WELKER	Travis	78704	VGZ2667	TX	119



CENTRAL TEXAS REGIONAL  
MOBILITY AUTHORITY

## CTRMA Prohibited Vehicles

1446	BELVIN SHAW GAINES	Williamson	78681	VTR8375	TX	187
1447	MEGAN YVONNE WHITE	Williamson	78634	WCT5675	TX	403
1448	TALEAH BOBBI SAMUEL	Coryell	76522	VYZ3748	TX	278
1449	MOHSIN REZA CHOUDHURY	Travis	78744	TGZ3722	TX	335
1450	YINA ALONDRA SOLANO ROJO	Williamson	78664	VPK5368	TX	329
1451	JASMINE ELIZABETH COSBY	Travis	78728	WCB4351	TX	306
1452	HILLARY NICOLE MCDOWELL SHAWN CASEY MCDOWELL	Williamson	78641	VKY6364	TX	247
1453	ANTONIO DELAROSA	Hays	78610	TXN4636	TX	128
1454	DAVID EARL WAITS III	Williamson	78641	SLR0018	TX	341
1455	MICHAEL JAMES HOWARD	Williamson	78641	VZL4962	TX	377
1456	HERMES YOHARI AYALA-NATAREN	Williamson	78634	RNK6132	TX	167
1457	GRANT BERGLAND HANNA BERGLAND	Travis	78645	NRL2437	TX	166
1458	GABRIEL ELARIO RODRIGUEZ	Williamson	78613	TZH2817	TX	160
1459	BROOKE WOOD	Williamson	78641	RJM2958	TX	300
1460	PATRICK JOSEPH RATLIFF	Travis	78653	VVM0368	TX	384
1461	TOBY LEE TUCKER	Williamson	78642	VNH7767	TX	343
1462	YAACOV RODOLFO LEIVA	Travis	78747	VBP1066	TX	389
1463	JANICE ARACE VASQUEZ-GUTIERREZ	Travis	78660	VMT4938	TX	366
1464	TAYLOR SUNSHINE KING	Williamson	78641	TRG8451	TX	252
1465	ALLISON SHERWOOD DUGGAN	Travis	78759	VHL8914	TX	184
1466	CHLOE LEFAIVE	Travis	78727	PJK0329	TX	307
1467	MIGUEL RUIZ JR	Travis	78744	WFH4999	TX	479
1468	ANDY ALVARADO	Harris	77093	VMD2016	TX	306
1469	LUZ M GRAGIDO	Hays	78620	TZD8901	TX	157
1470	EXPRESSION FURNITURE	Dallas	75247	VSL6105	TX	301
1471	DESTINY ORTEGON	Caldwell	78648	WCL0615	TX	375
1472	SMART AIR SERVICE CO INC	Hays	78610	RYL5536	TX	238
1473	CAPITAL METROPOLITAN TRANSIT AUTHORITY	Travis	78702	1497629	TX	346
1474	KIRK M LEWIS	Travis	78726	RFN7240	TX	204
1475	ALEJANDRA R SANCHEZ	Travis	78753	TRR0538	TX	357
1476	ERICK ARSENE SIBA	Williamson	78613	WCD9968	TX	344
1477	MICHAEL REESE FLORENCE	Williamson	78641	WFS7498	TX	357
1478	MIGUEL GARCIA	Williamson	78641	7791L58	TX	375
1479	MARITZA CARRASQUILLO VARGAS	Williamson	76537	WFH1805	TX	408
1480	ERNESTO CASTILLO RAMIREZ	Caldwell	78616	VGZ3937	TX	140
1481	STEPHANIE COPELAND	Bell	76542	VFS9715	TX	164



CENTRAL TEXAS REGIONAL  
MOBILITY AUTHORITY

## CTRMA Prohibited Vehicles

1482	DAMIAN CRISTOBAL ESPINOZA	Montgomery	77386	TXW1231	TX	385
1483	JEFFERY DEMPSEY	Burnet	78611	VSZ3550	TX	377
1484	JACOB MCCALED	Burnet	78605	TYT5868	TX	236
1485	JOSE A ARELLANO HERNANDEZ	Bexar	78237	TMX1678	TX	158
1486	HENRRY CASTRO	Travis	78758	VJF0228	TX	192
1487	ADELKIS KARINA MAITLAND	Travis	78748	SXT1891	TX	309
1488	ALICIA GABRIELA LUCERO	Travis	78660	SYJ8618	TX	208
1489	ERIC LYNN PENROD SUSAN MARIE PENROD	Coryell	76528	NWV1734	TX	162
1490	SHAKIRAH BROWN	Bell	76543	VCZ4418	TX	297
1491	VICTORIA RAE MUNGUIA	Travis	78759	TVH3638	TX	185
1492	MARIA ISABEL HERNANDEZ JUAREZ CRISTIAN DANIEL HERNANDEZ	Hays	78610	SFL1414	TX	182
1493	BRIAN GERALD SPARSCHU	Williamson	78641	LLS5873	TX	313
1494	MELYSSA MICHELLE GALINDO JESUS DAVID JIMENEZ	Hays	78640	VPL5984	TX	258
1495	ABIGAIL JAMILEH ORTEGA MENDOZA	Travis	78653	VBP0015	TX	417
1496	ALFREDO NAVARRO CERON	Hays	78640	ANC27	TX	186
1497	RICARDO CALLEJAS	Travis	78660	SMX8163	TX	142
1498	TERRY OVERSTREET	Travis	78660	7271C20	TX	456
1499	ROGELIO MACIAS	Williamson	78615	TBS4073	TX	223
1500	ISABEL VILLAGOMEZ GOMEZ	Bastrop	78659	RWW9484	TX	298
1501	CHYNA TAIXIA LENHART	Williamson	78664	TWN6593	TX	305
1502	DAKOTA PARDY	Williamson	78633	TRV0860	TX	252
1503	RYAN HARRIS	Williamson	78665	RBZ5776	TX	315
1504	JARED DON SCHMIDT	Hays	78620	VKY8290	TX	243
1505	GEORGE HANNA KOSHO TARGET DRIVING SCHOOL	Travis	78753	SPX8958	TX	131
1506	TRAVIS COUNTY C/O PURCHASING	Travis	78701	RLG0658	TX	371
1507	ESTEBAN IGNACIO GUTIERREZ	Travis	78751	VKY9635	TX	144
1508	GABRIEL ESPIRITU GUARNEROS	Travis	78754	VPK2245	TX	267
1509	MICHAEL WILLIAM FERREIRA PLACIDO	Travis	78754	VDF8661	TX	217
1510	TAMARA NAFAL	Williamson	78641	RBS8259	TX	303
1511	JAMEL LEE WILSON	Travis	78660	VXP6479	TX	353
1512	SOPHIA LENEE ELDRIDGE	Williamson	76574	VYZ0948	TX	408
1513	VANDA QUISHAE EWERS	Travis	78653	TLZ9971	TX	398
1514	MICHAEL ALEXANDER HARRIS	Travis	78653	WCB9314	TX	397
1515	NEPHI LEE HERNANDEZ	Travis	78725	VBP7200	TX	152
1516	ERICK OTONIEL LUCERO MALDONADO	Harris	77022	VPZ7189	TX	271
1517	TIFFANY RENE LITTON	Williamson	78681	TVH8062	TX	150



CENTRAL TEXAS REGIONAL  
MOBILITY AUTHORITY

## CTRMA Prohibited Vehicles

1518	EDUARDO JIMENEZ CRUZ	Bastrop	78612	SYK1816	TX	221
1519	MINA COLIN STROTHER	Hays	78610	KFX9701	TX	158
1520	ARTHUR LEE JOHNSON III	Travis	78741	VLR1428	TX	240
1521	KEITH EVAN ALLEN	Williamson	78613	JXD6006	TX	208
1522	ALI ABDULJABBAR ALHACHAMI	Bastrop	78602	VCB9908	TX	420
1523	RYAN STINSON	Travis	78725	VXR8675	TX	374
1524	ISMAEL HERNANDEZ RIVERA	Travis	78617	VRM2904	TX	337
1525	JOSEPH CAYDEN HAGAR	Travis	78749	CS1P453	TX	261
1526	SCUTUM EXPRESS LLC	Tarrant	76040	R694446	TX	111
1527	VICTORIANO LEAL JR	Travis	78755	CTG4842	TX	387
1528	MICHAEL ANTHONY MENDIETA	Williamson	78641	WFH2878	TX	380
1529	JULIE ANN TOLLEMACHE	Travis	78751	VJY0418	TX	293
1530	KRISTIE STEVENS	Williamson	78634	SJK3322	TX	178
1531	LTR BROTHERS TRANSPORT LLC	Travis	78744	RTG9923	TX	344
1532	YERI BLADI HERNANDEZ HERNANDEZ	Travis	78721	VCY4116	TX	237
1533	BRIANNA GISAILLE WILLIAMS	Travis	78753	7459V79	TX	177
1534	JOSE EDUARDO MORENO MELISSA MARQUEZ	Hays	78640	PYK6199	TX	380
1535	FIDEL ERNESTO FLORES PAZ	Travis	78653	WCS5146	TX	427
1536	DANIELLE LYNN GOOD	Caldwell	78644	VSX1492	TX	277
1537	MELANIE GONZALEZ	Williamson	78641	TTB6780	TX	323
1538	CECIL M JONES	Williamson	78613	VSX1880	TX	321
1539	JUAN G MARTINEZ AGUILLON	Travis	78724	SPZ5762	TX	217
1540	MICHAEL KELLY BURNS	Williamson	78664	VYV9983	TX	376
1541	MATTHEW RYAN SOBECK	Bastrop	78612	WGX3440	TX	445
1542	ALLSTATE INSURANCE COMPANY LSE	Harris	77504	THX4523	TX	392
1543	EDUARDO H DIAZ	NULL	74851	OPX281	OK	239
1544	DA SHABRE JONTA DESHAY	Travis	78727	WCT0199	TX	463
1545	LISA MARIE GARNER	Bell	76549	JSW0507	TX	226
1546	ARMANDO DE LA ROSA SERRANO	Williamson	78664	SNB4299	TX	255
1547	TALHA TUFAIL	Williamson	78641	WKF1462	TX	385
1548	GRACE ELLEN HOMEROSKY	Williamson	78634	VBG5893	TX	171
1549	BRANDON PIERINO	Coryell	76522	VZH4690	TX	338
1550	REBEKAH NAOMI FLORES	Williamson	78641	VRJ7990	TX	218
1551	JERRALD THOMPSON	Williamson	78717	VSP6203	TX	154
1552	CHARITY ELIZABETH SUSTAITA	Williamson	78664	SYK0711	TX	198
1553	JAYLEN JASHAWN DESSELLE	Travis	78759	WCS5116	TX	374





CENTRAL TEXAS REGIONAL  
MOBILITY AUTHORITY

## CTRMA Prohibited Vehicles

1554	DENNIS CORWIN BOYCE	Bastrop	78612	CFY8415	TX	180
1555	JESUS DAVID ZAMBRANO LOPEZ	Williamson	78717	VJS2708	TX	224
1556	CHRISTINA MICHELLE BOLES	Montgomery	77365	BCV8319	TX	212
1557	ERICA RENDON TREVINO	Williamson	78613	JRG2040	TX	204
1558	JOSE JEANCARLOS VEGA MEJIA	Travis	78758	TZG9020	TX	238
1559	BRSM LVIV INC	Hays	78610	WDT6161	TX	391
1560	JAZZMIN DAVIDSON	Travis	78660	VHX8580	TX	233
1561	BRITTNEY CHARNAE HUNTER	Williamson	78665	VKY4619	TX	216
1562	NICOLE MITCHELL	Williamson	78664	PYB8257	TX	174
1563	WILLIAM C BOSSIER	Williamson	78641	WCF0688	TX	309
1564	ROSEANN CLARK	Bell	76502	RRT0460	TX	162
1565	PAXTON LEIGH HOWTON TAMI JO BRYANT	Travis	78653	SNH8466	TX	342
1566	MARIA CARMEN MURO	Bastrop	78621	WCT8028	TX	379
1567	LUIS A FIGUEROA SR	Travis	78725	VXR2690	TX	292
1568	RIDGELINE OVERHEAD GARAGE DOOR LLC	Travis	78660	VVF2984	TX	275
1569	DEBRAH DENESE FRANKLIN	Bastrop	78621	WFB2907	TX	442
1570	VIANNEY ALVARADO	Hays	78640	PZB0850	TX	132
1571	MARK ROBERT JOHNSON ROBERT H JOHNSON JR	Travis	78704	RYX5952	TX	135
1572	FELIX REYES MARTINEZ	Bexar	78242	VNX9177	TX	239
1573	JACQUELINE ESTRADA	Williamson	78664	DKH8596	TX	238
1574	CLYDE DAVIS JR	Travis	78744	TNL7438	TX	217
1575	LAROY JOHNSON JR	Bastrop	78612	9WCJG	TX	141
1576	AMANDA ST AMAND	Travis	78724	VLT2131	TX	510
1577	DAMIAN MICHAEL MILLER	Hays	78610	7733X62	TX	412
1578	JIMMY MARTINEZ FERNANDEZ	El Paso	79912	NRC7560	TX	325
1579	ISZALE GORDON BROOKS	Bell	76549	VNX4016	TX	245
1580	GABRIEL E EGBUSON	Travis	78753	VVK5660	TX	228
1581	JOHN PAUL LOERA-MANCILLAS	Travis	78653	VYR7826	TX	346
1582	KENNETH JOSEPH MOREAU	Travis	78660	VXS7857	TX	278
1583	LAKEN HUGHES	Travis	78660	SYM2956	TX	169
1584	SERGIO DAVID VERA	Bastrop	78621	TJW0758	TX	371
1585	CYRUS NASHON LEWIS	Harris	77073	VPZ7335	TX	316
1586	DARIEN R BOREL	Travis	78653	VTH3055	TX	400
1587	BARBARA ANNE ORNELAS	Travis	78653	VSZ4926	TX	301
1588	MELISSA BEAUMONT	Caldwell	78644	JVH0906	TX	170
1589	JACKIE ESCOBAR OLIVER	Travis	78734	WCB4519	TX	324



CENTRAL TEXAS REGIONAL  
MOBILITY AUTHORITY

## CTRMA Prohibited Vehicles

1590	JAMES HENRY ALDRIDGE	Travis	78745	VJG5819	TX	348
1591	MELISSA MARIE TONEY	Hays	78610	THZ2500	TX	347
1592	SERGIO HUMBERTO MARTINEZ	Travis	78748	TMP4410	TX	394
1593	COURTNEY ELAINE MCCOY	Burnet	78605	RLG4477	TX	278
1594	ROYLAN VILLALON GUEVARA	Travis	78660	VCX9433	TX	190
1595	AMANDA LAUREN ZAPATA	Harris	77047	SWL9732	TX	212
1596	CORINNE EMILY CAUDILLO	Travis	78653	NXL2053	TX	379
1597	MIGUEL ANGEL SEPULVEDA	Hidalgo	78574	NSK0037	TX	242
1598	KATY ELIZABETH BRUCE	Travis	78759	PZZ9465	TX	371
1599	TINISHA JUAREZ	Williamson	78641	VXR9250	TX	279
1600	ISIDRO HERNANDEZ LOPEZ MARIANA HERNANDEZ NINO	Bastrop	78612	VJF7542	TX	307
1601	CHRISTOPHER TOMAS GARCIA	Travis	78744	WCB6764	TX	307
1602	BRIAN YUSEF BERNARD	Travis	78703	VKZ3589	TX	185
1603	EDUAR ENRIQUE GONZALEZ MARCANO	Travis	78724	VFT1426	TX	159
1604	JORGE PRIETO	Williamson	78613	THD2278	TX	228
1605	KATELYN GROSS NEDWARD GROSS IV	Travis	78745	VVM0270	TX	267
1606	D GUERRA CONSTRUCTION LLC	Travis	78724	GVC0612	TX	268
1607	FRANCISCO CAMPOS YOLANDA GOVEA CAMPOS	Travis	78653	WCB0378	TX	399
1608	STAN THORNHILL	Travis	78750	VBF2887	TX	153
1609	DWAYNE EDWARD GREGORY	Travis	78739	VKZ3519	TX	198
1610	JACOB R LECLAIR	Williamson	78613	DAANSR	TX	282
1611	CARLY MEE	Caldwell	78644	VPG7902	TX	242
1612	JAKOB ANTHONY MUNOZ	Williamson	78664	SMY5718	TX	245
1613	MATTHEW GEORGE	Williamson	78681	NXJ0662	TX	420
1614	JOHN MICHAEL BANLEY	Hays	78610	MXX4412	TX	271
1615	REINA ISABEL MORALES GARCIA	Travis	78617	RNK9119	TX	140
1616	UGOCHUKWU NNAMDI AKUJOR	Williamson	76537	VJS0615	TX	114
1617	CHRISTOPHER SETH BRIGGS	Kerr	78028	MDH3214	TX	413
1618	RASHAD QUARLES	Williamson	78634	RPH5519	TX	151
1619	SETH MACIAS MEZA JAVIER MEZA	Bastrop	78612	TZH7074	TX	132
1620	JEREMY EUGENE ROMERO	Williamson	78634	PJD5110	TX	308
1621	SERGIO GARDUNO SOLORZANO	Travis	78653	VZJ2471	TX	365
1622	CRISTIAN GUTIERREZ PEREZ	Dallas	75062	VMV3450	TX	266
1623	JOSEFINA CRUZ DOMINGUEZ	Bastrop	78659	HRX3416	TX	317
1624	JIMMY LEE SALAS	McLennan	76557	PLX3570	TX	154
1625	TIANNA KEANDREA HIGGINS	Bastrop	78602	WCT5597	TX	376



CENTRAL TEXAS REGIONAL  
MOBILITY AUTHORITY

## CTRMA Prohibited Vehicles

1626	BRIDGETTE ANTOINETTE CURRY	Travis	78752	WCT1114	TX	327
1627	SIRENA MARI MARRERO	Caldwell	78644	VKS6018	TX	172
1628	URIEL MARTINEZ	Travis	78653	TRC1392	TX	366
1629	BENJAMIN WOLFE	Williamson	78717	SBY7439	TX	295
1630	NEREIDA VILLARREAL	Hays	78610	TLM3918	TX	324
1631	MARK HOFFMAN	Williamson	78642	VCB5980	TX	200
1632	JACOLBY WALSH	Williamson	78626	VCZ4344	TX	280
1633	WILLIAM MOISES DOMINGUEZ JR BIANCA ESTELA ROCHA	Travis	78660	WCT4270	TX	437
1634	WHITNEY REYES	Williamson	78641	SHP3274	TX	297
1635	TC HUNTER KEEFER	Travis	78753	TGN5000	TX	218
1636	ROGER ALBERT GONZALES	Williamson	78613	VTL9448	TX	250
1637	JOSE ANTONIO MORALES MENDEZ	Travis	78723	THW5959	TX	195
1638	VICTORIA S REYES-ALEXANDER	Travis	78653	VBG7001	TX	150
1639	JOSEPH JANES GORDON JR	Travis	78725	WCB6702	TX	365
1640	MAURILIO MALDONADO II	Bastrop	78612	WFJ3000	TX	358
1641	WILLIAM JAMES CHRISAN	Bastrop	78602	VSP8711	TX	253
1642	SILVA P DELGADO RODRIGUEZ	Travis	78744	WCS5843	TX	364
1643	JUAN BENITEZ JR	Hays	78737	PVZ7191	TX	171
1644	JAZMYNE DENISE-ROCHELLE FADEYI	Williamson	78626	VSRI332	TX	189
1645	MICHAEL ANTHONY FLORES	Travis	78745	TXN3308	TX	255
1646	JESSICA WRIGHT BENSTOCK	Travis	78730	RLF8646	TX	181
1647	ZAKKARY RYAN MILLIGAN	Williamson	78613	VSBI206	TX	348
1648	LORENZO RENE GUERRERO JR JASMIN DANIELLE GUERRERO	Williamson	78641	VPH5876	TX	328
1649	LORIE LEE HOLDER KEVIN MCKINLEY HOLDER	Bastrop	78602	LGX1096	TX	281
1650	CHRISTOPHER SHAWN PARLETTE	Travis	78744	PLW7842	TX	274
1651	CHRISTOPHER BO MITCHELL	Travis	78753	WDP3037	TX	375
1652	SEAN DARNELL HARRIS LUCIANA YVETTE MCBRIDE	Travis	78754	VVL3625	TX	425
1653	MARK BENJAMIN CAMARENA	Cameron	78552	VGC5454	TX	224
1654	SAUL REYES GUZMAN	Travis	78719	WCC0523	TX	304
1655	PAUL JOSIAH MILLER	Travis	78701	SLK6483	TX	239
1656	JAMES LEWIS	Travis	78669	MCY0648	TX	152
1657	TROY NELSON DUNAGAN	Lampasas	76539	RWM3323	TX	341
1658	SHARON CHAVEZ	Travis	78617	SLL6297	TX	164
1659	THIS ENTERPRISE LLC	Harris	77095	TSX0723	TX	258
1660	ISAIAH JOHNSON	Hays	78737	BD21707	TX	286
1661	JUDY A RAY	Travis	78645	BTC3544	TX	154



CENTRAL TEXAS REGIONAL  
MOBILITY AUTHORITY

## CTRMA Prohibited Vehicles

1662	CLARA GRACE ALLEN	Bastrop	78612	TDZ5271	TX	341
1663	ANTHONY TREVON MEANS SR CHELSI MEANS	Bell	76548	VMG0651	TX	369
1664	MARY CHITWOOD	Burnet	78605	NVG6269	TX	228
1665	EMMANUEL ISIAH DELOATCH MARILYN LIQUITA WILLIAMS	Williamson	78634	VZH7333	TX	317
1666	AHMED THABIT ABDEL JABAR	Williamson	78664	WDT0694	TX	339
1667	KRISTN HALEY LABORDE	Williamson	78681	WDT0227	TX	267
1668	TRENT VOSS	Bexar	78233	SYW2288	TX	252
1669	STEVEN VIGIL	Bell	76542	TXP3448	TX	270
1670	LESCILLE CANETE WALKER	Travis	78759	WGW2942	TX	331
1671	KIMBERLY VILLUENDAS CARINO	Bexar	78112	VJL9883	TX	186
1672	MARTIN JAIMES ROJO JARUMY BRISENO PARTIDA	Williamson	78641	VFL4992	TX	202
1673	JULIO CESAR VANEGAS CRUZ JESENIA MAYBETH WILSON	Travis	78753	WFH2303	TX	359
1674	HARRISON PHILLIPS GODLES	Travis	78741	VJF7877	TX	340
1675	THOMAS LANE WHITT	Williamson	78642	RWV6810	TX	165
1676	KEVIN MICHAEL ECKELKAMP	Travis	78750	VXP8865	TX	308
1677	JOAQUIN FLORES	Williamson	78634	VRV2021	TX	179
1678	JUAN A CARRASCO FRANCO	Travis	78653	VCG6095	TX	406
1679	SYMONE DESHAY HARDEN	Travis	78723	WCB3283	TX	399
1680	RHONDA MORREN WEST SCOT ALLEN WEST	Bastrop	78621	VMD9843	TX	377
1681	HANNAH MAURINE OESTREICH	Burnet	78654	VDH0446	TX	195
1682	MICHAEL EVAN ALBRECHT	Williamson	78664	VVL7067	TX	252
1683	ALICIA VOIGTS	Williamson	78641	VGG4196	TX	154
1684	CHRISTOPHER CODY SCHWAB	Williamson	78641	WFG8167	TX	316
1685	MICHAEL ANTHONY SOPHUS JR CHRISTINA FAITH ALLEN	Travis	78653	VGL8337	TX	300
1686	MARISEL BALLARD	NULL	78108	TCZ5066	TX	169
1687	STEPHANIE ANN TREVINO	Williamson	78628	NGB4830	TX	230
1688	LINDA R ROSS ROBERT ROSS	Williamson	78641	VJD8393	TX	174
1689	KRISTEN TAYLOR CIKALO	Bastrop	78612	VGZ1719	TX	205
1690	ERIKA VEGA-LOPEZ	Travis	78724	WBH5527	TX	360
1691	LOURDES TAMAYO	Travis	78704	VYV1237	TX	339
1692	SATHYA S MABBU	Travis	78736	DMC4198	TX	151
1693	ROGER M MONDRAGON FLORES	Travis	78745	WFH5933	TX	319
1694	KIMBERLY BATES	Travis	78728	VYS7279	TX	439
1695	TOMAS JAVIER MARTINEZ DIANA GONZALEZ MARTINEZ	Hays	78640	RRX7240	TX	178
1696	BERTHA FLORES	Bexar	78221	SCZ2661	TX	242
1697	KEVIN JIOVANI SOTO-BARCNAS NORMA BARCNAS CANAS	Caldwell	78616	TGN8009	TX	152





CENTRAL TEXAS REGIONAL  
MOBILITY AUTHORITY

## CTRMA Prohibited Vehicles

1698	KARLA YASMIN TORRES FERNANDEZ	Bastrop	78612	VKX8675	TX	199
1699	GUADALUPE HERNANDEZ	Gonzales	78629	VGZ3938	TX	273
1700	LEONEL CASAS ARCE	Caldwell	78616	TLM1450	TX	157
1701	DANIEL LEE OSTEEN	Hays	78640	RZL2561	TX	155
1702	ANDREA MARIE FISHER	Williamson	78634	VXY8648	TX	355
1703	FRANCINE COLEMAN	Travis	78660	RGW5566	TX	211
1704	KEVIN D FLORES	Travis	78617	VNH4280	TX	301
1705	SERGIY SHEVCHENKO	Williamson	78641	TGN8167	TX	286
1706	BRANDON DAVID COLLINS	NULL	78721	VJS2205	TX	168
1707	JENNIFER A YANEZ	Travis	78727	DNM9849	TX	128
1708	RYAN THOMAS LONICH	Travis	78702	VVK8927	TX	333
1709	MARIA GUADALUPE ROMERO	Bell	76504	VKY8400	TX	161
1710	JACOB LANE ROGERS	Bastrop	78602	VZC3526	TX	295
1711	PHILLIP ROLAND GARCIA	Travis	78722	VDD5672	TX	307
1712	NATASHA LAIRD	Travis	78653	WFJ4462	TX	396
1713	ARMANDO PONCE	Williamson	78634	THZ5901	TX	294
1714	GERARDO ADONAY TORRES HERNANDE Z	Travis	78744	VCG7562	TX	245
1715	ANTHONY WRIGHT	Williamson	78665	NPY5732	TX	270
1716	OSCAR CHAVEZ	Williamson	78641	WHD8679	TX	338
1717	PIOTR PIELAK	Travis	78756	WGW1715	TX	291
1718	ASHLY NICOLE GARAY	Travis	78725	VPJ9824	TX	264
1719	GABRIEL G GALLEGOS	Travis	78748	VVK3196	TX	272
1720	KAMILE LEIGHANN HOGUE	Travis	78653	VNF7561	TX	272
1721	KRISTEN DENISE TREJO	Travis	78724	WFH2373	TX	418
1722	SANTOS LUIS CARDON GUIFARRO	Travis	78723	VSZ9751	TX	268
1723	ALEIDA DAMARIS ALVAREZ PALENCIA	Williamson	78641	VNG2544	TX	166
1724	KIMBERLY ANNE LOCKHART	Travis	78745	WCS7026	TX	353
1725	KYLE ANDREW DINGMAN	Travis	78756	GCL8283	TX	267
1726	VIDAL LEAL JUAREZ	Williamson	78641	NDY1362	TX	195
1727	SIERA HOPE BRIZENDINE BRANDON JACQUES CUNNINGHAM	Travis	78617	VTS0505	TX	272
1728	KEVIN J ROSALES	Travis	78752	VSF7690	TX	262
1729	BANDAR SULAIMAN ALKHAMSHI	Travis	78748	VZF4135	TX	262
1730	AARON WILSON LAWRENCE	Williamson	78641	WFS7927	TX	372
1731	CURT JOHN SAUR	Hays	78666	MXX3995	TX	367
1732	FRANCES MARILYN LEVY	Williamson	78613	CD8L373	TX	421
1733	CHRISTOPHER STEPHEN CALIENDO	Hays	78610	TNM1171	TX	228



CENTRAL TEXAS REGIONAL  
MOBILITY AUTHORITY

## CTRMA Prohibited Vehicles

1734	JUAN DEDIOS GALICIA	Hays	78610	SZS5829	TX	294
1735	JULIO CESAR GONZALEZ	Bexar	78211	WFK9084	TX	347
1736	KAYLA MARIE THOMPSON	Travis	78617	PF5601	TX	358
1737	RANDAL TAYLOR	Bell	76571	TTJ9324	TX	281
1738	JOSH MEYRE	Caldwell	78656	RBW8398	TX	145
1739	GEORGE CRUZ	Williamson	78634	TJW5384	TX	141
1740	MARILYN SUSAN BROWN	Bexar	78245	VZJ3653	TX	361
1741	JOEL ADAM BASILE	Williamson	78642	VKD6860	TX	259
1742	MIGUEL ARNALDO SOTO IZAGUIRRE ALBA GUADALUPE DIAZ	Hays	78640	VFT5040	TX	221
1743	ADAM MENDEL	Travis	78744	RWT5162	TX	161
1744	NYOMI TASBY	Travis	78753	WCS7159	TX	368
1745	ALEXIS NICHOLE ZAPATA	Hays	78640	VBP1449	TX	189
1746	DONALD LEE ALANIS JR	Bastrop	78650	VKL9628	TX	231
1747	JESUS GUADALUPE COVARRUBIAS MARGARITA ROCHA COVARRUBIAS	Williamson	78634	VKY8257	TX	269
1748	ADRIAN ROBERT JACKSON	Travis	78653	7753S41	TX	419
1749	MIGUEL ANGEL LIBERATO-CASAS	Travis	78725	VPK3011	TX	278
1750	MARIAH ALIZA GONZALES	Travis	78653	VJR7738	TX	188
1751	HANNAH ADDISON OJEDA	Travis	78747	VCD5000	TX	194
1752	MIRANDA TINA LEE RAMOS PRINCE NAKAI R BROWN WOOLEY	Travis	78753	VXR8906	TX	357
1753	SARAH-MARIE KIDD MILLER	Williamson	78642	VGH2251	TX	171
1754	CRISTIAN VASQUEZ ALVAREZ	Burleson	77836	SMZ6692	TX	231
1755	VALERIE NICOLE RICO JESUS ALEXI PALOMARES	Travis	78725	VFL6816	TX	160
1756	KYLIE JOHNSTON	Williamson	78717	RJG0202	TX	223
1757	CHARLES RYAN CARLTON NATALIE MARIE CARLTON	Williamson	78642	VJF1775	TX	195
1758	HENRY RICARDO PINNIX	Williamson	78626	SBY4873	TX	170
1759	CHELSY RICHARDS	Comal	78133	TBX3267	TX	171
1760	KIARA MARI HOPKINS DAMION LUKE JAMES STONE	Bastrop	78621	WGW3702	TX	515
1761	BARBARA LYNN SEAY	Travis	78660	LMH6887	TX	164
1762	ALEXIS SIENA LONGORIA	Williamson	78641	TSN7515	TX	256
1763	SINBAD V TORRES	Comal	78130	VVK1694	TX	282
1764	SERGIO EDUARDO ROSALES	Hays	78640	PYZ8159	TX	222
1765	BIANCA NICOLE GONZALES	Travis	78735	VFT1684	TX	192
1766	STEPHEN MATTHEW CARDENAS LINDSEY GRACE ROBERTS	Williamson	78613	VFT4981	TX	239
1767	PECAN CONSTRUCTION GROUP LLC	Williamson	78641	WCS9672	TX	296
1768	BRANDY LEE BARRON	Bastrop	78621	VXP8680	TX	302
1769	KYLIE MICKIE UHLAENDER	Williamson	78729	SYJ9995	TX	156



CENTRAL TEXAS REGIONAL  
MOBILITY AUTHORITY

## CTRMA Prohibited Vehicles

1770	ELIZABETH CLEO MCGOWAN	Harris	77077	VCM8164	TX	306
1771	Jacqueline M Perez	Travis	78741	BRJ9110	TX	187
1772	ARMANDO GARCIA GUERRERO	Travis	78724	VRM3334	TX	248
1773	BETHANY DENISE TUCKER	Coryell	76522	VNJ5643	TX	269
1774	ARI FLEET	NULL	66222	PTH6166	KS	235
1775	NKOSI TYEHIMBA DJEHUTI-MES	Travis	78758	PVZ7186	TX	288
1776	TOMMY LEE CATHEY JR	Hays	78610	VPJ7141	TX	230
1777	LAURA CHRISTINE VIGIL-CAMBRON	Williamson	78628	VKX7784	TX	173
1778	RACHEL MCCAULEY	Travis	78727	TDZ7888	TX	149
1779	EVELYN DAVILA	Travis	78723	VJG2005	TX	192
1780	KENIA VILLALOBOS BAHENA	Travis	78724	TCW7507	TX	205
1781	ARITSANDI HERNANDEZ PEREZ	Travis	78753	VNG8035	TX	208
1782	GUILLERMO E GALLEGOS ROMERO	Williamson	78634	TYR8373	TX	277
1783	DANIEL KITCHENS	Williamson	78641	SLP5574	TX	337
1784	TAYLOR FOX	Travis	78728	SFV2101	TX	230
1785	JACOB RYAN BLACK	Dallas	75040	VYB8878	TX	366
1786	TOUSSANT KENNETH BROWN	Williamson	78633	VL0469	TX	136
1787	JAMES STEVE LIVINGSTON JR	Montgomery	77365	LLH4515	TX	194
1788	STEFFANY ISABELLA T MCSWEENEY	Ector	79762	VVN7616	TX	281
1789	JOSEPH MARCUS MORIN	Bastrop	78602	VJG4118	TX	323
1790	MATEO YANEZ HERNANDEZ EDITH ARLENE AGUAYO GARCIA	NULL	78660	WDH6090	TX	315
1791	DAYLEN NOEMI MENDEZ BRAVO	Travis	78653	VPJ4183	TX	262
1792	MARIA D ROSALES FUENTES NATHAN G RODRIGUEZ-ROSALES	Travis	78744	TLL1706	TX	185
1793	HILDEMARO DAVI ALFARO VASQUEZ	Williamson	78634	WFH0246	TX	263
1794	RAEGAN ADAMS	Travis	78721	VKX9729	TX	195
1795	ROBERTO DIAZ	Hays	78640	SJL1294	TX	169
1796	VANESSA G ESTRADA CANTU	Travis	78744	RFF2997	TX	273
1797	CASSANDRA ARTRIC BROWN	Bastrop	78621	VWD1522	TX	368
1798	MIRANDA GRANDA	Williamson	78641	TFZ6869	TX	156
1799	GLASS MART INC	Washington	77833	VVK2651	TX	265
1800	DELVIN ANTONIO SANTIAGO LUNA	Travis	78744	VXR6971	TX	298
1801	BEATRIZ RAMOS SANCHEZ JOSE FRANCISCO ORTIZ ESPINOZA	Bastrop	78662	TBM7697	TX	230
1802	JUAN GARCIA JR	Hidalgo	78572	VGP7191	TX	115
1803	YOLANDA MARIE GREEN	Williamson	78717	VSZ4434	TX	246
1804	ORLANDO ASael CORRAL ESQUIVEL	Travis	78741	TCX5353	TX	298
1805	SAMUEL ISAAC WARD	Williamson	78717	VZC7809	TX	200



CENTRAL TEXAS REGIONAL  
MOBILITY AUTHORITY

## CTRMA Prohibited Vehicles

1806	RIDGELINE OVERHEAD GARAGE DOOR LLC	Travis	78660	VHC0349	TX	154
1807	RAY SIERRAS JR	Travis	78748	LZS6090	TX	341
1808	MARK FELGER	Travis	78703	VGB0934	TX	152
1809	SARA PARKER	Hays	78640	TVJ8809	TX	207
1810	CHARLES EDWARD ADAMS	Travis	78726	WCT0477	TX	303
1811	AUSTIN POWERHOUSE CHURCH	Travis	78736	VSN8393	TX	259
1812	SHAUNTE R SCOTT-HARDAWAY	Travis	78617	WFH1088	TX	355
1813	JACQUELINE BILANDA FABIAN	Travis	78660	TRY7386	TX	268
1814	JEREMIAH D CHAPMAN	Bell	76549	TXJ2003	TX	207
1815	SAMANTHA ANN HERNANDEZ	Travis	78725	VJS7472	TX	302
1816	GINGER LANNETTE BRICE	Travis	78745	VFZ0254	TX	161
1817	ANNA GABRIELA MIRASOL GARCIA	Williamson	78641	TWL7440	TX	308
1818	MARISA LUCAS TAGALOG	Williamson	76574	SYK3027	TX	173
1819	SHONESE SCOTT BROWN	Travis	78617	VJF5758	TX	153
1820	AQUATIC MANAGEMENT OF AUSTIN	Travis	78748	VFY2694	TX	348
1821	JEREMIAH DANIEL KINGSTON	Guadalupe	78155	TLW7979	TX	185
1822	ISABEL BAZA	Coryell	76522	VBD6579	TX	157
1823	WILLIAM ROJAS	Williamson	78681	VRZ8841	TX	167
1824	ARNULFO HERRERA GALLEGOS	Travis	78753	VCZ4831	TX	218
1825	VAUGHN MONROE BROTON	Williamson	78641	VYY9380	TX	243
1826	RAYMUNDO RAMIREZ	Travis	78723	SWM7003	TX	311
1827	LEROY MACKEY	NULL	92236	RLG3441	CA	168
1828	SAKITA LAWAUN KIZZEE	Williamson	78717	TWN7234	TX	172
1829	COLE ROBERT BEDDINGFIELD	Freestone	75840	TNX8486	TX	164
1830	MONICA E SOTELO	Hays	78640	WCB4650	TX	318
1831	SOMMER DAWN ALEXANDER	Travis	78723	VTJ7791	TX	274
1832	BRIANNE ELIZABETH MANGOLD	Williamson	78665	VVK2254	TX	174
1833	ALYSSA GATES	Williamson	78641	RHC7101	TX	256
1834	JOSE FREDY MENDOZA FELDMAN	Bexar	78228	VFJ5344	TX	189
1835	STEVEN F DAVENPORT JERRETTA D JIMMERSON DAVENPORT	Travis	78653	VXS3939	TX	357
1836	JUAN JOEL GONZALEZ GUERRERO	Travis	78617	TLM4395	TX	128
1837	STEPHEN LEE CONTRERAS	Hays	78640	WFH9404	TX	311
1838	CHRISTIAN MADUEZICHUKWU AGU	Williamson	78665	WCS5237	TX	344
1839	EMMERSON PAIGE WALKER	Burnet	78605	VVL0710	TX	247
1840	MAYTE HERNANDEZ SANTOS	Travis	78753	VXS5222	TX	285
1841	LUIS ROBLES ORTEGA	Williamson	78613	VTB8099	TX	472





CENTRAL TEXAS REGIONAL  
MOBILITY AUTHORITY

## CTRMA Prohibited Vehicles

1842	ANDRES ESTEBAN PRETEL DIANA PATRICIA BUCHELLI	Travis	78748	VJG8990	TX	149
1843	BRIAN SCOTT WASHINGTON JR	Bastrop	78602	VRX6931	TX	287
1844	MALIK STOUTAMIRE	Bell	76501	VNX1423	TX	168
1845	TAYLOR VARNER	Williamson	78634	RJF3458	TX	176
1846	ALEXANDER REYNA, JENNIFER RUEDA	Milam	76577	7564H52	TX	388
1847	BRAYDEN COLE BLACK	Williamson	78642	VPH6167	TX	324
1848	JOSEPH ALLEN POLVADO JESSICA MARIE HAYS	Travis	78653	VVL2898	TX	258
1849	MICHAEL ROBERT DIAMOND	Williamson	78642	WKF3356	TX	370
1850	LYLIA CADENA	Williamson	76530	VCZ4051	TX	176
1851	MICHAEL JOHN GRYTA	Hays	78640	VSZ3869	TX	244
1852	JOSE B ALDABA GONZALEZ	Travis	78660	VPR1898	TX	170
1853	ADRIANA NATALIE DOMINGUEZ	Bastrop	78602	VJS5080	TX	238
1854	SERGIO JARAMILLO	Travis	78724	THZ5200	TX	167
1855	WILLIE LEE SCOTT II	Travis	78731	VWH5812	TX	203
1856	JESSICA JOSPHINA UVALLE EUSTACIO UVALLE	Lampasas	76550	RNZ1049	TX	275
1857	1ST FIRE SAFETY	Williamson	78630	SDH4299	TX	313
1858	CRYSTAL LYNN BRADY	Hays	78640	VZL6094	TX	360
1859	ALEX DELEON OLIVAREZ	Williamson	76574	VJS2843	TX	183
1860	MARIA CARMEN MARMOLEJO	Travis	78660	VFS4429	TX	206
1861	NEFTALI TOUCET SANTOS	Bell	76542	WBL0613	TX	319
1862	WILLIAM BYRNE	Williamson	78681	RFP1465	TX	189
1863	IDALIA GUADALUPE CRIADO CRUZ JOSE LUIS LOREDO ROMERO	Hays	78610	VCD6862	TX	113
1864	SAVANNAH MARIE GILLARD	Williamson	78642	SJS2430	TX	263
1865	SHANNON RUTH BUSH	Williamson	78628	WBK8235	TX	352
1866	ALVIS ARIEL MORALES-MACEDO	Williamson	78613	WKS6937	TX	353
1867	BIANCA ALFARO	Travis	78724	WDP5041	TX	352
1868	MARIAH SHANTE EDWARDS	Brazoria	77583	WBW3563	TX	316
1869	ERIK WILLIAM HOGLUND	Travis	78759	VKY5467	TX	141
1870	GIOVANNI SOLEDAD GONZALEZ	Williamson	78613	WGZ4343	TX	305
1871	TERRANCE LAVELL BRYANT SR	Bastrop	78602	VJS5866	TX	212
1872	HAYDEN SCOTT ST CLAIR	Williamson	76574	VYZ0347	TX	258
1873	PABLO ADRIAN SADA GUAJARDO FRANCISCO SADA TIJERINA	Montgomery	77304	VHJ6821	TX	174
1874	LAYNE LOMAGLIO	Travis	78748	TXN6594	TX	242
1875	KAITLYN AILYNN JOSE	Travis	78653	WCV4385	TX	381
1876	ANGELA DE PAZ MONDRAGON	Travis	78660	VPH5775	TX	197
1877	MANUEL WILLIAM MYRIN	Atascosa	78064	VJL9489	TX	168



CENTRAL TEXAS REGIONAL  
MOBILITY AUTHORITY

## CTRMA Prohibited Vehicles

1878	MITCHELL RAY ZEHRUNG	Jefferson	77706	SWT5909	TX	157
1879	ADRIANNA LIZETTE CARRIZALES	Caldwell	78644	TCY4244	TX	124
1880	LEIDY PENA (LESSEE)	Travis	78702	WCD7726	TX	274
1881	JOHN JACOB MIESEN CHRISTINA MARIE TALLEY	Guadalupe	78154	NHW7222	TX	117
1882	CAMERON THOMPSON	Bastrop	78957	VPY0685	TX	194
1883	ACCENT PLUMBING	Williamson	78634	RFN7841	TX	183
1884	ESTRELLA SALDANA	Travis	78617	TXH3041	TX	121
1885	NORMA LIDIA AZUARA	Travis	78754	VVL9865	TX	244
1886	JULIO CESAR RAMIREZ SOTO	Travis	78617	VXZ2639	TX	303
1887	ROSALINDA TINOCO DELACRUZ	Williamson	78626	VTB3217	TX	261
1888	JM ATX TRANSPORT LLC JEFFREY MARTINEZ GUINDIN	Hays	78610	VNH2325	TX	241
1889	KORI LANE SMITH	Travis	78653	WFB0164	TX	418
1890	CRISTINA Y DERAS	NULL	33014	NXLM24	FL	147
1891	MARIO SERGIO MADIEDO OTERO ALFREDO R FERNANDEZ GARCIA	Williamson	78665	VWG1648	TX	252
1892	SHAWANDA JOY STEWART	Bastrop	78612	VJS5953	TX	201
1893	ERICA QUIROZ	Hays	78610	NCF2679	TX	159
1894	CAPITAL METROPOLITAN TRANSPORTATION AUTHORITY	Travis	78702	1497240	TX	322
1895	DARRON LAKEITH SHERMAN SR	Bell	76542	PVN4779	TX	142
1896	DENNIS DURALLE HOSKINS JR	Williamson	78613	VKX9752	TX	211
1897	MARK DEWAYNE EPPS	Hays	78666	THH1401	TX	293
1898	ASHLEY BRIANA CARTER	Williamson	76537	TSN7669	TX	132
1899	TARA MONDE	Williamson	78613	RWH0342	TX	164
1900	PERLA HUERTA-JIMENEZ	Caldwell	78616	TTC1164	TX	214
1901	DEVIN AMRITLAL PATEL	Comal	78130	VCS0704	TX	215
1902	ALEJANDRA MARIZA BECERRA	Webb	78041	TYY1300	TX	348
1903	WHITNEY MARIE KILLINGHAM-LUCKY	Travis	78753	VDF5755	TX	220
1904	AMBER M SPARKS	Harrison	75672	TYP1848	TX	143
1905	LAKEISHA JEANETTE CANO JULIANA RENAE REID	Travis	78744	VSZ9487	TX	240
1906	JAKAYLA HULL AASIYAH K HULL	Bell	76542	TYN5034	TX	193
1907	LUIS ARRIAGA	Travis	78753	MYT0700	TX	138
1908	CHRISTOPHER MICHAEL PERRY	Williamson	78641	TZH5951	TX	254
1909	TERRELL DAVIDSON	Travis	78660	WGD9884	TX	288
1910	FRANCISCO ALEXANDER CASTILLO	Travis	78617	PPF4586	TX	480
1911	MARINA CALLEJAS	Hays	78640	WBH4163	TX	278
1912	JEREMIAH Z QUINTERO	Travis	78653	VVK7138	TX	392
1913	JAMIKA TIERRA WADE JAMES LAMONT SMITH	Travis	78660	VXP9865	TX	259



CENTRAL TEXAS REGIONAL  
MOBILITY AUTHORITY

## CTRMA Prohibited Vehicles

1914	JUSTIN ROLLIN TOWNSLEY ANGELIA NICOLE TOWNSLEY	Williamson	78641	HWP8026	TX	294
1915	LEE-ANN MEGAN TANZA	Travis	78745	TGM9099	TX	339
1916	SAMANTHA BRITON MIRELES	Bastrop	78621	WFH0552	TX	380
1917	CATHY RENEE OVERTON-MAYS	Travis	78660	WBH5816	TX	371
1918	ALEXANDRIA ISABEL YBARRA	Travis	78725	WCS4925	TX	183
1919	THEODORE T GOMEZ	Williamson	78626	VMG9598	TX	209
1920	SRAVANTHI GOVINDAM	Williamson	78642	VND0116	TX	272
1921	MARQUESHA U FREEMAN	Bexar	78202	PVJ7766	TX	388
1922	ROBERT PRESTON VANCE	Comal	78130	PTY5169	TX	189
1923	RAVAL REMODELING LLC	Bexar	78212	TSL1407	TX	186
1924	LINDA IDALIA LEON ALEC LEANDRO HERNANDEZ	Harris	77064	RGN2944	TX	260
1925	SHELBY SKERO	Harris	77484	RCW9420	TX	244
1926	JASHAWN BALANCIER	Travis	78724	VCW0475	TX	190
1927	STEPHEN LAVELL CORNELIUS MAYA ALEXIS CORNELIUS	Bastrop	78612	VNG2249	TX	154
1928	VALENTIN GUERRERO	Hays	78666	KJW9481	TX	132
1929	JAMES J PERCIAVALLE	Williamson	78626	NWC7133	TX	273
1930	TRAVIS WAYNE BUTTERWORTH MARGARET GRACE DUNDEE	Travis	78757	VVK8882	TX	239
1931	KAYLA MICHELLE PRICE	Williamson	78641	VYP9379	TX	232
1932	GIOVANNI LOYA	Bastrop	78621	WBV8433	TX	364
1933	FRANCISCO J ABOYTES RODRIGUEZ	Travis	78753	WCT2131	TX	299
1934	HECTOR MARTINEZ MAYRA ELIZABETH PATINO	Hays	78610	VFL6772	TX	170
1935	JACINTO ESCALANTE SERRANO	Bastrop	78612	CSM0909	TX	268
1936	GARRY LEE DILL	NULL	78641	VSP1211	TX	225
1937	DARRYL TISHAWNE COLLINS	Travis	78726	VSJ7124	TX	258
1938	ESTEBAN LOPEZ TAPIA	Williamson	78628	TFZ5402	TX	192
1939	JULIO PINEDA	Caldwell	78616	VTD4654	TX	228
1940	JORGE LUIS JOYA OLIVAS	Travis	78744	RHS8040	TX	172
1941	OLIVIA NEWMAN JONES	Hays	78640	VPF0503	TX	168
1942	TRAVIS COUNTY C/O PURCHASING	Travis	78701	WCT2100	TX	307
1943	ZCOYA MONET WASHINGTON	Travis	78753	WCC6682	TX	288
1944	HERMIN ANTONIO APONTE BORGES INES COROMOTO NIEVES LINARES	Williamson	78681	WGW3591	TX	300
1945	PRECIOUS ARNESHIA SMILEY	Bell	76549	VGG1568	TX	246
1946	KIMBERLY MICHELE BEASLEY	Travis	78653	VKS6410	TX	177
1947	DYLAN WAYNE PAYNE, CARLY JEAN PAYNE	Williamson	78641	7819W32	TX	370
1948	BELMI ROSAS ELISABET TINOCO CASTELAN	Bastrop	78621	VJS4468	TX	173
1949	DANIELLE CARRASCO	Travis	78724	WCT8114	TX	404



CENTRAL TEXAS REGIONAL  
MOBILITY AUTHORITY

## CTRMA Prohibited Vehicles

1950	LARRY AMADOR	Williamson	76527	VYV0877	TX	281
1951	MATTHEW CHUMLEA	Travis	78756	NKW7454	TX	233
1952	LUIS VARGAS HERAS	Comal	78130	VZL5604	TX	267
1953	YRIS BARRUETA MONZON JORDANY FERNANDEZ BLANCO	Travis	78753	RYY0856	TX	266
1954	LUIS CANDIDO PAZ VASQUEZ	Travis	78752	THW5855	TX	205
1955	MATTHEW SCOTT BARRIOS	Williamson	78641	SMF9479	TX	301
1956	LEXUS DIANE PURCELL	Travis	78653	VKN6500	TX	301
1957	RAFAEL KRISTIAN NUNEZ III	Travis	78723	B24360Y	TX	324
1958	CHALESSICA WILLIAMS	Travis	78617	WCC6703	TX	354
1959	ALEXANDER LEVI MOORE	Bastrop	78602	TZZ2860	TX	212
1960	LUIS MESA SOLER	NULL	33178	TCW8723	FL	269
1961	JACKSON HEATH ORR	Bell	76513	VNX0347	TX	163
1962	TIC THE IND	NULL	70631	Z257307	LA	218
1963	HECTOR JORGE HERNANDEZ	Travis	78726	NYL1029	TX	203
1964	DANIELA GARACIA	Hays	78640	MKW5909	TX	161
1965	DIOSVANY ALVAREZ	Williamson	78613	VKY4928	TX	140
1966	ETHAN NOAH SAENZ	Travis	78741	VGG4928	TX	132
1967	JOSE PEREZ	Travis	78744	VXR7408	TX	263
1968	PAULINE SANCHEZ	Travis	78617	VXR9783	TX	252
1969	CASEY MARIE ANTHONY DEMETRIUS JEROME ANTHONY II	Caldwell	78616	VVF4298	TX	221
1970	ANDREA VERONICA MENDEZ	Travis	78748	VLY6688	TX	196
1971	JOSE MIGUEL CASTRO BERNAL	Bastrop	78650	VMD8414	TX	326
1972	CHANELLE SMITH	Williamson	78634	VJP2618	TX	153
1973	EMANUELA RIDDLE	Travis	78660	VJS5687	TX	286
1974	SIXTO CLEOFAS SANCHEZ	Hays	78610	L1ZZY6	TX	171
1975	NATALIA ROBERTA HERNANDEZ	Caldwell	78656	TSL1623	TX	190
1976	GUADALUPE SAMANIEGO MARIN	Travis	78753	SYJ9348	TX	387
1977	JONATHAN F A RODRIGUEZ	Caldwell	78616	TPX2271	TX	214
1978	ISRAEL PICON JR	Harris	77075	SYB3924	TX	128
1979	CARLOS JR GUTIERREZ	Harris	77238	VDB5654	TX	216
1980	MELISSA VASQUEZ ANDRADE	Fort Bend	77469	NJB9448	TX	164
1981	ALEXIS ESTRADA ZUNIGA DEYANIRA MURO ZUNIGA	Travis	78754	VDJ9940	TX	161
1982	PEDRO DAVID HERNANDEZ HIP KAYLA ABIGAIL SANTIAGO	Travis	78744	VXR8401	TX	224
1983	MATTHEW HALEY	Williamson	78641	WFG7918	TX	262
1984	FREDDIE LEE FALKE JR	Bastrop	78621	VGB1778	TX	267
1985	JESUS D REINA ROMERO	Travis	78728	VZH9934	TX	287





CENTRAL TEXAS REGIONAL  
MOBILITY AUTHORITY

## CTRMA Prohibited Vehicles

1986	GUADALUPE D MENDEZ GALUE	Hays	78640	WBB5780	TX	325
1987	WILLIAM MARC TALAMANTEZ	Burnet	78611	VXS7685	TX	272
1988	ZACHARY SCOTT MONTGOMERY	Travis	78645	TDR8329	TX	155
1989	KIEOMI TANNEIQUIA DANT RATLIFF	Coryell	76522	VWX3077	TX	218
1990	DAKOTA BRYCE HALLFORD	Williamson	78641	VND2026	TX	192
1991	MICHAEL ALEXANDER TORRES	Williamson	78626	VRZ9768	TX	189
1992	VALERIE ANNE MABRY VEON ALEXANDER-WADE MABRY	Travis	78720	VS82774	TX	151
1993	LEANN LORRAINE ISHCOMER BOBBI KATLYN DUNCAN	Williamson	78664	GT78XW	TX	166
1994	ENEDELIA ZAMORA LUIS G ZAMORA ROSALES	Travis	78747	VCY0712	TX	206
1995	MANUEL A MORENO	Brazoria	77511	VKB6810	TX	134
1996	Ashley Pickens	Williamson	78628	5IC3M	TX	245
1997	MAUREEN RYAN MCFADDEN	Williamson	78613	JDR9509	TX	279
1998	KELVIN DWAYNE BRADSHAW	NULL	76537	GGG7807	TX	347
1999	ERIKA RAMOS RODRIGUEZ JULIO CESAR LAZO	Williamson	78664	VFL7462	TX	130
2000	CRYSTAL LEAH WILSON CHRISTIAN SCOTT BROWNFIELD	Coryell	76522	VNJ5594	TX	288
2001	JESSICA REIS BRAGANCA	Travis	78728	VXP5942	TX	217
2002	SOHUM SHAH	Travis	78653	RTG5735	TX	370
2003	LARYSSA ALEXIS ARZATE	Travis	78759	PFZ5792	TX	131
2004	JOSE CAVAZOS	Travis	78653	TRW2834	TX	409
2005	JENNIFER JOANNE NEAL OLLIE CARTER DESHAY	Bastrop	78621	VPR3245	TX	179
2006	PIERINA INCIARTE	Travis	78758	NZM0119	TX	245
2007	EDITH RODRIGUEZ	Travis	78660	7583R53	TX	291
2008	ALAN SIFUENTES MORENO	Bastrop	78612	VPJ5339	TX	212
2009	JEFFREY JOHN STONG	Travis	78759	NTY0861	TX	302
2010	JASMIN G VILLALPANDO MENDEZ	Travis	78747	VTN4301	TX	197
2011	EMERITA CORDOVA SANCHEZ	Bastrop	78621	VSN6049	TX	255
2012	MURRAY LUKE GUILLORY JR	Williamson	78634	VVL6836	TX	317
2013	FRANK MUNOZ JR ARACELI C MUNOZ	Travis	78660	VNX6075	TX	178
2014	NICK MCMAHON	Travis	78745	VJD9806	TX	223
2015	JOHN THOMAS	Travis	78748	PTN9199	TX	187
2016	FRANCISCO Y IBARRA MARTINEZ	Hays	78610	VNG3004	TX	156
2017	JA KORI DRE SHAUN MORGAN	Caldwell	78616	VVL1412	TX	200
2018	NATALIE ELIZA GUTIERREZ	Williamson	78641	WGY7165	TX	346
2019	TERESA GAIL PETERSON	Travis	78722	VCT6282	TX	152
2020	RODOLFO VEGA CARREON	Bell	76549	TSN9587	TX	277
2021	MIYO HARUKO BROOKS	Travis	78754	WCF0677	TX	317



CENTRAL TEXAS REGIONAL  
MOBILITY AUTHORITY

## CTRMA Prohibited Vehicles

2022	MARCUS A KOHRING LLOYD B KOHRING	Williamson	78641	WFG8300	TX	288
2023	MICHAELA ANTONICE BOYD	Travis	78754	VXS3141	TX	315
2024	TAMESHIA LEONARD	Travis	78660	PJK4607	TX	189
2025	SHANTERKIA ROCHELLE LEAKS	Travis	78724	WBV4097	TX	310
2026	EFRAIN REALZOLA	Travis	78645	VZX1015	TX	220
2027	LUIS ENRIQUE TORRES BAYALA	Bell	76543	PDY9608	TX	292
2028	LEONCIO SIERRA SIERRA	Travis	78617	VPF1186	TX	214
2029	ERIC HUGO ESCALANTE	Travis	78747	VCY8598	TX	175
2030	FAEJANIQUE ALEXIS CARRINGTON	Travis	78721	7523A72	TX	305
2031	VICTOR M VILLEGAS	Bastrop	78621	BTG1538	TX	211
2032	CRYSTAL DAWN KOPENITS	Travis	78750	NZP3917	TX	198
2033	MICHAEL SOLIS TABATHA RENAE MORIN	Williamson	78613	VJD9553	TX	194
2034	MIGUEL ANGEL ZAPIEN	Travis	78754	PKY5055	TX	143
2035	JOSE EDUARDO GOMEZ MARQUEZ REBECCA ELYSE GOMEZ	Bastrop	78621	WFY3144	TX	361
2036	EMILY BROOKE GOMEZ YOLANDA ANN GOMEZ	Comal	78133	SHF1005	TX	153
2037	MONTEMERANO INC	Harris	77379	FGD8985	TX	203
2038	MARIA ESTRADA	Williamson	78681	VTR8560	TX	161
2039	TODD GRANVILLE CRAWFORD	Travis	78653	SMS4804	TX	197
2040	ANA MARIA ESPINOSA ARRIAGA	Travis	78653	VJS2919	TX	176
2041	JAVIER VELAZQUEZ JAIMES	Caldwell	78616	TZG9675	TX	248
2042	KIERSTYN LACE BRASSEAU	NULL	70706	7578C56	LA	309
2043	ARICELLA MARIE DIAS JONATHAS S DIAS	Hays	78610	VTN4416	TX	226
2044	KRISTINA OLIVIA DILL-WILFON	Williamson	78641	PKZ2956	TX	272
2045	CHRISTY KAY PENNINGTON	Travis	78660	WCF0406	TX	239
2046	ABILENE CORDERO CORDERO LAURA JUDITH TREJO CAVAZOS	Travis	78744	VJG1819	TX	164
2047	DESTINY NICOLE TORRES DEBORAH LYNN TORRES	Hays	78640	RYP7558	TX	251
2048	POCKAVANNH LE NHUY	Tarrant	76018	VDG2211	TX	148
2049	CANDANCE DENISE ROYSTER KEVIN LEN FAGLIE	Travis	78754	VKL9554	TX	189
2050	TRIMLIGHT ATX LLC	Williamson	78628	VTR9827	TX	347
2051	ANGEL MARIE REYNA	Travis	78747	VWN5873	TX	235
2052	TIFFANY ELIZABETH ESPINOZA SAUL ZAMORA BORROEL	Travis	78744	VFJ4960	TX	149
2053	KRISTOPHER RAEQUAN PRIMAS KAMARIA RACHELLE PRIMAS	Travis	78747	WCC4056	TX	279
2054	QUALIFIED MAINTENANCE AND CONS	Guadalupe	78123	VJT3174	TX	189
2055	NADIA ROGERS	Bastrop	78602	VVK2880	TX	259
2056	ARSENIO GONZALEZ PACHECO	Bexar	78258	VSC0363	TX	301
2057	AARON CABRERA	NULL	85501	P7A9EY	AZ	205



CENTRAL TEXAS REGIONAL  
MOBILITY AUTHORITY

## CTRMA Prohibited Vehicles

2058	CATHERINE LYNN LYON TABITHA PAIGE WOOLMAN	Travis	78752	TCX6234	TX	189
2059	ROMAN DIEGO MORALES	Travis	78724	VSB1885	TX	241
2060	YOHANNES BEYENE BELAY	Travis	78758	PPF9062	TX	151
2061	ISAAC MARINO POYATO	Travis	78728	WBW0540	TX	296
2062	FELIX RAMOS YASMIN G RAMOS	Harris	77449	SFF1399	TX	140
2063	ROCKELLE UNIQUE JOHNSON	Travis	78753	VNC9338	TX	162
2064	BRANDY IMM	Travis	78724	PKT1461	TX	371
2065	BRYANT ALEXIS NAJERA-JARAMILO	Bastrop	78621	TRP9574	TX	273
2066	MARIA DELORES HERNANDEZ ABREE RENEE RODRIGUEZ	Travis	78724	VRZ9877	TX	313
2067	TIMOTHY CHONG PRESTON CRYSTAL LYNN BREAUX	Williamson	78641	FKW7022	TX	192
2068	NICHOLAS KENT TILLMAN	Hays	78737	SXH7444	TX	126
2069	JENNIFER PYRON	Williamson	78642	MPL5864	TX	211
2070	JASON BLAZE MACABE DAMON MICHAEL HERMOSA	Travis	78726	VVK5448	TX	217
2071	GUADALUPE VARGAS-VILLAFANA	Caldwell	78616	TRF2418	TX	152
2072	JOSE EDUARDO GOMEZ MARQUEZ	Williamson	78642	VXJ8614	TX	314
2073	JOYCE MARIE DAVIS	Travis	78721	SCG1219	TX	320
2074	ANTHONY ELLIS VASQUEZ	Bastrop	78602	RWN5296	TX	339
2075	DAVIAN DEHOLLIS MONTGOMERY	Bell	76542	VZH7386	TX	301
2076	MARY LOUISE JOINER	Bastrop	78621	MBC0897	TX	237
2077	JUAN DE DIOS RODRIGUEZ	Harris	77038	DGJ6521	TX	377
2078	GERALD BORDEN KERSEY III	Travis	78744	VVK2348	TX	280
2079	MARIE EVELYN MAYFIELD	Williamson	78634	TTK6974	TX	152
2080	ALAN H LEBARON	Williamson	78628	VNN5074	TX	228
2081	KATHLEEN MCGAUGH	Travis	78732	VYT8707	TX	163
2082	CHRISTOPHER MICHAEL SPLENDORIA	Williamson	78628	WCT3930	TX	265
2083	CRYSTAL PERALES	Travis	78745	RVW3834	TX	334
2084	BROOKE ELIZABETH GINSBERG	Bastrop	78602	WCB1159	TX	269
2085	SONIA ALIANA HORANZY	Travis	78750	TJB4155	TX	160
2086	MATTHEW RENE BENITEZ	Bastrop	78621	VVK1803	TX	292
2087	ENRIQUE HERNANDEZ MEZA	Travis	78660	VFS6644	TX	185
2088	EDWARD MAREZ III	Travis	78653	SWY4196	TX	322
2089	ARCELIA LYZETH CRUZ	Travis	78754	WFH2308	TX	321
2090	SAUL MIRELES TORRES	Travis	78725	TXBAMA8	TX	198
2091	MICHAEL SHEA LIPSEY	Williamson	78665	WJW3787	TX	299
2092	ANA BELI ENCISO CAMPUZANO (JASON MANDA (LSE))	Travis	78653	TGN1880	TX	178
2093	CARLOS OROZCO PATRICIA OROZCO	Erath	76446	VGJ7884	TX	276



CENTRAL TEXAS REGIONAL  
MOBILITY AUTHORITY

## CTRMA Prohibited Vehicles

2094	CHAD THOMAS QUATTLEBAUM	Bell	76543	VPJ5740	TX	277
2095	ERIK YAHIR MACEDO AGUIRRE	Travis	78724	VNH9393	TX	376
2096	MARIANA HERNANDEZ HERNANDEZ	Travis	78744	SLL8970	TX	138
2097	NORA MARTINEZ DE SANCHEZ	Travis	78617	RFG9238	TX	314
2098	CRISTIAN GONZALEZ GABRIELA CARREON	Williamson	78634	VJD9896	TX	135
2099	BRIAN SCOTT HALL	Williamson	78613	VWG1454	TX	232
2100	ASHLEE MARIE ARREDONDO OMAR RODRIGUEZ JR	Hays	78610	VXR8741	TX	286
2101	ROBERT ALAN BAKER	Bastrop	78621	WCT0719	TX	322
2102	NINA CARDENAS	Hays	78610	GKR7147	TX	134
2103	ADDISYN KALE CARTER	Williamson	78642	VCB7808	TX	231
2104	MARTIN CLARK	Lee	78947	VNZ9492	TX	156
2105	MICHAEL LEE STOWERS JR	Travis	78660	VRV1649	TX	316
2106	GABRIELLE TUNNELL	Travis	78653	NDN8960	TX	278
2107	APRIL NICOLE JULY	Travis	78721	VXR8262	TX	276
2108	NATIONAL CONSTRUCTION RENTALS	NULL	91345	NFV2967	CA	193
2109	YANIER MONTES DIAZ	Ector	79764	SLM3684	TX	285
2110	JULIO COTTO	Travis	78725	TJB0922	TX	269
2111	GILBERT GERARD CARDENAS	Williamson	78641	VVL5581	TX	290
2112	IMANI JADE WALTON	Travis	78745	VL2400	TX	168
2113	MAF LEASING	Williamson	78634	PLW5661	TX	129
2114	MELISSA DOMINGUEZ VERVER	Travis	78741	VNW1765	TX	141
2115	TRAVIS BARNES	Blanco	78606	VWG5487	TX	257
2116	VERONICA VARGAS	Williamson	78615	BVS3357	TX	206
2117	FABRIZIO SARNACCHIARO ELPIDA SARNACCHIARO	Hays	78610	VTN5384	TX	235
2118	ASJMEION MARCELL	Travis	78660	VVG3793	TX	232
2119	KRISTIAN KAY TRAMMEL	Williamson	76574	VBW0423	TX	181
2120	AXEL PINEDA LICONA	Travis	78660	VGf9889	TX	138
2121	NASH FELAN HERNANDEZ	Bastrop	78621	JRG7384	TX	200
2122	LUIS ARTURO RIOS RODRIGUEZ	Travis	78617	VZH3592	TX	260
2123	HUNTER BELDIN	Bexar	78109	THG3814	TX	175
2124	ANASTASIA JEWEL HORVATICH	Travis	78758	CHS4469	TX	210
2125	SHAYE MARIE GROVES	Burnet	78611	7591L14	TX	282
2126	DAVID DIBEAN	Williamson	78642	DDG7127	TX	324
2127	REGINALD ANDING	Travis	78723	NKY8701	TX	243
2128	VISHWANATH BANGALORE SRINIVAS	Travis	78723	VXS1127	TX	248
2129	CHRISTOPHER DESHAWN GLENN DESTANEE LILLIAN MISHAWN GLENN	Williamson	78634	VRV5109	TX	242





CENTRAL TEXAS REGIONAL  
MOBILITY AUTHORITY

## CTRMA Prohibited Vehicles

2130	RICARDO FELIPE BOTELLO	Travis	78744	WCB6954	TX	323
2131	JAVIER VASQUEZ	Bexar	78217	VPL6665	TX	235
2132	LOGAN NICHOLAS MARTINI	Williamson	78729	VJN3630	TX	128
2133	LORENZO ANGEL ESCARSEGA WENDY MICHELLE MOLBY	Williamson	78664	VRZ9983	TX	150
2134	JACOB D BUTZ	Williamson	78642	LNERPTR	TX	221
2135	CAMERON JASON BURKMAN	Williamson	78641	VNZ8829	TX	311
2136	EDGAR ESQUIVEL	Travis	78660	LFL8017	TX	259
2137	CARLOS A. DELBREY TORRES (LSE)	Hays	78640	WBZ9349	TX	247
2138	PAUL JEREMIAH JORDAN III	Williamson	78613	VWF1586	TX	176
2139	RASHID YASIN GOHE	Travis	78660	SLP0110	TX	224
2140	SANDRA MARCELA SANCHEZ DE ANGULO	Hays	78610	SLF7047	TX	227
2141	KYLE DOUGLAS PROVINCE	Williamson	78729	DD3G004	TX	262
2142	TYLER ALARCON	Williamson	78628	TLK9965	TX	143
2143	ANECIA THAKER	Travis	78653	WCB6416	TX	274
2144	FERNANDO ORDONEZ	Travis	78742	TRP3558	TX	245
2145	ANGEL MAKAI HOPES	Williamson	78628	VTR8306	TX	154
2146	DYLAN HARWOOD	Bastrop	78957	SPN4479	TX	225
2147	CARLOS JAVIER ADAME	Travis	78704	TNM1858	TX	155
2148	JAMIL OMAR NASIM	Williamson	78641	7486W32	TX	316
2149	PEDRO ERNESTO LIMA DE CARVALHO	Travis	78723	TGM4726	TX	208
2150	AMY GRACE WILLIAMS	Gonzales	78629	RGV2507	TX	242
2151	PATRICIA VALENZUELA DE FLORES HUGO ALBERTO FLORES	El Paso	79903	TVX0252	TX	204
2152	YANETH ROSA GUERRA CAMPOS RAMON RAFAEL CAMPOS ZABALA	Travis	78741	SLP3044	TX	214
2153	JOSE ALFREDO ROJAS RICO	Bastrop	78602	VVK0758	TX	213
2154	SANDRA DARLYN BERDOLL	Travis	78617	VRM4812	TX	237
2155	MARIAH RACHEL HARRIS	Travis	78721	WFH3256	TX	335
2156	RITA NICOLE HAWKINS DANNY LOFTIN BECKNELL	Burnet	78605	SC00P1N	TX	169
2157	SIDNEY MICHELLE SMITH	Williamson	78642	FDZ3055	TX	193
2158	JENNIFER FLOK WHITE	Williamson	78665	VMN3583	TX	216
2159	ROGER ROBERT RIFENBURGH	Williamson	78665	TSH6739	TX	212
2160	BRAYDEN NEAL COX	Williamson	78628	TBC4854	TX	222
2161	ANNE E KIGGINS ALLISON KATHRYN KIGGINS	Williamson	78613	VTS1420	TX	239
2162	MATTHEW HARVEY PATLAN TRINITY RENAE MOORE	Hays	78640	VFH4169	TX	197
2163	CASEY JANE MCNEAL JOSEPH DAVID REYES JR	Williamson	78641	VMD9419	TX	236
2164	KIANA AZHANE WILLIAMS	Travis	78728	TFZ7568	TX	139
2165	MERLIN BILLISON JR	Williamson	78626	VCB4553	TX	159



CENTRAL TEXAS REGIONAL  
MOBILITY AUTHORITY

## CTRMA Prohibited Vehicles

2166	KATHLEEN ELIZABETH DELGRANDE	Travis	78748	SNL5256	TX	206
2167	MAN ZHANG MICHAEL DAVID BRADFORD	Williamson	78664	TNK5307	TX	157
2168	LUZ M HARRINGTON BIXI MARGEP PUERTO ALVARES	Travis	78660	VYT9477	TX	250
2169	SARA VICTORIA ELLASON GRAHAM REID ELLASON	Travis	78750	VKY7887	TX	180
2170	LILIA M SIMENTAL	Williamson	76574	VS85268	TX	168
2171	CHAPMAN EDWARD AMBROSE	Bastrop	78602	SZX3908	TX	143
2172	STEPHANIE MARIE HERRERA ASHLEY NICOLE HERRERA	Travis	78745	VXR9667	TX	204
2173	MADLYN ANN NATAL	Hays	78640	VT2623	TX	207
2174	LANCE BERNARDO GARCIA	Travis	78660	VTS1303	TX	250
2175	STACEY ANN RAMOS	Williamson	78626	VPJ1905	TX	188
2176	SELINA MARIA VELA	Travis	78617	VNH8890	TX	175
2177	JERRI ALEXIS ACOSTA	Travis	78721	VJG6436	TX	204
2178	BRITTANY ROSE SMITHEE	Travis	78745	SPW6967	TX	162
2179	ROSIO ARCE GARCIA	Travis	78753	NTY0127	TX	234
2180	DEONNA HAYES	Harris	77389	VRB8534	TX	164
2181	LESLIE MICHELLE FABIAN	Bastrop	78612	WCB5848	TX	309
2182	JESUS DAVID VILLARROEL REYES	Travis	78726	VJY9748	TX	313
2183	SHIRLEY M JAIMES MELENDEZ	Travis	78660	VNH8897	TX	257
2184	BREEA DAWN BOWMAN	Williamson	78641	VWL3816	TX	213
2185	KEYALA LAVONNE FOSTER	Williamson	78665	WGH1461	TX	319
2186	CHERYL RANDALL	Bastrop	78621	VWB7314	TX	284
2187	DAVID J ZALDIVAR MATEO	Travis	78754	VPY2574	TX	180
2188	AARON SHEROME DAY	Bell	76549	VFL8437	TX	207
2189	YAZMINE MONTRANAE HEARD	Travis	78744	VS82400	TX	193
2190	LAUREN ROSE KESTER	Harris	77063	RTY7978	TX	179
2191	JACKI BELEN CABALLERO LUIS CABALLERO	Williamson	78634	VXS6290	TX	381
2192	KATHERYN DIANA SMITH	Travis	78660	WCC5928	TX	281
2193	LAWRENCE RAY CROOKS JR LAWRENCE RAY CROOKS III	Angelina	75941	RPV8960	TX	252
2194	JONATHAN WAYNE HARLIN	Williamson	76530	VRT4303	TX	218
2195	MILENA GONZALES	Travis	78747	VKY5723	TX	251
2196	PAOLA BILAY CERNA ARELLANO	Travis	78749	VRV2996	TX	221
2197	RYAN LEIGH HUNT SYLVIA HUNT	Williamson	78633	WGW1708	TX	281
2198	NYENTY ESAKENONG	Williamson	78642	VLT2873	TX	171
2199	MARGARITO CORONADO, TONI CASTILLO CORONADO	Travis	78617	7528Y29	TX	329
2200	SHELBY NESSA WALTER	Travis	78748	VFJ7211	TX	123
2201	ALEXANDER BLAKE LONG MELANIE ANN LONG	Brazos	77801	LEAK1NG	TX	167



CENTRAL TEXAS REGIONAL  
MOBILITY AUTHORITY

## CTRMA Prohibited Vehicles

2202	ERIC LAFON MOORE HILARY ANDREA MOORE	NULL	78641	TCX8132	TX	256
2203	JANDRYS ADELSON PERNIA MONTALVO	Williamson	78681	VWD2397	TX	204
2204	STERLING MICHELLE GALE	Williamson	78628	VYX0008	TX	184
2205	OLGALIDIA JAIMEZ HERNANDEZ ANDY HERNANDEZ	Travis	78719	WFH9082	TX	275
2206	BRADEN DANIEL PRICE, KENNETH BRITT MCCRUMMEN	Williamson	78641	7722G78	TX	298
2207	AUSTIN ZACHARIAH YOUNG III	Bastrop	78621	VFT5307	TX	339
2208	KOLBE MATTHEWS	Hays	78640	RPB0235	TX	196
2209	MARK ANTHONY GARCIA	Travis	78748	VTH4172	TX	252
2210	EVAN LEE AHR	Travis	78660	NLV0019	TX	235
2211	REMBER RIVAS PINTO LUIS RODOLFO ROMERO SOLIS	Travis	78724	VJD9442	TX	222
2212	BRANDON GAGE BOWLES	Guadalupe	78155	TWL8360	TX	158
2213	UHLE STEVEN HUEY III	Kaufman	75147	PWS0878	TX	202
2214	INDIGO FACILITY PARTNERS	Travis	78748	SRS5962	TX	195
2215	KEATHLEY VIVIAN	Williamson	78613	NNM2817	TX	156
2216	NATIONAL GENERAL INSURANCE	Bell	76501	RSX8728	TX	264
2217	VICTORIA LYNN LUCERO	Travis	78724	VWX1429	TX	262
2218	YAIMARA JUANA PENA PELAEZ LAZARO A SANCHEZ GONZALEZ	Travis	78744	VTB8581	TX	193
2219	BILMA CELESTE ARELLANO,CARLOS EDUARDO RODRIGUEZ SALDANA	Bastrop	78621	VYX5718	TX	307
2220	CHAD PATRICK HARRINGTON	Williamson	78664	VSR0947	TX	127
2221	WILLIAM REED CROSSLAND	Williamson	78628	VXC9226	TX	138
2222	CYNTHIA ISABEL HOLIDAY	Travis	78731	VPR5581	TX	197
2223	ANDREW SCOTT PLUMMER	Travis	78751	WCC4000	TX	290
2224	JAMES STURTEVANT	Hays	78737	VMR3750	TX	220
2225	CHRISTINE MARIE PEREZ	Travis	78653	VFL7426	TX	371
2226	RYAN CLIFTON MCCASKILL	Williamson	78729	VSB2431	TX	166
2227	DESTINY SADE REED	Travis	78660	TZH2318	TX	192
2228	MA TOMASA ZAPATA GUZMAN	Caldwell	78644	VYP9741	TX	200
2229	ALEXA MARTINEZ LOPEZ	Hays	78640	SPC8034	TX	294
2230	LINDSEY KAY SCHAFFER	Williamson	78681	VWG1231	TX	130
2231	WILSON RODRIGUEZ DELFINO YULIANIS RODRIGUEZ DELFINO	Travis	78731	WFS7989	TX	395
2232	LYDIA LOUISE RANDLE	Harris	77088	VWY4536	TX	215
2233	EVELYN KOSCHA COSSEY WILLIAM JAKE ALEXANDER	Bell	76542	RCD2348	TX	180
2234	ERIK ALEJANDRO ESCOBAR	Travis	78723	WFJ6203	TX	376
2235	JUAN MANUEL BECERRA ACOSTA ANNA LUISA DUENES	Travis	78617	PLX5666	TX	179
2236	JASMINE BISHOP	Travis	78747	WCC6757	TX	425
2237	MITCHELL GLOSSON	Williamson	78634	VFM3770	TX	172



CENTRAL TEXAS REGIONAL  
MOBILITY AUTHORITY

## CTRMA Prohibited Vehicles

2238	JESSE DE LA CRUZ JR. ESMERALDA ANNE FLORES	Travis	78747	VBN6213	TX	127
2239	CARLOS ACOSTA	Williamson	78642	SPZ6667	TX	250
2240	ALYSSA CROWELL	Williamson	78628	TBC6231	TX	222
2241	BILL MCLEAN	Brazos	77802	HXK1725	TX	130
2242	VICTORIA LEMIEUX	Travis	78726	VHC2713	TX	129
2243	CYPRESS RICHARD DEMANINCOR	Travis	78653	VRV1250	TX	192
2244	JOSHUA MICHEAL FEELY	Travis	78749	VYT8248	TX	229
2245	EDGAR OMAR SILVA TEJADA	Travis	78653	VJG7472	TX	230
2246	LISBETE JASMIN OLVERA	Caldwell	78616	VVL1532	TX	195
2247	ERIC HAVEL	Travis	78617	VCB9294	TX	218
2248	ROBERT PRESLEY ABEL	Caldwell	78644	WFB0496	TX	324
2249	DAVID DANIEL VALLE	Travis	78724	VXS8840	TX	276
2250	FRANCISCO LEONARDO PEREZ	Bell	76542	VJB6646	TX	185
2251	DAMIAN ISHMEL MARTINEZ RAMIRO MARTINEZ III	Hidalgo	78542	VMD9281	TX	293
2252	ABIGAIL LYNNETTE GARCIA	Williamson	78681	VRV2662	TX	244
2253	JESUS DAVID CAMACHO RICO	Williamson	78634	VJR6275	TX	201
2254	MARIA DE JESUS LOPEZ VELASCO ANGEL GERMAN GARCIA LOPEZ	Caldwell	78616	WDZ9944	TX	299
2255	LESLIE NICOLE JACKSON	Travis	78660	TLM6293	TX	203
2256	JOEL SENGABO	Travis	78753	SYJ3689	TX	117
2257	KENNETH WHITED	Hays	78666	WBH5791	TX	270
2258	WALK STREETS MANAGEMENT LLC DBA RABBIT EV	Travis	78704	VBP1371	TX	186
2259	LIDIA MOLINA	Harris	77071	VDS7934	TX	313
2260	FELIS BALDERAS	Travis	78719	PLX2858	TX	128
2261	FRANCISCO GARCIA	Travis	78758	CY2K036	TX	256
2262	LUIS IBARRA JUAREZ	Travis	78704	VXS2335	TX	303
2263	RUMALDO FIDENCIO MARTINEZ	Hays	78666	TZZ7766	TX	152
2264	ELOSHUA JACOB YOUNG NICOLE RENE YOUNG	Williamson	78642	WDM2429	TX	214
2265	BRADLEY RAY BRADSHAW	Montgomery	77302	NLW9329	TX	243
2266	NIXON HARP	Williamson	78613	VWD1323	TX	191
2267	SHIRLEY SAMPSON STEWART	Travis	78723	VJG7227	TX	167
2268	DESTINY DESPAIN	Travis	78738	NXV6460	TX	210
2269	ANGELA DENISE BROWN ALBERT WILLIAMS	Travis	78745	VPK4688	TX	165
2270	ENIO PELLICIER CASALS	Travis	78728	VTD4741	TX	161
2271	JAMIL WEHBE	Travis	78744	TGZ4196	TX	221
2272	ALIAH DENNY	Travis	78735	SLP8783	TX	314
2273	SAMUEL NIZIGIYIMANA	Travis	78653	LNK2790	TX	336





CENTRAL TEXAS REGIONAL  
MOBILITY AUTHORITY

## CTRMA Prohibited Vehicles

2274	DAVID GARCIA REYES	Lee	77853	TWP0760	TX	244
2275	EUGENE LAMARR HAYWOOD	Williamson	78729	WFH9253	TX	224
2276	MARY SCHOENFELD DAY EMILY ANN GLAWSON	Matagorda	77465	SML2486	TX	135
2277	ARIANNA ZACARIAS	Williamson	78641	SRR4408	TX	248
2278	ERIK MICHELLE TORRES CHALPEN0	Travis	78724	WFH4829	TX	271
2279	MIRYAM MARTINEZ	Travis	78754	CDD2947	TX	110
2280	JOSE CORONADO HERNANDEZ	Hidalgo	78574	TNJ5667	TX	131
2281	CAMERON BLAKE NORRIS	Brown	76823	TGD2211	TX	129
2282	GRISELDA ELISA LOPEZ REINA ROCHELLE WENDLING	Travis	78653	WDS9379	TX	318
2283	AUDREY MARTENS HAWKEN JEFFREY RYAN HAWKEN	Travis	78730	VLM2730	TX	141
2284	CHRISTOPHER NEIL DUNKLIN	Hays	78640	FPX8626	TX	133
2285	ALMA ALEJANDRA RAMOS ISRAEL BALDENEGRO	Travis	78724	VPR1814	TX	198
2286	ANNA MARIA GARCIA	Travis	78724	TYB2832	TX	254
2287	THOMAS JAVIER GONZALEZ	Travis	78753	WFT6710	TX	295
2288	STEVEN WESLEY NICHOLS	Travis	78758	VXS1587	TX	261
2289	TERESA MICHELE WILLIAMS	Williamson	78613	VKN4426	TX	173
2290	JAVED RANA	Travis	78744	8WJFN	TX	147
2291	KATIE MARIE GOMEZ	Williamson	78641	SHJ9394	TX	165
2292	ADAM THOMAS TAYLOR	Williamson	78641	TVF3609	TX	318
2293	ANS PAINTING	Williamson	78613	WCT4934	TX	263
2294	HORTENCIA GUADALUPE MORALES BANDA	Travis	78744	SDH8707	TX	140
2295	ARCHITA SHAW	Travis	78732	VSZ8999	TX	140
2296	VICTORIA ANN AGUILAR FLORES	Travis	78753	SLK7727	TX	210
2297	MICHEL WILLIAM NILES KRISTEN KARYN HOLT NILES	Travis	78748	VJG7121	TX	180
2298	KELLY LYNN ROLOFF	Travis	78744	PLX9356	TX	277
2299	JOE DIMAIO	Williamson	78634	TNL4337	TX	227
2300	CONCEPCION D CASTRO CHAVARRIA	Williamson	78681	VXP4873	TX	223
2301	ESTER CERVANTES	Travis	78758	7470V50	TX	350
2302	CAPITAL METROPOLITAN TRANSPORTATION AUTHORITY	Travis	78702	1579293	TX	339
2303	VACCARRA M WILKINS	Bell	76513	VXS0670	TX	164
2304	ARTURO JAVIER GARZA	Bastrop	78957	WCC4280	TX	289
2305	JOSEPH RAFAEL GATICA	Travis	78747	TBM8179	TX	151
2306	DENISE DEANN DENTON	Travis	78617	VTB4558	TX	210
2307	JONI SUE JAMES	Bell	76549	RPH4042	TX	387
2308	CARLOS ALEXIS JUAREZ DELGADO	Williamson	78626	VWD0868	TX	201
2309	MARIA ROMELIA GUZMAN GARCIA	Travis	78744	TRP3638	TX	150



CENTRAL TEXAS REGIONAL  
MOBILITY AUTHORITY

## CTRMA Prohibited Vehicles

2310	THOMAS JOSEPH AGUELI	Williamson	78641	7531Y59	TX	276
2311	JASMINE MARIE RODGERS JOSE IGNACIO VALLS MUNIZ	Williamson	78613	VWD1833	TX	136
2312	WANDA ISABEL RAYO RODRIGUEZ	Travis	78741	VBP5990	TX	167
2313	ALAN HARVERD LEBARON STUBBS	Williamson	78628	WFS5978	TX	217
2314	DENISE HENSON DEVRON DION DENMON	Travis	78753	VKL9579	TX	201
2315	ALEXANDRIA SPARKS	Travis	78702	MMH0832	TX	272
2316	LESLIE CARRILLO GALVAN	Williamson	78664	JLD1715	TX	125
2317	KANISHA LASHAWN CAMPBELL	Bastrop	78621	WCT5972	TX	289
2318	SEAN RYAN BARTELME ALLEN	Williamson	78634	VPH7078	TX	183
2319	MA MARLEN FIGEROA CASTRO JESUS GUTIERREZ JAIMES	Travis	78660	VJS1828	TX	144
2320	ELISEO ACOSTA DEL RIO	Liberty	77327	SSF3828	TX	244
2321	DIANE TOWNSEND	Travis	78653	TBS4147	TX	395
2322	LAURA LEE SAENZ	NULL	78410	VYS6889	TX	276
2323	ROGER WALKER HARNER	Bastrop	78602	WCC5213	TX	260
2324	LOREN CARTER UTESCH	Williamson	78613	VYY9509	TX	195
2325	JESUS GONZALEZ ALVAREZ	Williamson	78665	WCD8113	TX	240
2326	CHANTELL LATRICE WILLIAMS	Travis	78754	WCC9329	TX	268
2327	CLAYTON JAMES PARKS	Ector	79765	PNH4234	TX	147
2328	KENDALL GREGORY DAVIS	Travis	78748	VNW6454	TX	193
2329	YOLANDA GONZALES	Travis	78748	VWG3371	TX	211
2330	ROBERT ALVARO JESUS ROMAN	Travis	78745	RHS5198	TX	261
2331	LA VERNE PRATT	Travis	78724	1WPCG	TX	262
2332	JOSHUA JAMES WERNER	Grayson	75090	PFY2281	TX	150
2333	RAFAEL GARCIA SOLIS	Travis	78653	VRV1542	TX	308
2334	WHITNEY J YOUNG	Travis	78653	KBM7627	TX	209
2335	SAMUEL LEONARD CREASY	Williamson	78681	VWD2464	TX	189
2336	CESAR GONZALEZ VAZQUEZ	Williamson	78628	VTR8578	TX	137
2337	LIVAN LAGO LORENZO	Travis	78653	VXP9924	TX	295
2338	ALICIA RAMIREZ	Williamson	78641	VPR3296	TX	350
2339	DERRAN FRANKLIN	NULL	75455	BMX3906	TX	320
2340	DEMOSINEE LEEQUINN MAYS	Travis	78744	7550F32	TX	315
2341	ROLAND NJUMENTOKO	Williamson	78641	VMY6788	TX	242
2342	VANESSA MICHELLE CARMONA	Travis	78653	WFJ9665	TX	298
2343	ASHLEY BRUNE	Williamson	78641	BP8P249	TX	184
2344	BLANCA XIOMARA OVIEDO	Travis	78724	VJF8009	TX	139
2345	RACQUELLE GABORRO ORTIZ	Williamson	78665	7530H48	TX	256



CENTRAL TEXAS REGIONAL  
MOBILITY AUTHORITY

## CTRMA Prohibited Vehicles

2346	ADAM MICHAEL SEIGEL	Travis	78728	VTR6870	TX	138
2347	GERMAN ARIZMENDI CRUZ	NULL	78752	THG2883	TX	225
2348	JUAN NOVELLA	Bastrop	78621	TTW3426	TX	132
2349	VENKATESH GUNDBHATULA	Denton	75034	TXV0533	TX	190
2350	ANDREW KURIO	Williamson	78628	VYV1170	TX	116
2351	MICHAEL JERMAINE HUDSON	Bastrop	78621	WCB5727	TX	298
2352	PLACIDO ABRAHA RAMIREZ RAMIREZ	Travis	78617	VFS2914	TX	223
2353	LORENZO AGUILAR	Travis	78741	VNG9053	TX	181
2354	BRANDIE ELIZABETH KIRKWOOD	Bastrop	78602	RNG1594	TX	220
2355	JANETH ZAVALA	Caldwell	78616	SJL4051	TX	265
2356	JULIET LIZA MACCOLL	Travis	78759	WDX3603	TX	208
2357	JONATHAN DILMIRO DELGADO LETICIA DURAN LOREDO	Hays	78610	VXS6816	TX	223
2358	ANDREA L PAREDES	Travis	78702	VJD8887	TX	171
2359	ABRAHAM GOMEZ	Williamson	78634	VMG8875	TX	151
2360	SERGIO EDUARDO CUELLAR MORENO	Travis	78653	RRY0891	TX	285
2361	MISAE SOLIS ARROYO	Bastrop	78612	VMD8014	TX	292
2362	JACOB CARSON PARKER	Williamson	78641	MVD1581	TX	226
2363	COURTNI HALL	Dallas	75241	7496H57	TX	308
2364	DAKAR AUTO SALES LLC	Bell	76541	9N2811Z	TX	288
2365	JOSHUA AARON HARPUR	Montgomery	77386	VGZ5816	TX	172
2366	JACQUELINE BENITEZ WUANDERLY HERNANDEZ	Travis	78725	FVY4386	TX	247
2367	CODY DEAN WEAVER DANA SIOBHAN WEAVER	Williamson	78641	TX4123	TX	185
2368	BRYAN FABIAN ESTRADA ROJAS	Hays	78640	VSZ3681	TX	182
2369	GERNOMINO SERRATO JR	Travis	78727	VCZ3524	TX	229
2370	NATHANIEL ERIC CLARK	Travis	78744	WKS6238	TX	294
2371	JOY ELIZABETH BAILEY BARLOW	Travis	78758	VCZ6598	TX	132
2372	JASON HARPER	Williamson	78613	KLR9833	TX	142
2373	TANYJA KESHAY DAVIS	Travis	78653	TGN7578	TX	135
2374	TERESA A GONZALEZ SALAZAR	Hays	78610	VWG2546	TX	169
2375	ETHAN ALEXANDER GONZALEZ	Travis	78752	VXR8775	TX	259
2376	PEDRO BECERRIL-PEREZ	Bastrop	78621	HRX3871	TX	187
2377	MARIA ELENA DENNIS	Bastrop	78621	TJW0743	TX	127
2378	WHITNEY COLES	Travis	78748	DYT7681	TX	140
2379	NATHAN ANDREW AGUILLEN	Bexar	78251	RCL8492	TX	186
2380	VICTORIA RAQUEL ACOSTA	Williamson	78613	7468H35	TX	251
2381	MICHAEL SUBY	Williamson	78628	VRZ9488	TX	151



CENTRAL TEXAS REGIONAL  
MOBILITY AUTHORITY

## CTRMA Prohibited Vehicles

2382	RACHAEL LYNN BOLING	Williamson	78641	CT8H690	TX	148
2383	JADE ALEXIS BENEDIX JOSE ANTONIO COLUNGA-GARCIA	Williamson	78641	VPR2254	TX	149
2384	KIEL WATSON	Travis	78660	STN3614	TX	261
2385	ANGELA MARIE GOMEZ	Travis	78617	VVK7941	TX	211
2386	QUINTIN LEE	Williamson	78633	NFX0174	TX	140
2387	JOHN ROBERT KOVAS	Williamson	78613	WBP2851	TX	219
2388	NAJIB ULLAH BABAIY	Harris	77036	SKV7164	TX	286
2389	DIONICIO MIGUEL TORRES	Hays	78640	VSP5925	TX	188
2390	GUADALUPE VACA-HUERTA	Travis	78660	VSZ8707	TX	186
2391	RED RIVER LEASING	Bowie	75599	WCW8244	TX	280
2392	TAMARA SHINAE MARTIN	Bell	76548	VJK3356	TX	159
2393	KARLA L MARTINEZ TRUJILLO	NULL	78753	VTR9771	TX	199
2394	ARMANDO RUBIO MELGOZA	Travis	78653	RYV1661	TX	154
2395	JOSE HERNANDEZ BECERRA OLIVIA MENDEZ GOMEZ	Williamson	78664	RBW8688	TX	200
2396	TIMOTHY PRIEBE	Bell	76548	VGF9156	TX	125
2397	MONICA ANN JOHNS	Travis	78753	RLF3002	TX	242
2398	MAYLIN Y RAMIREZ CANALES	Hays	78640	VCP2681	TX	230
2399	MICHAELLA LEIGH MEREDITH	Guadalupe	78155	RJC3932	TX	125
2400	URIEL HERNANDEZ JAIMES	Bastrop	78662	VRT7469	TX	209
2401	SELVIN YOVANI CABRERA LOPEZ	Travis	78617	WFK0030	TX	260
2402	KATERINE LOPEZ RAMIREZ	Travis	78753	VFT0200	TX	280
2403	NOEL MENDEZ RAMON	Travis	78660	VNH5229	TX	178
2404	ANDREA DENISE JONES	Williamson	78664	VKY2619	TX	133
2405	DYLAN THOMAS IONNOTTI	Williamson	78613	WFH9844	TX	421
2406	ANDREW LEE SERRATO	Williamson	78634	WJB4151	TX	281
2407	KATHERINE ROSE MADDOX	Williamson	78665	VXP6295	TX	287
2408	CAMERON MICHAEL TRIAL	Harris	77375	VSP9153	TX	158
2409	ARMANDO ANTO GALARRAGA BARRETO	Travis	78748	VJD8893	TX	202
2410	EDUARDO REYNA GARZA SUSANA GARZA	Hidalgo	78577	MCV4112	TX	166
2411	CRAIG SOTO	Hays	78640	RYW2430	TX	159
2412	PALANA BANKS, ERICA MONET BANKS	Williamson	78641	7518G50	TX	309
2413	HECTOR MANUEL ESTRADA	Travis	78725	VSZ7793	TX	264
2414	MANUEL SERRANO-LOPEZ	Bastrop	78621	VPJ0495	TX	170
2415	KATHERINE THERESA MELLEBRUCH MEAGAN ELIZABETH MELLEBRUCH	Travis	78617	ROYALMM	TX	178
2416	JULIAN SHELTON II	Bastrop	78621	NNV7905	TX	138
2417	RONNY UNDERWOOD MIRIAM FAWCETT	Williamson	78641	VXP7603	TX	187





CENTRAL TEXAS REGIONAL  
MOBILITY AUTHORITY

## CTRMA Prohibited Vehicles

2418	ROBERT TROY NAVEJAS	Hays	78640	LHT0289	TX	249
2419	AUSTIN RAY YOUNG	Travis	78653	WCV4220	TX	279
2420	BHASKER REDDY BUJAMGARI	Williamson	78641	JJG5053	TX	160
2421	ROSEMARY CABALLERO JONATHON REY PEREZ	Travis	78747	KGZ7854	TX	141
2422	ALEXIS MAXIMILIANO CASTILLO	Travis	78754	WGW3405	TX	399
2423	GUADALUPE DORA LUZ GARCIA AGUILERA	Williamson	78634	VWD3290	TX	179
2424	BASILIA LOPEZ DE AGUIRRE	Travis	78744	VVK9270	TX	228
2425	RAUL DOMINGO RODRIGUEZ ELIAS	Williamson	78665	PCJ2620	TX	238
2426	ERICK JONATHAN GOMEZ PADRON	Hays	78610	VCB3085	TX	175
2427	MADALENO PEREZ III	Williamson	78613	VWG1260	TX	244
2428	ALISHA RAE ALONSO	Travis	78660	WCC4177	TX	245
2429	MARSHALL REED	Guadalupe	78155	VXS2324	TX	202
2430	JOSE CORTEZ FONSECA	Travis	78741	TWK7969	TX	176
2431	JUSTIN SPENCER GARRETT	Hays	78737	RP0641	TX	147
2432	BRYAN ANDREW BOUSQUET CASSANDRA GABRIELLE STANHOPE	Williamson	78642	VLM2808	TX	148
2433	AMANDA ELIZABETH BRANDON	Caldwell	78655	VWK0205	TX	126
2434	DONNA MICHELLE MARTIN COLBY RAY JOHNSON	NULL	81223	VJD8850	CO	160
2435	CASEY M LOPEZ	NULL	85142	Z6A84F	AZ	241
2436	JESSICA MARIE PAYNE	Caldwell	78644	TDJ5111	TX	228
2437	JANE ANNE CARTER	Jefferson	77642	TLW9404	TX	161
2438	CIERRA MARIE BARNES	Travis	78747	WCT0948	TX	313
2439	JENNIFER JEAN HARRINGTON	Llano	78639	FFJ0332	TX	142
2440	ANNE EULO	Travis	78747	VSP6343	TX	143
2441	TWYLA LOU DOANE	Travis	78669	VS2413	TX	142
2442	RICHARDSON ALLEN RUTTER-REESE	Coryell	76522	VCN5312	TX	117
2443	ATX 123 LLC DBA PURO CLEAN OF WEST AUSTIN	Travis	78704	SPW4890	TX	245
2444	YULEIS MOTATO	Travis	78741	VMS3125	TX	174
2445	SHEPPERD CONSTRUCTION OF TEXAS, LLC	Dallas	75039	VSL5916	TX	235
2446	ROY WILLIAM WILLIAMS JR	Bastrop	78957	PSD8616	TX	188
2447	MANUEL MOE RODRIGUEZ	Travis	78741	NNM5696	TX	182
2448	HUIJA MORRIS	Williamson	78665	NRM6709	TX	217
2449	RONNETTE FLORES GROOM	Bastrop	78602	VJG3118	TX	118
2450	BERKLEY THOMAS GRILES III	Travis	78750	VFS6678	TX	124
2451	JOSE REFUGIO ARGOTE LOPEZ	Bastrop	78612	TLY2899	TX	148
2452	JOSE ACEVES	Caldwell	78616	VBP1422	TX	108
2453	CAMILLE CRAYTON	Travis	78653	VPM2773	TX	162



CENTRAL TEXAS REGIONAL  
MOBILITY AUTHORITY

## CTRMA Prohibited Vehicles

2454	ALLISON DEAN WHITEHEAD	Williamson	78642	WDS8760	TX	288
2455	MARK NICHOLAS EDGE	Tarrant	76110	VGD4644	TX	238
2456	VINCENT ISIAH TIJERINA	Travis	78745	VXS1603	TX	287
2457	LUIS S FELIX	NULL	73071	PEG853	OK	197
2458	MARCUS DAVONTA COOK SABRINA GABRIELLE FAW	Williamson	78634	VPH4956	TX	120
2459	ANTONIO ACOSTA RODRIGUEZ	Williamson	78664	VXP8712	TX	181
2460	MELISSA PRIMITIVO ANTONIO ARCIDIACONO	Travis	78744	SJK5394	TX	210
2461	GRACE AMBER ALMADA	Travis	78653	VRY2593	TX	265
2462	ANTONIO BRISEL NERIOS	Nueces	78413	VYS4645	TX	260
2463	ERY A CHINA MARTINEZ	Harris	77084	TYN1329	TX	213
2464	TYLER P RIDER	NULL	8753	X30RSB	NJ	146
2465	EMMANUEL KISAMO	Williamson	78641	KNZ1227	TX	277
2466	VANESSA BORJA	Travis	78752	7435B15	TX	291
2467	FERRY VICTORIA GARNER	NULL	78660	THK7364	TX	146
2468	JASAIN ENRIQUE FIGUEROA LOPEZ	El Paso	79928	VZJ5259	TX	277
2469	BARBARA MERCEDES GOMEZ- BROWN	Travis	78660	VSP5910	TX	165
2470	JESUS NIEBLAS MENDOZA	Travis	78653	RHV6901	TX	312
2471	BLACK SWAN LOGISTICS	Travis	78746	LFP6123	TX	147
2472	NIKKI ANDREAS D B CLEVELAND	Hays	78640	WCC6329	TX	236
2473	DAVID ALLEN	Lampasas	76550	VYG3348	TX	335
2474	ELEAZAR FRANCO LOPEZ	Travis	78741	VJJ7766	TX	141
2475	MILTON JOSE PALMA CARRASCO	Travis	78721	TRR0442	TX	130
2476	OSCAR NOE MORALES HUITRON ALFREDO JULIAN TELLEZ	Travis	78728	VRV1645	TX	137
2477	ADRIANNA NICHOLE GARCIA	Hays	78640	WCT5956	TX	275
2478	REBECCA S ANDERSON	Travis	78653	SDH2418	TX	280
2479	STEPHANIE HAUGARTH	Comal	78130	VLM1051	TX	186
2480	BRYAN MENDOZA	Williamson	78634	VNR0131	TX	135
2481	KIRK THOMAS WAGNER	Milam	76577	VDH4782	TX	115
2482	NATASHA LYNN LAMPKIN	Travis	78701	PSP7172	TX	213
2483	ANGIE LEE SMITH	Williamson	78641	VPR5138	TX	138
2484	MEAGHAN LEIGH COMPTON	Travis	78691	VPB3967	TX	144
2485	AMY M SAMILPA	Travis	78748	RGG1867	TX	175
2486	JULIAN MATTHEW VAZQUEZ	Bastrop	78602	VYK8588	TX	336
2487	LARYSSA DANYELLE PACHICANO	Travis	78724	7481L36	TX	312
2488	FLEET SOLUTIONS LEASING	NULL	75087	WCK0895	TX	248
2489	BARBARA ANDREINA AVILA QUINTERO	Travis	78744	VFJ6086	TX	128



CENTRAL TEXAS REGIONAL  
MOBILITY AUTHORITY

## CTRMA Prohibited Vehicles

2490	NATASHA PETITT WALTER PETITT	Hays	78640	CD9H620	TX	217
2491	RUSSELL LYNN KRAUSE	Travis	78660	AM36815	TX	126
2492	STEPHANIE MOLINA	Travis	78723	VVL7236	TX	173
2493	TRAVIS MICHAEL JORDAN	Lampasas	76550	RGH6290	TX	260
2494	COURTNEY THOMAS	Bastrop	78621	VSN8621	TX	375
2495	BAYRON JACIEL CACERES CRUZ	Bexar	78216	SCC8553	TX	154
2496	MALCOLM SMITH	Travis	78724	SYJ0695	TX	202
2497	JOSHUA PARKER	Williamson	78634	VRS7240	TX	189
2498	KARAUN JERRY BANNER JACKSON	Bexar	78109	TLD6629	TX	110
2499	JACOB HARRISON YOUNG DEANNA M MOSSA	Travis	78721	VFT5377	TX	134
2500	MARIUS CRISTIAN MOROSANU LOREDANA MIHAELA MOROSANU	Williamson	78681	VS83180	TX	143
2501	SALINAS STRATEGY GROUP LLC AMY ELIZABETH RISTER	Hidalgo	78501	WCB0767	TX	190
2502	KATIE ANN TOUCHTON	Bastrop	78612	MLV4776	TX	127
2503	DAVID GARCIA	Bexar	78214	VFP3597	TX	233
2504	CASEY WILLIAMS	Bastrop	78602	VPK0111	TX	159
2505	SIMON STUDD	Travis	78652	PXW5489	TX	247
2506	ERIC ANDREW RIOS	Travis	78660	VPR1837	TX	126
2507	RANDALL LEE JONES JR	Williamson	78664	VPK5876	TX	119
2508	RASHUNDRA RICHUN WARE	Bell	76549	TWW1727	TX	143
2509	SUBLIME CONSTRUCTION SERVICES LLC	Lavaca	77964	WBH5655	TX	218
2510	RUDI ALEJO LOPEZ	NULL	78617	VVY2820	TX	159
2511	VERDE GLOBAL CORPORTION	Fort Bend	77494	PMD3913	TX	123
2512	KALIE YAUSSY	Montgomery	77354	LWF1795	TX	220
2513	VALARIE MARCHELL GLOVER	Travis	78728	WFH5354	TX	286
2514	JULIO ELEAZAR ESTRADA	Bastrop	78621	TZZ1655	TX	202
2515	ELISEO SERRANO JR	Travis	78653	WFG9262	TX	288
2516	ABRAHAM SALAS VILCHES	Travis	78758	7731F18	TX	262
2517	REYES MEDICAL AND SAFETY	Hays	78620	EMPS301	TX	185
2518	TANIA ENRIQUEZ PEREZ	Bastrop	78612	SDJ7371	TX	174
2519	MATTHEW ELKJER	Williamson	78641	PRM1485	TX	190
2520	TYLER MICHAEL HORNER	Travis	78725	SRW4519	TX	287
2521	JARRETT BLAKE COLEMAN	NULL	37075	VZC8327	TN	143
2522	ALYSSA RENAE JILPAS	Bastrop	78621	VGB2572	TX	280
2523	JULIO VILLAGOMEZ JUDITH YADIRA PARTIDA	Travis	78741	VBP1601	TX	158
2524	KALEB EARL SAMPY KRISTINA CHERI SAMPY	Williamson	78665	TSN8356	TX	272
2525	BYRON KEITH GREEN OKYCHA LOVE GREEN	Bastrop	78621	VKL9562	TX	128



CENTRAL TEXAS REGIONAL  
MOBILITY AUTHORITY

## CTRMA Prohibited Vehicles

2526	ERIN DANIELLE BLAIR	Hays	78610	VCZ4883	TX	243
2527	PROGRESSIVE CASUALTY INS CO	Harris	77038	8SSZG	TX	179
2528	DIANNA CHRISTINE GREENE	Travis	78728	VSB0339	TX	161
2529	KOBY C MARTIN PETRA P GREEN	Travis	78745	VVL5983	TX	160
2530	CHAE AUBREY BELL	Travis	78742	TTG1385	TX	216
2531	ADOLFO NERI BRIONES IBARRA BLANCA VALERIA CHAVEZ GAMEZ	Bastrop	78621	VPK6142	TX	176
2532	BRIAN PATRICK GOLDSBERRY	Hays	78640	VFV0483	TX	196
2533	BRITTANY JESSELLE RAYOS	Travis	78702	VWD1694	TX	210
2534	MARKUS ENONGENE ELONE FRANCIS AKAMA AJIMO	Travis	78660	VRZ9056	TX	153
2535	LEVI WEA THOMPSON	Travis	78756	VGZ1671	TX	194
2536	OSCAR SIERRA RIOS	Travis	78728	VJM5584	TX	117
2537	PERSEPHONY TANKSLEY	Travis	78721	7792P64	TX	292
2538	TAMIKA NICOLE MAYBERRY	Travis	78747	VCY4515	TX	193
2539	PRISCILLA ELIZABETH IANOS CARLOS EMILIO MARTINEZ	Travis	78745	VPJ0775	TX	202
2540	JAMES R WILSON	Williamson	78641	FYD5140	TX	160
2541	LESLIE CLARISSA SANCHEZ	Guadalupe	78155	VWJ9983	TX	207
2542	SHAKARI SHAQUELLE LAWS	Williamson	78665	VRV2639	TX	113
2543	JUANITA PUGH	Travis	78725	VPG4012	TX	119
2544	ANGELA A MARTINEZ	Bexar	78073	SSZ1965	TX	237
2545	KRIZZY AMADOR	Travis	78704	VJD9058	TX	127
2546	MARJAN ARYANNEJAD	Travis	78727	THZ4123	TX	122
2547	GILBERTO VALENCIA CAPORAL	Travis	78617	RLG9819	TX	214
2548	MIRNA GONGORA FONSECA ADOLIS ALMANZA	Hays	78640	VKZ8178	TX	137
2549	CRISTIAN EDGARDO ACOSTA ALEMAN	Travis	78754	VKT0727	TX	121
2550	WILLIAM ALLAND CHRISTIAN	Travis	78745	VMD7639	TX	190
2551	SALLY MELINDA RODRIGUEZ	Cameron	78526	WCT3052	TX	210
2552	BRANDON TAYLOR	Travis	78754	VJG7711	TX	136
2553	ADRIAN VALERA PEREZ	Williamson	78664	WFH1668	TX	262
2554	WILLIAM LOGAN GARLAND	Travis	78702	7723D50	TX	327
2555	MAIRA BARBU	Travis	78758	VGB3172	TX	121
2556	JOSUE GARCIA MARIANO	Galveston	77539	GZD7789	TX	286
2557	ALEXANDRIA GOMEZ M GOMEZ	Travis	78702	WFH0951	TX	255
2558	ARTURO RAMON LARA	Bastrop	78957	VGf6271	TX	114
2559	NAHUM FERNANDEZ CHAVEZ	Williamson	78664	SDH3612	TX	113
2560	SHRAVANTH VENISHETTY	Williamson	78641	RHR8526	TX	189
2561	CHRISTOPHER REY SALINAS	Hays	78640	VPF1726	TX	187





CENTRAL TEXAS REGIONAL  
MOBILITY AUTHORITY

## CTRMA Prohibited Vehicles

2562	FELIPE SALAZAR	Williamson	78628	VGT8202	TX	236
2563	SETH REESE MYRICK	Lee	78942	VRX6531	TX	176
2564	LAKETA SHEREE WILLIAMS	Williamson	78628	VKZ0088	TX	126
2565	AMANDA KAY WATSON	Williamson	78665	PMG9072	TX	282
2566	CHELBIDAWNE LOUISE GRIFFIN	Bastrop	78612	VRM3153	TX	172
2567	ANGEL CHAPARRO	Bastrop	78621	RMF7856	TX	203
2568	MARIA M GUERRERO JAIMES	Bell	76501	VMG1214	TX	123
2569	MARCO ANTONIO SAMAGO	Bastrop	78621	WBZ9989	TX	210
2570	THE BURT GROUP	Travis	78759	VJG5613	TX	147
2571	NORBERTO DELEON CASANOVA	Bexar	78245	VJM4075	TX	182
2572	NEPHI CHYNOWETH	Travis	78754	PWB6910	TX	127
2573	MARISA N THOMISON KENNETH JAMES THOMISON	Williamson	78634	VWG3481	TX	142
2574	STANLEE ONEAL JACKSON JR	Travis	78723	VWR8802	TX	324
2575	JAIDA SMITH	Travis	78653	7524T33	TX	344
2576	LISA MICHELLE SOTO	Travis	78744	VXP9836	TX	227
2577	CRISTIAN ALEJANDRO RESENDIZ KEVIN EDUARDO RESENDIZ-BECERRA	Bastrop	78602	VSZ4790	TX	154
2578	MA REMEDIOS GONZALEZ CALDERON ARNOLDO DE PAZ GONZALEZ	Bastrop	78621	VSN4415	TX	290
2579	ARWIN SALVADOR ARCIAGA	Williamson	78729	FTZ7840	TX	152
2580	NEREYDA ASCENCIO DE JESUS FELIX J ASCENCIO DE JESUS	Travis	78724	VJF3469	TX	177
2581	STEPHEN SHEPPERD	Travis	78749	SWY4195	TX	200
2582	BIJAN CYRUS IRANI	Bastrop	78659	VGB2114	TX	119
2583	JONATHAN ALEXANDER ROJAS PEREZ	Travis	78754	WFW9340	TX	255
2584	JOSEPH JOHN LUKE	Bastrop	78612	MYS1691	TX	318
2585	HAROLD MANNING	Travis	78617	STL9040	TX	221
2586	EBONY LOUISE GREEN ZACHERY ARON BOTLEY	Tyler	75936	TWX3897	TX	135
2587	KELSON JAMES AMMONS	Travis	78702	VXS2020	TX	177
2588	TANESA KAI PRICE	Travis	78660	VNF7554	TX	229
2589	WILD ROOT COLLECTIVE LLC	Travis	78759	GGNM88	TX	105
2590	EDUARDO R MATILLA LABRADA	Williamson	78664	VNF1002	TX	151
2591	JAMES RODRIGUEZ	Travis	78645	7542Y19	TX	233
2592	RAFAEL REYNOSO JR	Travis	78753	TWC6416	TX	301
2593	BRAYAN BENITEZ MONDRAGON	Travis	78754	VXX0306	TX	250
2594	MELINDA MALDONADO HUGO MALDONADO JR	Travis	78753	WCB5954	TX	223
2595	JUAN ANTONIO ABUNDIZ	Cameron	78550	AJ27168	TX	214
2596	NORMA LETICIA HERNANDEZ DORA LETICIA DEL RIO HERNANDEZ	Caldwell	78644	WCB5496	TX	180
2597	MISAEAL GARCIA CASIANO	Bastrop	78621	VSN8479	TX	170



CENTRAL TEXAS REGIONAL  
MOBILITY AUTHORITY

## CTRMA Prohibited Vehicles

2598	SIGFREDO MANUEL BURGOS	Travis	78728	VJG7428	TX	123
2599	HUMBERTO HERRERA S	Caldwell	78644	SYP5105	TX	143
2600	LARRY MCKINNEY LARENZ NELSON MCKINNEY	Harris	77095	NVL2061	TX	152
2601	MAREK SAWING & DRILLING, L.L.C	Harris	77388	VZT6401	TX	205
2602	ALFORT LEMUEL JR	Travis	78725	PDZ9359	TX	187
2603	LILIANA HERNANDEZ CARILLO	Williamson	78634	VYZ0979	TX	222
2604	BRECKEN JOSEPH ANDERSON VICTORIA JANE ANDERSON	Williamson	78613	VJG0458	TX	102
2605	JOALBERT PALACIOS MARIA HERNANDEZ RODRIGUEZ	Travis	78759	VWK0986	TX	141
2606	KEYTON WAYNE NELSON JUSTYNE VIRGINIA NUESSER	Williamson	78626	VS2227	TX	137
2607	MIRANDA RENEE BANDA JUAN DIEGO CEDILLO REQUENA	Travis	78747	VFS3640	TX	206
2608	MATTYE MCCLENDON	Williamson	78681	TRP7457	TX	143
2609	KIARA THORNTON	Williamson	78634	RCD1052	TX	152
2610	DALILA PEREZ MARRERO	Travis	78759	VXP6000	TX	168
2611	MARIBEL GONZALES	Dallas	75210	TYF7367	TX	147
2612	CARRIE HENRY	Bell	76513	RJK5074	TX	174
2613	DESIREE STEEN	Travis	78759	VVK0502	TX	235
2614	BART LUCAS BRUNKENHOEFER	Hays	78610	RHS7871	TX	170
2615	BREEANNA MARIE MENDIOLA	Travis	78723	VTG4011	TX	157
2616	NATALIE MERINO JONATHAN KIRBY CORTES	Travis	78645	VVK6155	TX	187
2617	OCTAVIANO CORTES SANCHES	Travis	78724	VVL0634	TX	310
2618	ZIRYEAN ZEYVEON BROWN	Travis	78660	VNH5289	TX	185
2619	LUCAS ORNELAS	Williamson	78642	7524B42	TX	301
2620	SHUNDRAYL JEANICE ALLEN	Travis	78724	VXR6786	TX	279
2621	BEVERLY MARKOWSKI	Travis	78745	BN5W785	TX	159
2622	RAFAEL MONFIL ENRIQUEZ	Harris	77084	VLS1565	TX	139
2623	JULIAN PATRICK HUNTER II	Bell	76543	WFF6512	TX	272
2624	JORGE A VELAZQUEZ CABRERA	Hays	78640	VPH7042	TX	143
2625	JESSICA YOMIRA MATA	Travis	78724	SCD1578	TX	166
2626	JUSTIN LEE SAULS	Travis	78660	VFT8804	TX	150
2627	ALEXIS DOMINGUEZ-PADILLA	Travis	78735	VRJ7699	TX	152
2628	TOMAS DOMINGUEZ	Harris	77084	VFN0951	TX	154
2629	BERNARD ALLEN THOMAS	Lampasas	76550	RGH6807	TX	249
2630	ADAM MICHAEL BRAUER	Travis	78745	VTJ6223	TX	139
2631	CHRISTIAN ROSAS	Travis	78758	VHB8787	TX	359
2632	REGINA JEANNE LINZER	Comanche	76442	VXP6423	TX	171
2633	VICTORIA MARIE SOILEAU	Hays	78737	PPM2123	TX	127



CENTRAL TEXAS REGIONAL  
MOBILITY AUTHORITY

## CTRMA Prohibited Vehicles

2634	MICHAEL EUGENE WALLACE	Travis	78724	WCC5993	TX	230
2635	JENNIFER MARIE THORNTON	Travis	78704	THJ7076	TX	120
2636	CHATA CHERILL SMITH	Comal	78130	THW8463	TX	143
2637	DONALD VINCENT SUBRIZI	Travis	78724	RSX9183	TX	277
2638	JUAN TELLEZ	Travis	78753	WCT0452	TX	242
2639	DEEAZURE ALEXIS MUIRHEAD	Travis	78724	VNH2707	TX	139
2640	DAKAR AUTO SALES LLC	Bell	76541	0P7405N	TX	224
2641	SHAYLA ADDRENIECE WILLIAMS	Travis	78702	VPK1666	TX	147
2642	DOMINIC ANTONIO NOEL	Williamson	78628	VTB7320	TX	221
2643	NATALIA NICOLE GALAN DIAZ	Travis	78723	TGZ4346	TX	245
2644	VINCENT DEANGELO MORRISON	Travis	78754	WCT0423	TX	246
2645	ANGELA MARIE VILLEGAS JOSHUA JAMES TREJO	Travis	78745	WDS7706	TX	266
2646	CARLOS A CACERES RODRIGUEZ	Travis	78753	WCS4789	TX	211
2647	LAILA SADAT-SHARIFI	Travis	78702	VPF1470	TX	185
2648	LINDSEY NICOLE BIVENS	Travis	78745	TYN7020	TX	210
2649	HUNTER JOHN HOLIEDY DESIREE DIANE DENSMAN	Williamson	78641	WCD8907	TX	278
2650	LAMARCUS JERONE DAVIS	Bell	76542	PMT8170	TX	145
2651	CHRISTIAN E TORRES OAKES	Williamson	78615	MVF2771	TX	116
2652	JUAN REYNA JR	Travis	78744	SPC6120	TX	183
2653	VANESSA QUEZADAS	Williamson	78683	WFJ5621	TX	219
2654	RAYLIN RODRIGUEZ FALCON	Travis	78726	7787T96	TX	248
2655	KLARISSA DESEREE VEGA JAVIER SANTOS	Williamson	78634	VTS0808	TX	222
2656	TYRUS DEMOND BREAUX	Travis	78653	MHD3413	TX	287
2657	SHAUNA SOPHIA MORENO PAUL ERIC MORENO	Bastrop	78602	VYT8089	TX	195
2658	GERMAN PALOMINO	Travis	78723	VJD8672	TX	112
2659	AMADEO JARAMILLO	Williamson	78641	VPJ0769	TX	205
2660	GRACE ANN MESSER DOMINUQUE TYRONE MESSER	Williamson	76537	TGC1559	TX	223
2661	JONATHAN ALE DURANTE ANGULO SR	Williamson	78613	RWT3498	TX	221
2662	JONATHAN CHARCAS	Hays	78610	7310X31	TX	220
2663	PALM HARBOR HOMES - SERVICE	Travis	78741	HXZ4469	TX	194
2664	HOPE MELENDEZ	Bastrop	78602	TPX2975	TX	144
2665	JESSIE TERRELL DAVIS	Williamson	78634	WCB3683	TX	211
2666	LAKARSHA DANIELL MILES-BLOXSON	Travis	78753	VPH5926	TX	125
2667	HARVEY BUTLER	Travis	78744	PNF8131	TX	117
2668	ALBERTO CONTRERAS FRANCO	Travis	78753	VNH8859	TX	106
2669	JASMINE STREET	Travis	78653	VXP3820	TX	162



CENTRAL TEXAS REGIONAL  
MOBILITY AUTHORITY

## CTRMA Prohibited Vehicles

2670	CHRISTOPHER MICHAEL LEVINSON	Williamson	78642	WFH5530	TX	208
2671	JOSE EMANUEL LOZA JAIMES	Travis	78744	7590H91	TX	269
2672	NATHAN ROSS SMITH	Bastrop	78621	RMF8309	TX	257
2673	BENITA BELEN SALAS REYES	Montgomery	77357	SGN0416	TX	133
2674	RIQUAYA NICOLE HALL	Williamson	76574	VBW1254	TX	268
2675	RIAN JAMAAL-LEE GREEN CHERRELLE TATIANA GREEN	Coryell	76522	VSZ9576	TX	132
2676	LISA ARDEL SWAIN	Travis	78724	VTB3041	TX	203
2677	ARFINCIE LEE BRINSON	Travis	78744	7534G24	TX	313
2678	ORINTHAIN ORAN SORRELLS	Williamson	78729	VSP0415	TX	119
2679	RACHEL LEIGH JORDAN-HERNANDEZ	Hays	78640	WCB5271	TX	190
2680	LISA FISHER	Bexar	78260	SCM5323	TX	123
2681	EDWIN JOEL HERNANDEZ MARQUEZ	Travis	78724	VSZ8884	TX	206
2682	HOMER BALDERAS	Harris	77015	KSZ6405	TX	244
2683	DYLAN ALEXANDER MARTINEZ	Harris	77377	VPZ1930	TX	138
2684	LANESSA ESPINOSA	Bastrop	78612	VBP3545	TX	144
2685	JUSTIN ALLAN MCCLUNG	Travis	78653	VVS4565	TX	334
2686	FRANCO URRUTIA CORZO	Travis	78748	VFV2903	TX	135
2687	SIERRA MARIE JOHNSON	Tarrant	76036	TZF7126	TX	127
2688	RAFAEL RUIZ ALEJOS STEPHEN ISAIAH YBARRA	Travis	78744	VPH6375	TX	149
2689	OLIVIA JUAREZ	Bastrop	78662	WFJ6407	TX	231
2690	JAMESHA PERSHAWN REYNOLDS	Williamson	78665	PKZ9669	TX	176
2691	JATOYAH HOSE	Travis	78761	VYT8716	TX	217
2692	ASHIR WASEEM	Williamson	78626	PFC4727	TX	190
2693	PERCY DON PERKINS JR	Travis	78723	WBH4744	TX	221
2694	BUNTEN AC SERVICE CORP	NULL	77480	VSR7085	TX	212
2695	SHANNON JUANICE WANT	Bexar	78261	PVX3460	TX	186
2696	MANUEL MEDINA	Travis	78653	WCD8157	TX	244
2697	E & E PLUMBING LLC (LSE)	Travis	78757	VPR4616	TX	135
2698	OMAR ADRIAN GRADO	Bexar	78251	TXH2906	TX	157
2699	DONNA LYNETTE HARMON JOSEY LARRY JOSEY	Travis	78725	PSK6146	TX	393
2700	SUSAN CORNEIL THAMES	Williamson	78613	SH10B1	TX	296
2701	JOSE ALFREDO ROMERO-GONZALEZ	Travis	78744	VSB1034	TX	136
2702	RICKY HIDALGO	Williamson	78626	TBS4505	TX	280
2703	GUSTAVO NOE PRADO BRENA	Travis	78753	NWR0430	TX	119
2704	FRANCISCA HURTADO	Williamson	78613	VJR8726	TX	205
2705	EDWIN GIOVANI CALLEJA	Travis	78617	7529P26	TX	232





CENTRAL TEXAS REGIONAL  
MOBILITY AUTHORITY

## CTRMA Prohibited Vehicles

2706	WANDA LOUISE BALL	Travis	78660	MYR7883	TX	174
2707	TREVON JARRELL WILLIAMS	Fort Bend	77489	TZS3741	TX	144
2708	BYRON PEREZ AGUILAR	Travis	78741	VVK7773	TX	167
2709	MIGUEL ANGEL SUAREZ CASTELAN	Travis	78653	7739Y59	TX	346
2710	JUAN RAMON MOYA JR	Bexar	78221	VYM8180	TX	172
2711	RICHARD BATTEN MICHAEL VINCENT YANES	Bell	76542	VND1399	TX	248
2712	GABRIEL REYES MENDOZA	Travis	78745	JLJ4196	TX	146
2713	CLINTON LEA RIDING TRACI DEANN RIDING	NULL	85140	VYT9253	AZ	173
2714	AHMED AMR KAMAL AHMED ABOUTALEB	Travis	78724	RNL4867	TX	286
2715	XAVIER ZAVALA	Bastrop	78612	VRM2611	TX	241
2716	MARIO AGUIRRE VALLES JOSE ADAN MATAARREZ	Travis	78724	VKY2579	TX	168
2717	ANH DOAN DUY NGUYEN TRI DINH MINH VU	Travis	78660	WBR0213	TX	224
2718	AMANDA CANTU	Hays	78666	VJG6611	TX	144
2719	JAMES JESSE RANGEL MUNOZ JR	Travis	78725	VXS1604	TX	183
2720	ROSEMARY CABALLERO	Travis	78747	7769V88	TX	291
2721	RICARDO TAMEZ	Cameron	78566	SYG7677	TX	125
2722	JUSTIN EDWARD FRANKLIN	Travis	78660	WFS5142	TX	235
2723	ALEXIS JAMIE ESPINOZA	Williamson	76537	7562C16	TX	263
2724	EVAN BRONSON BURNS	Tarrant	76148	VLV1877	TX	145
2725	AMANDA BARRIENTOS ENAMORADO	Bastrop	78602	VSZ9199	TX	122
2726	JOSE ORTIZ VILLANUEVA	Williamson	78641	RCP0194	TX	146
2727	LATRECA MARIE KELLEY	Harris	77433	RCX6360	TX	255
2728	ELOY HERRERA BOLANOS	Bastrop	78602	NTY3016	TX	159
2729	TYREKE LAMAR CAUSEY	Travis	78748	VXS0796	TX	155
2730	ERIN CHRISTENE CARATHERS	Travis	78653	WGY4931	TX	261
2731	WYATT SCOTT SAENZ	Williamson	78641	7567Y78	TX	220
2732	RICHARD SCHEULEN	Travis	78725	FPF7001	TX	229
2733	ALEJANDRO GONZALEZ	Williamson	78681	TRT7887	TX	171
2734	KRISTOPHER SCOTT MORRISON LAUREN KATHLEEN FRIAR	Williamson	78642	RFN9492	TX	177
2735	WILLIAM CASEY GRIFFETH MEGAN NICOLE GRIFFETH	Coryell	76522	VZH5931	TX	193
2736	KENDY CONCEPCI QUEZADA MENDOZA	Travis	78660	VFL8092	TX	163
2737	AARON TYLER HINKLEY	Williamson	78641	WBL1013	TX	140
2738	JOHN ANTHONY RODRIGUEZ	Travis	78754	VSL0743	TX	239
2739	ANGELA JANAE LOPEZ MARTHA ANGELA NEW	Travis	78660	WCT2442	TX	311
2740	HARVEY VAN JACKSON	Travis	78724	RSX9757	TX	321
2741	DUNCAN ANDREW COOPER STACY MICHELLE COOPER	Travis	78745	NTX6183	TX	237



CENTRAL TEXAS REGIONAL  
MOBILITY AUTHORITY

## CTRMA Prohibited Vehicles

2742	FABIOLA RAMIREZ	Bastrop	78621	WFN6232	TX	253
2743	SCOTT GRAHAM CRAWFORD	Williamson	78641	VNZ9133	TX	281
2744	MAREKA CHANTE WALKER MILTON CHARLES WALKER	Travis	78754	TRP7958	TX	332
2745	MIRZA SHAJIULLAH BAIG	Williamson	78641	THZ6254	TX	184
2746	ANDREA INDIRA SHEOW	Coryell	76522	SXR5549	TX	181
2747	SAMANTHA LUCRETIA HILL	Williamson	78634	STV9978	TX	173
2748	GILBERTO RAMIREZ NORA ELISA RAMIREZ	Travis	78653	VTB8662	TX	169
2749	VISHAL BUPESH PATEL	Williamson	78717	VKN4417	TX	158
2750	JUAN JOSE GONZALEZ POMPA	Bexar	78211	VZJ5225	TX	191
2751	DESTINY ALEXUS REED EVERETT SHAWN REED	Williamson	78665	WDT0296	TX	225
2752	CHARLES LEROY SAMPSON	Travis	78724	TXT0902	TX	204
2753	JOHN GORDON JUNTUNEN	Williamson	78641	TYV7431	TX	301
2754	JOSE LUIS JARAMILLO ARELLANO	Hays	78640	SRP7816	TX	144
2755	RAFAEL MAYA GARCIA	Travis	78617	VVL7264	TX	143
2756	ELIZABETH JOANNA SMITH	Travis	78660	7333W44	TX	160
2757	ANTHONY ALLEN GUYTON JACKSON	Travis	78724	VTH4361	TX	221
2758	DARRION D CARROLL	NULL	70706	Z146456	LA	208
2759	BEVERLY MARIE MAYFIELD	Williamson	78642	VXS1525	TX	135
2760	ALICIA LYNN PARSONS JOVI MIKEAL PARSONS	Williamson	76537	WCD7850	TX	238
2761	DONNA A REITZ	Travis	78734	VBP7541	TX	128
2762	NOAH SOUVANNAVONG QUACH KINGSANA APPLE SOUVANNAVONG	Bexar	78233	KYW3479	TX	146
2763	DAREIN MIKELLE CAUSEY	Williamson	78681	WBH4552	TX	174
2764	JUDITH ANN RAUCH	Bastrop	78602	TZZ2467	TX	138
2765	DENISHA MONET BEAN	Harris	77493	TLC6812	TX	131
2766	JASMIN SHAKESPEARE	Travis	78653	VJD9038	TX	133
2767	MICHAEL DALE WATSON	Travis	78735	VTB8395	TX	224
2768	SAVANNAH YANES	Travis	78652	GNB1489	TX	153
2769	ANGEL CIARRA BUHISAN	Williamson	78642	NYZ3388	TX	131
2770	MICHAEL DONOHUE	Tarrant	76123	VMP7156	TX	128
2771	EDUARD MONTERO	Travis	78750	VMB5719	TX	118
2772	DUJUAN ANTHONY PRICE	Travis	78708	VS0143	TX	166
2773	GREG EUGENE BLACKMAN	Travis	78744	VRR9501	TX	114
2774	JULIA ANN LOPEZ	Travis	78617	VHK0640	TX	215
2775	SASHA JULIET SWANER BRANDON ALLEN SWANER	Williamson	78634	VND1897	TX	120
2776	SYLVIA NOEMI BENITEZ, BRIAN DAVID JENNINGS	Travis	78725	7274Z24	TX	244
2777	JONATHAN ALEJANDRO GURROLA OSCAR DIEGO RODRIGUEZ GARCIA	Williamson	78641	MRG0278	TX	205



CENTRAL TEXAS REGIONAL  
MOBILITY AUTHORITY

## CTRMA Prohibited Vehicles

2778	TOMAS MIGUEL SALAZAR LUNA	Travis	78744	VJF1917	TX	109
2779	GERMAN A BENITEZ MEDINA	Travis	78725	TRR3510	TX	120
2780	ELAINE WEST	Burleson	77836	VLB9597	TX	107
2781	JOHN PAUL ZUNIGA	Travis	78723	TXN8217	TX	108
2782	SONIA GABRIELA CARDOZA RIVAS	Hays	78640	VBP1104	TX	117
2783	MARCOS LUX TZUNUX	Travis	78744	VJD8832	TX	138
2784	PRISCILLA HERNANDEZ	Travis	78758	VKX8601	TX	137
2785	JUSTIN JOSEPH MUTHART	Travis	78748	WCT0164	TX	242
2786	DENIA CHRYSHELLE JENNINGS	Travis	78653	VPK2001	TX	167
2787	ADER DONALDO GUERRERO DIAZ	Travis	78724	PFR1898	TX	121
2788	SHARRYL MORRIS MITCHELL ANTHONY QUINN MITCHELL	Travis	78754	JBM5531	TX	178
2789	RODOLFO RODELA	Travis	78759	VCY2295	TX	169
2790	MACEO LADELL MITCHELL	Caldwell	78616	VVK2965	TX	170
2791	ELSA GONZALEZ HERNANDEZ	Wichita	76302	SNF6816	TX	144
2792	MARIA MAGDALENA IBARRA	Travis	78745	DXW7965	TX	119
2793	LUCILLE MAE VINCENT	Jefferson	77640	FDC3568	TX	183
2794	DE ANDRIA DOMINIQUE HARRIS	Travis	78724	WFH0736	TX	250
2795	CRYSTAL LYNN WILSON, DARRELL LEE LEVERETT	Williamson	78613	7467G30	TX	231
2796	WADE WILLIAMS	Travis	78653	VSZ7635	TX	137
2797	MARK ALLEN	Williamson	78633	VTS0053	TX	119
2798	ETHAN CAMPBELL HODGES	Williamson	78641	7399H19	TX	198
2799	BRANDON ERNESTO CADER PORTILLO	Travis	78747	7568H29	TX	201
2800	ELIZA ZARATE	Williamson	78642	VYJ0083	TX	198
2801	ALESNEY COLLAZO	Travis	78754	VDP8296	TX	202
2802	AMBER ROSE CUNNINGHAM	Travis	78617	VKZ4278	TX	109
2803	LILLETH ADELAIDE WEBB, JAY JEN-NI SERRANO	Bell	76543	7479K47	TX	259
2804	MICHAEL MEDINA	Williamson	78641	7548B70	TX	230
2805	VANESSA FERGUSON	Travis	78660	7735X39	TX	270
2806	NATHAN GAYLE	Travis	78653	WDT6026	TX	259
2807	MOIRA HELENE FOLEY	Hays	78610	VTN6727	TX	126
2808	BRIAN EVERETT PHELPS	Travis	78660	WDC5416	TX	241
2809	IAN LAYTHAN WILLIAMS	Williamson	78626	VPH7599	TX	132
2810	DAMON COCHECEE SUMERLIN	Travis	78653	7473Y46	TX	250
2811	FREDERICK SEDAVE ALCORN	Williamson	78634	VHR6311	TX	222
2812	JOSEPH HILTON ZACHARY JR ANGELICA ZACHARY	Lee	78942	VNH5184	TX	216
2813	KELEECE RUTH IBARRA	Williamson	78729	VCZ3390	TX	189



CENTRAL TEXAS REGIONAL  
MOBILITY AUTHORITY

## CTRMA Prohibited Vehicles

2814	AMBER NICOLE CHIPPENDALE	Williamson	78626	VVL7169	TX	148
2815	LYNDSEY MARIE TANGUMA	Harris	77338	SHL6393	TX	181
2816	JOE DOTSON	Travis	78744	RYX9018	TX	187
2817	OPAAL KELINETH BANKS	Hays	78640	7545G77	TX	210
2818	MARTIN VARGAS CASTILLO	Travis	78617	VNH8654	TX	124
2819	GERMAN RAMIREZ	Travis	78754	MYS8327	TX	193
2820	ROBIN CHEYENNE MARTIN CLAYTON ANDREW TOMES	Bastrop	78602	TVF4807	TX	177
2821	VLADJIMY BISSETH	Travis	78653	VS80581	TX	185
2822	SALVADOR PEREZ	Williamson	78634	AJ85052	TX	363
2823	ADDISU TILAHUN GEDB	Williamson	78634	TBD6416	TX	128
2824	GERALDINE JANE PRIEST	Bastrop	78612	PBR1495	TX	163
2825	DOMINICK J AMBROSIA	Williamson	78642	WGW3288	TX	222
2826	THOMAS MICHAEL NELSON	Travis	78758	TGM6983	TX	258
2827	ALLISON MARIE WILSON	Williamson	78641	7800S90	TX	228
2828	ALEJANDRO FLORES	Travis	78721	WCB5972	TX	253
2829	JASON CASTANEDA NUBIA L CASTANEDA	Williamson	78642	VGH1976	TX	200
2830	GERMAN ALBARRAN	Bastrop	78621	GBC8444	TX	146
2831	WILLIE GENE MILES JR	Travis	78723	BSK1717	TX	133
2832	RENEE CATHERINE CLAEYS TRAVIS J CLAEYS	Williamson	78641	VZH2358	TX	215
2833	STEPHANIE LYNN MARQUEZ	Bastrop	78602	VMD9710	TX	217
2834	ERIC ANTHONY CASTILLO	Hays	78610	VWD1360	TX	134
2835	LAUREN NICOLE GERALD	NULL	80920	RNG1861	CO	185
2836	ASHLEY LAVERNE CLARK	Travis	78752	WCT5619	TX	306
2837	ALEXANDER TEJEDA DOMINGUEZ	Travis	78753	WBX0648	TX	240
2838	MORGAN ELIZABETH CRAMER ANTONIO L ROBINSON-SPIKES	Travis	78724	VXS6777	TX	219
2839	ANDREA OTERO	Hays	78640	BC32946	TX	111
2840	JOSUE GERMAN JARAMILLO GARCIA	Bastrop	78612	VXR9130	TX	117
2841	CURTIS W CRONIN	Williamson	78641	RBN7628	TX	133
2842	NICOLE CELESTE CHISNELL	Travis	78725	PVY6107	TX	153
2843	MALAYSIA BRITTIAN WRIGHT	Travis	78744	VVK1701	TX	112
2844	BRENT TARVER BROWN	Travis	78745	VMD7006	TX	156
2845	SHANE GRIFFITH	Hays	78610	VNY7519	TX	104
2846	MANUEL VARGAS III	Travis	78747	VHK1360	TX	161
2847	OSVALDO LUGO JR	Travis	78660	VBW1112	TX	132
2848	LAUREN NICOLE SMAILES	Williamson	78729	SPX8068	TX	169
2849	JULIELYNN LYNN COVAR	Travis	78759	VRB6624	TX	141





CENTRAL TEXAS REGIONAL  
MOBILITY AUTHORITY

## CTRMA Prohibited Vehicles

2850	NATALIE G MEDINA SALDANA	Travis	78653	VJG7539	TX	133
2851	RHONDA THOMPSON EDWARDS	Travis	78660	VCG6012	TX	168
2852	EDUARDO JOSE FRANCO MOYA	NULL	78748	VS85336	TX	120
2853	EDGAR VAZQUEZ	Hays	78640	PYK6714	TX	206
2854	MICHAEL CRISTIAN LYONS	Williamson	78641	7746W80	TX	246
2855	CHRISTOPHER HRUTKAY	Williamson	78729	7236W27	TX	192
2856	JACOB CAJAS	Travis	78742	7461S21	TX	197
2857	MARIE PAULINE BANZON	Bell	76543	JBS2588	TX	160
2858	RENE GUSTAVO GUZMAN VELA	Travis	78725	VVL1965	TX	137
2859	MARIA OLIVA OLIVO	Caldwell	78644	WGD9946	TX	199
2860	ISMAEL ESPINOZA RUIZ	Dallas	75217	TCR3558	TX	110
2861	FRANCES MARIE GOMEZ HENRY GOMEZ III	Hays	78640	VSZ2035	TX	169
2862	ADRIAN DEARA GOMEZ	Bastrop	78612	WFK6290	TX	222
2863	KEONTAE LORENZO TRIBUE	NULL	78728	VTB5204	TX	171
2864	VANESSA LEA CODY, AMIEL JEROME CODY JR	Burnet	78611	7449G26	TX	184
2865	CAPITAL METROPOLITAN TRANSPORTATION AUTHORITY	Travis	78702	1579278	TX	210
2866	ZANDRA ANGEL BILLELA	Bastrop	78621	7459Z70	TX	237
2867	ISRAEL CASTILLO RODRIGUEZ	Brazos	77801	RYJ9107	TX	143
2868	SUSANA PIZARRO	Bexar	78212	RTK6472	TX	202
2869	JESSICA NERI	Bell	76541	VWX3690	TX	125
2870	PEDRO A MENDEZ GALLEGOS	Travis	78727	VSG2117	TX	100
2871	JALIESA NICOLE DYKES STANLEY BERNARD REED	Williamson	78626	VJG0503	TX	103
2872	HOPE HAILI BROWN	Montgomery	77386	VPB6767	TX	203
2873	ULISSES CAMACHO BALDERAS	Travis	78747	PPX4156	TX	159
2874	OSCAR ALBITER	Travis	78747	VNH2181	TX	169
2875	ARNOLDO CAAL CAAL	Travis	78752	VVL9868	TX	198
2876	MARCIA RENEE JACKSON	Williamson	78664	7777G72	TX	230
2877	KATRINA LYSHAE HARRIS	Travis	78745	VJG6125	TX	152
2878	REBECA BERTHEOLA DOMINGUEZ	Travis	78660	7803V75	TX	232
2879	TIHANI CELEKETIC	Travis	78653	LNJ9455	TX	147
2880	LUIS ORDAZ MARTINEZ	Travis	78744	PTH7579	TX	155
2881	DENISE NICHOL GRAVES	Travis	78653	7782T46	TX	363
2882	DAMION SORRELLS	Bastrop	78621	VCG6134	TX	211
2883	CHRISTOPHER LAGUNAS	Hays	78610	WFJ6100	TX	212
2884	KAREN KUBRICHT KOHLMAN	Fayette	78946	SYL6151	TX	234
2885	DALLAN ANDRES ESCOBAR	Travis	78750	PVZ6238	TX	131



CENTRAL TEXAS REGIONAL  
MOBILITY AUTHORITY

## CTRMA Prohibited Vehicles

2886	GRAYSON RENEE HOLLIE-THIGPEN	Travis	78754	THJ5329	TX	265
2887	JAMES MICHAEL GARNER	Travis	78734	JSK7449	TX	118
2888	MARIA ELENA PEREZ JOSE ARMANDO PEREZ-LUNA	Bastrop	78612	RZC3879	TX	157
2889	CAPITAL METROPOLITAN TRANSIT AUTHORITY	Travis	78702	1497626	TX	202
2890	ESMERALDA VALDEZ	Washington	77833	MXV9166	TX	202
2891	RYAN OWEN STRICKLAND	Brazos	77801	NDF3971	TX	145
2892	MICHAEL KHALEQ	Travis	78653	KGK5248	TX	199
2893	BLACK DIAMOND GARAGE SOLUTIONS	Williamson	78641	GZB7454	TX	141
2894	MARK DANIEL SOULE	Travis	78617	VFS6217	TX	107
2895	CARYN BAIN	Williamson	78641	7804L76	TX	232
2896	RAUL MACIAS	Travis	78754	VSC1002	TX	318
2897	BISMARCK A TORREZ JUAREZ	Travis	78752	7514N39	TX	199
2898	KRISTEN DENSIDE TREJO	NULL	78724	7497Z65	TX	247
2899	CHRISTOPHER LEE ELLIS	Dallas	75159	TLG7230	TX	148
2900	MARIO ALBERTO TORRES JR	Travis	78653	WFG9436	TX	227
2901	MARIA LOURDES FARIAS ANGEL DAVID ARVIZU FARIAS	Hays	78640	VTD1988	TX	126
2902	JOSE ORDONES	Travis	78741	RHS5903	TX	124
2903	ROBERT DAVID SCHACHERL	Lee	78942	HWP6999	TX	226
2904	DANNY LAVANDA DOUCETTE	Williamson	78641	VHJ4029	TX	157
2905	CEYANNE SAPHIRE HERRERA WILLIAM CHRISTIAN WAGGONER	Williamson	78664	WFS8640	TX	180
2906	DONALD CURTIS COOPER	Travis	78660	WCD9338	TX	173
2907	MARISOL PANTOJA	Travis	78744	WCT5000	TX	176
2908	BRITTANY RACHELLE GIESEN	Williamson	78634	VT51508	TX	127
2909	JAHMERE POINDEXTER	Williamson	78641	7545H55	TX	180
2910	JARRETT COLE MARTIN JIM CARLTON MARTIN	Tarrant	76135	VZN5527	TX	208
2911	MAURO LUJANO JUAN	Bastrop	78621	VJF1920	TX	204
2912	RAFAEL ARIAS JR	Bell	76544	SHP1602	TX	165
2913	ROBERTO RAFAEL CRISMAN JR	Williamson	78641	VSZ8548	TX	164
2914	SHILO NICHOLE SPENCE FRANKIE LEE SPENCE	Travis	78653	1PMRV	TX	184
2915	ROSALBA ORTIZ	Hays	78610	VNX0281	TX	246
2916	RUSTY JOE THOMAS	Bell	76541	VZH9192	TX	154
2917	MANUEL MORALES JR	Bexar	78253	DLW0661	TX	106
2918	JEROLD FRANCIS SEIDL JR	NULL	78640	7529L18	TX	200
2919	FREEDOM WHITE	Travis	78724	7507W92	TX	207
2920	JAQUAN HARDEMAN	Bell	76542	7500X75	TX	250
2921	JENNIFER ACOSTA JULIO LARA	Dallas	75216	PWR4527	TX	127



CENTRAL TEXAS REGIONAL  
MOBILITY AUTHORITY

## CTRMA Prohibited Vehicles

2922	CHARLES ANTHONY WHITE II	Travis	78660	7778G65	TX	267
2923	ILLIAN SLADE RIARO VILLENA	Williamson	78665	GS35BJ	TX	168
2924	DANIEL A SOLANO	Travis	78653	VVL2250	TX	155
2925	BAILEY GARCIA	Williamson	78613	VSP0800	TX	201
2926	MANOR ISD TRANSPORTATION DEPAR	Travis	78653	1203552	TX	127
2927	MATTHEW LEE BALCH	Travis	78702	AG23710	TX	211
2928	ROSCOE STEPHENS JR	Travis	78745	WCC6751	TX	220
2929	GABRIEL ROMERO	Burnet	78611	RBG0120	TX	220
2930	FRANCISCO VILLALOBOS	Bastrop	78621	VLN8635	TX	144
2931	ROGELIO A RODRIGUEZ ROSALINDA C RODRIGUEZ	Travis	78721	GLZ2976	TX	142
2932	RAYMUNDO FLORES SOTO	Comal	78130	MTY1667	TX	214
2933	STARIESHA KATRICE PIERCE	Travis	78741	VTB5179	TX	222
2934	JORDAN DREW DARNER	Travis	78653	SWL0161	TX	216
2935	MIGUEL JOSE MORALES-LUGO	Williamson	78613	WCC6195	TX	162
2936	CRISTINE DAOW PHOTHISARAJ	Dallas	75042	TYK4109	TX	215
2937	LILIANA LEYVA	Travis	78744	TWL1993	TX	154
2938	HANS JURGEN DIETRICH	Travis	78702	DTK8964	TX	183
2939	ALINE MWAMIKAZI FIDELE NGIRISHYAKA	Travis	78653	VXP6467	TX	140
2940	JASMINE NAVARRO MENDOZA	Williamson	76527	SLL7213	TX	116
2941	SHANTERIO MARSHEA SULLIVAN	Bexar	78224	SGZ8662	TX	185
2942	FRANKLIN JOSUE LEON SEQUEIRA	Bastrop	78621	WBZ8387	TX	244
2943	MATTHEW OROPEZA	Travis	78748	VJG4054	TX	189
2944	ANSELMO D JESUS JIMENEZ MORADO	Travis	78754	WCD0796	TX	256
2945	JEREMIAH MALIK TAYLOR	Travis	78725	VSZ7083	TX	116
2946	CELINA QUINTANILLA ACOSTA	Liberty	77327	SMW0191	TX	147
2947	SHEILA HERNANDEZ PEDRAZA	Bastrop	78612	7735V16	TX	300
2948	WUANDERLEY HERNANDEZ RAMOS	Travis	78725	VXR8851	TX	188
2949	KITANA WINDSOR	Williamson	78642	NFZ9564	TX	109
2950	KORY CHOPPER	Travis	78645	NLT7412	TX	213
2951	CAN EMRE	NULL	7071	V95VEU	NJ	154
2952	GARY CHAMBERS	Bell	76501	VJF9815	TX	153
2953	MARQUIS ANTOINE JONES JR ALYSHA DAIJA-MARIA LEE	Bexar	78152	SXP3973	TX	115
2954	MARGARITA CONSUELO CISNEROS	Hays	78640	WCB5125	TX	140
2955	SERAFIN RAZO ABOITES	Travis	78617	VXS0892	TX	120
2956	THAI BAO LUONG, PHUONG THI TRUC NGUYEN	Williamson	78641	7385Y50	TX	164
2957	LYNISE BUFFORD JAMAILE WILLIAMS	Travis	78724	VLR6726	TX	162



CENTRAL TEXAS REGIONAL  
MOBILITY AUTHORITY

## CTRMA Prohibited Vehicles

2958	JUN SANG LEE	Travis	78724	TGN9314	TX	257
2959	KRISTIN NICOLE JAMES JACE AARON BOMBERGER	Bastrop	78621	VRV4266	TX	133
2960	BRAYAN A. CORDERO ROMERO	Travis	78734	WFH1517	TX	235
2961	LEO SAMUEL ASHLINE	Travis	78754	WCS5908	TX	202
2962	FIRST STUDENT	Travis	78725	1234616	TX	263
2963	THOMAS CHRISTOPHER LASTLY JESSI CAROLYN-MARY LASTLY	Bastrop	78602	STM2565	TX	157
2964	VICTOR RYAN LICATA	Travis	78754	WFS5830	TX	194
2965	ALLISON ELDRIDGE	Williamson	78642	VYT9976	TX	218
2966	MICHELLE NICOLE O'MEALEY	Harris	77379	PWS4966	TX	107
2967	JUAN VEGA	Travis	78617	TXN4706	TX	137
2968	CRISTHIAN A MADRID CRUZ	Travis	78758	VRC7061	TX	121
2969	AYANNA ANTOINETTE CASEY	Bastrop	78621	VXZ6784	TX	221
2970	JUAN MARTINEZ	Hays	78640	RCR4565	TX	111
2971	ALIBANIS HERNANDEZ LLANO	Travis	78758	WHC7490	TX	190
2972	RICHARD DELGADO	Victoria	77905	MPL2894	TX	127
2973	MATTHEW DANIEL THRASHER	Hays	78620	BHD2675	TX	171
2974	JACQUELINE MARIE RICHARDSON KAREN SUE BROOKS	Guadalupe	78155	WDP4786	TX	189
2975	LUIS FERNANDO SERRANO HAMILTON	El Paso	79912	WFH4274	TX	230
2976	JOSE R VALLES-VERASTEGUI, RICARDO LEYVA-VERASTEGUI	Travis	78744	7732V33	TX	285
2977	MICHAEL ONEAL	NULL	38133	BMJ1771	TN	175
2978	DAL BAHADUR OLI	Travis	78741	TXT2054	TX	104
2979	JESUS ARENAS DURAN	Williamson	78634	VKZ7150	TX	183
2980	NAFEESA MUNEEARAH ABDULLAH	Travis	78753	PZB4315	TX	136
2981	JANIE FLORES GARCIA BENITO RAMOS GARCIA	Williamson	76537	1WNJZ	TX	111
2982	CRAWFORD WAYNE SLAYTON	Bastrop	78602	WBK9717	TX	201
2983	WILLIAM ERIC DENSMORE KIMBERLY LORENE DENSMORE	Bastrop	78621	VPK0080	TX	131
2984	ALEXANDREA ADRIANE ACOSTA	Hays	78610	7582V97	TX	242
2985	WUALESKA ESTEFANIA MUJICA	Travis	78750	WCF3376	TX	181
2986	CARLOS RAUDEL POZO HERNANDEZ	Travis	78728	VTB5862	TX	135
2987	CHESTER JONES	Lampasas	76539	7519H85	TX	193
2988	JORGE ALBERTO MUCIA LOPEZ	Brazos	77845	VFR8619	TX	109
2989	ISAIAH DAVON HERBERT	Hays	78610	VPF1106	TX	148
2990	KEN THOMAS	Williamson	78613	MLP3341	TX	191
2991	CHANCE WARREN LOTT	NULL	78628	VPR2702	TX	210
2992	JASMINE D. JONES	Travis	78725	7509B75	TX	232
2993	PROFESSIONAL PLOTTE TECHNOLOGY	Travis	78744	FBF2422	TX	133





CENTRAL TEXAS REGIONAL  
MOBILITY AUTHORITY

## CTRMA Prohibited Vehicles

2994	MICHAEL JAMES BOSQUEZ	Bastrop	78602	WCB5740	TX	156
2995	ROBERTO GARCIA MERINO	Milam	76567	VMN1121	TX	172
2996	ANATOLIY LYSENKO	Travis	78753	VVL1114	TX	149
2997	GUSTAVO A ORTEGA RODRIGUEZ ORALIS M GRATEROL RODRIGUEZ	Travis	78660	WCB2681	TX	185
2998	WC CLARK BLUES REVUE INC	Hays	78610	BV5T040	TX	158
2999	HEMALATHA KOTTAISAMY	Williamson	78641	STN5235	TX	133
3000	CHARLES ARTHUR LANGILLE	Williamson	78641	7745T40	TX	127
3001	JASON OLVERA	Hays	78666	SLS5181	TX	110
3002	MARLENA ROSE FITTS	Travis	78739	VYN2643	TX	163
3003	TANIA PEREZ HERNANDEZ	Harris	77070	TPR3208	TX	147
3004	MELISSA ANN AYALA	Cameron	78550	VXP0154	TX	153
3005	JESSICA LOPEZ	Hays	78610	RBW9356	TX	119
3006	JORDYN GABRIELLE HALL	Travis	78653	SFL1750	TX	274
3007	JASUE GARCIA ESTRADA	Hays	78640	VYR8104	TX	165
3008	MARIO MARTIN NAVARRO	Bastrop	78621	VJR7638	TX	176
3009	SEAN MICHAEL WAGNER MADYSON IRENE FALK	Williamson	78641	WDS7510	TX	179
3010	VENKATESHAWAR S JADHAV	Williamson	78717	HXG5714	TX	145
3011	KRISTYNA GARCIA	Bastrop	78621	TBD5472	TX	130
3012	TAHIR AYUB	Henderson	75758	VYJ4962	TX	165
3013	JOSE ANGEL GARCIA GARCIA	Williamson	78664	7787Z62	TX	216
3014	LATONYA RACHELLE SANDERS TAYLOR DAWN RHODES	Fort Bend	77459	WCT3042	TX	207
3015	SHANNON STANFORD	Travis	78645	TRVRS	TX	122
3016	ALEX SCOTT EKLUND	Travis	78741	SBX7385	TX	125
3017	EARIAN TAWON WHITE	Travis	78730	VVT6934	TX	122
3018	SERGIO MARTINEZ CORONADO	Williamson	78626	WCB7769	TX	163
3019	ARTHUR DANIEL INGRAM MARICA ANN INGRAM	Caldwell	78648	TJR1858	TX	118
3020	IDALIA HUSSEIN BELAL HUSSEIN	Travis	78617	VBP7170	TX	202
3021	ANTOINETTE MICHELLE LEWIS	Williamson	78634	VRS1258	TX	139
3022	AVIEL ZUNIGA JR CHRISTINA ESQUIVEL ZUNIGA	Hays	78640	SHC8578	TX	173
3023	AMBER NICOLE POWERS	Travis	78748	WDS8264	TX	169
3024	MARCOS HERNANDEZ	Williamson	78665	7495T83	TX	171
3025	RAQUEL MARTINEZ CIPRIANO MARTINEZ	Travis	78744	NRL8156	TX	161
3026	ANJELA BAHENA-NIETO	Travis	78758	BRAT4L	TX	174
3027	YENILEXIS GONZALEZ	Travis	78660	WCV4186	TX	193
3028	SHAWN PETTAWAY, MARIA D PETTAWAY	Travis	78653	7465A97	TX	239
3029	ERIBERTO HERNANDEZ REYNOSO LEO GARCIA	Bastrop	78612	VJF1966	TX	147



CENTRAL TEXAS REGIONAL  
MOBILITY AUTHORITY

## CTRMA Prohibited Vehicles

3030	KENNEDY SIMONE DONOVAN	Tarrant	76108	TND3077	TX	132
3031	OMAR DANIEL SOTO ESCORZA	Caldwell	78616	VYG1476	TX	113
3032	PABLO OBED DE LEON PABLO OVIED DE LEON	Hays	78640	TXN5827	TX	136
3033	NANCY CARBAJAL IBARRA	Bastrop	78602	WHB1461	TX	246
3034	SEBASTIAN JOB ESTEVANOTT FERR	Williamson	78641	7519Z35	TX	199
3035	KRISHINA GRANT	Gonzales	78629	SFS4967	TX	162
3036	ALFREDO J ANDRADE ARAUJO	Travis	78750	VZH9575	TX	167
3037	THERESA LYNNE COOK	Travis	78749	SLN6458	TX	140
3038	ROBERT BLAINE STONICK	NULL	78634	VLS9499	TX	130
3039	NANCY G RAMIREZ GUTIERREZ	Travis	78702	WCC1994	TX	142
3040	SAULO COOPER	Williamson	78613	VFS4670	TX	143
3041	EMILY CELESTE BARRY-CONLEY	Travis	78753	WCC5734	TX	166
3042	RUDY RAMOS	Travis	78724	7489H52	TX	223
3043	YVONNE PORTILLO LLANEZ	Travis	78723	7503U41	TX	199
3044	NOEL MARTINEZ	Williamson	78633	VCB6605	TX	109
3045	JOSEPH TYLER WEEVER LAUREN LORAIN JACKSON	Lampasas	76550	VZJ0867	TX	130
3046	UJJWAL KANT	Williamson	78641	SXG4220	TX	148
3047	OLIVER CARBAJAL LOPEZ	Travis	78747	VJG6535	TX	128
3048	LUIS SOTO MARY LOUISE RODRIGUEZ	Travis	78725	PLW5057	TX	104
3049	MICHELLE RENEE HARTMAN	Travis	78724	WCT5732	TX	207
3050	ARNOLD RAMIREZ JR ERIC RAMIREZ	Travis	78745	TYV8431	TX	136
3051	JADE NICOLE RODRIGUEZ	Williamson	78613	VSZ0866	TX	177
3052	LAUREN HECKER	Aransas	78382	NYZ8331	TX	135
3053	HOMERO S HERNANDEZ MONCADA	Hays	78610	KTR4081	TX	103
3054	MONICA MARIE ESCOBEDO	Travis	78617	WCB4875	TX	187
3055	CODEY RAY ADAMS	Williamson	78641	7502A19	TX	177
3056	DIAMOND SADE GREEN	Montgomery	77318	TRB0369	TX	181
3057	GLENN SILCOTT	Cherokee	75766	TGB8337	TX	181
3058	HAILEY J NAI BROWN SHIRLEY BURNS BROWN	Travis	78723	RRX7824	TX	110
3059	MARRISELA CASILLAS	Williamson	78634	WCF2951	TX	151
3060	STEPHANIE MONIQUE YBARRA	Travis	78721	VXP7291	TX	186
3061	COURTNEY LACHANTE SAIN, AKARIS TAYLOR SMITH	Travis	78653	7795H50	TX	242
3062	GEORGE STEVE SONNY COSTELLO	Williamson	78628	7513R11	TX	176
3063	KATHERINE DAISY ARMSTRONG	Travis	78704	TSC3739	TX	180
3064	CAPITAL METROPOLITAN TRANSPORTATION AUTHORITY	Travis	78702	1578761	TX	159
3065	GABRIEL ORTIZ SANCHEZ JR	Hays	78640	VYR7584	TX	170



CENTRAL TEXAS REGIONAL  
MOBILITY AUTHORITY

## CTRMA Prohibited Vehicles

3066	CATHERINE C LYON	Williamson	78613	RRP5449	TX	178
3067	ADRIANA ESQUIVEL	Bastrop	78621	VKL9590	TX	125
3068	BRIAN TODD MORALES	NULL	72058	TKJ0141	AR	194
3069	TREVON DOMINQUE KINDLE	Bell	76504	VWM7573	TX	156
3070	MARKEL DE SHON BELL	Travis	78617	WFH2285	TX	226
3071	FERNANDO DAMIAN ROBLES	Travis	78744	TGZ2673	TX	205
3072	JACQUELENE ELAINE OROZCO	Grimes	77868	RNN7286	TX	111
3073	JOSE LUCAS ORTEGA MEMBRENO	Travis	78617	VPJ4771	TX	109
3074	DANIEL GUTHRIE	Dallas	75080	GDW8064	TX	114
3075	JACOB ANTHONY ADEN	Hays	78640	TXR4782	TX	204
3076	ADRIAN MARSHALL STERRETT	Travis	78728	VJG7480	TX	141
3077	CLAUDIA P TREVINO, KENIA MARIA MONTIEL	Lampasas	76550	7759S51	TX	205
3078	YOLANDA ABELARDO VILLEGAS	Travis	78753	WFJ8021	TX	194
3079	CHRISTIAN ANOTHY BRIONES	Williamson	76574	JYY9672	TX	183
3080	SELENA GUEVARA BAUTISTA	Caldwell	78616	VVL2662	TX	129
3081	HUNTER RUSSELL SIMS	Williamson	78642	7720J57	TX	162
3082	LADAJIA TAYNNIQUE ERVIN	Travis	78724	WCC6692	TX	242
3083	TRACY LYNN BUSSARD	Williamson	78613	7498T51	TX	157
3084	KAREEM SOUFAN	Williamson	78641	VFS6723	TX	124
3085	HUMBERTO YESCAS JR	Travis	78724	5C3525G	TX	239
3086	RANA RABEH MAHDI MAHDI	Travis	78660	WCS2422	TX	140
3087	DARRELLE CRAWFORD, SHANTE COE	Travis	78653	7773W25	TX	245
3088	DERRICK PANFILO ROBLEDO	Fort Bend	77489	VJZ2641	TX	151
3089	MARCIAL DUANE BRACY DAMECKA ROCHELLE WRIGHT	Travis	78660	SCG5836	TX	128
3090	AARON DEAN JOHNSON	Travis	78645	VHL8615	TX	100
3091	JUAN DE DIOS VILLATORO	Travis	78723	SHB4394	TX	121
3092	ORE KEIASHA CHENEY	Travis	78721	7382Y31	TX	221
3093	CARLINA PIMENTEL ORTEGA	Travis	78741	SRP7108	TX	215
3094	SONIA N BOSCIO OPTIMAL AUTO FINANCE S.A.	Bexar	78218	0P0232N	TX	206
3095	JUANA BENITEZ JAIMES	Travis	78724	WCT1029	TX	191
3096	CESAR JOSE LUNA GIRON	Travis	78653	VTS1282	TX	153
3097	THERESA LYNN WOLF	Travis	78653	WCS5996	TX	170
3098	BENJAMIN R GREER	Williamson	78634	TNM1830	TX	120
3099	DASMOND OBRIEN BEENE	Bell	76541	PDZ2164	TX	129
3100	FERNANDO MONDRAGON GARCIA	Travis	78752	WFH0544	TX	223
3101	SARAH YVETTE MATA, BILLY DEAN BOOKER JR	Travis	78653	7801Y37	TX	216



CENTRAL TEXAS REGIONAL  
MOBILITY AUTHORITY

## CTRMA Prohibited Vehicles

3102	LUIS EDUARDO NAJERA NARCIA	Harris	77073	7756A44	TX	212
3103	JACOB RENE MARTINEZ	Hays	78610	VNZ6230	TX	160
3104	AUSTIN GLENN LEVEE	McLennan	76706	TJS5481	TX	156
3105	RODNEY LE MAR GIBSON LANE	Travis	78660	7456L53	TX	173
3106	KYARA PORSHA DEONJALA FARMER	Travis	78653	WFF8545	TX	228
3107	ERICA ABIGAIL ABE	Travis	78660	VSZ1127	TX	176
3108	MOISES TOVAR GUTIERREZ	Travis	78734	7791N31	TX	239
3109	CAPITAL METROPOLITAN TRANSIT AUTHORITY	Travis	78702	1497543	TX	124
3110	DAVION DEJUAN TURNER	Hays	78666	VTR8397	TX	101
3111	JENY SARAI MEDINA DUARTE	Bastrop	78612	WBP3724	TX	186
3112	DANIEL DAIGREPONT	Williamson	78628	TZG4483	TX	126
3113	CLARENCE MAURICE TALBERT	Williamson	78641	7525J79	TX	165
3114	ROMAN JESUS TURULLOLS	NULL	78676	7427N65	TX	212
3115	ISAAC HERNANDEZ-UGARTE JESUS ARNULFO LEGORRETA	Travis	78653	VPK0848	TX	186
3116	DREW GOODMAN	Travis	78704	VGB2282	TX	113
3117	BARRY COX	Williamson	78628	KFT5047	TX	119
3118	EZEKIEL DAMASO ESPINO-ORTEGA	Travis	78738	VFT9446	TX	166
3119	CEDRIC EVIN PERRY JALISA KERIN WALKER	Williamson	78626	SKL8603	TX	100
3120	SHAWNTEA CHEREE DEGRATE	Bell	76549	7556R14	TX	172
3121	CRISTOBAL FUENTES CASTRO	Harris	77506	TDT0730	TX	106
3122	JASMINE ARMSTRONG	Williamson	78642	VMP2651	TX	143
3123	EMELI JAZMIN VALADEZ	Hidalgo	78542	WCD9437	TX	167
3124	HARVEY LAVELL MERIDA BRITTANY SHANTA MERIDA	Williamson	78664	WCF2981	TX	152
3125	TERRY ADAME-ST JULIAN	Travis	78754	TEDE13	TX	155
3126	MARGARET ALICIA MOMSEN, DENISE PATRICIA MELLEIN	Travis	78721	7475H25	TX	212
3127	ALYCESON OLIVIA RAMIREZ	Bastrop	78957	CWB5325	TX	123
3128	AMANDA LOPEZ, WESLEY JAMES HUDDLESTON	Travis	78660	7399W38	TX	158
3129	ARIANNA ALTHAIR OCHOA TOVAR	Williamson	78613	7469L84	TX	156
3130	NATHAN FISCH	NULL	73010	NDM545	OK	186
3131	ABC LEASING	Travis	78702	WCR4424	TX	179
3132	CAPITAL METROPOLITAN TRANSPORTATION AUTHORITY	Travis	78702	1579306	TX	180
3133	MARIE ALISON TROUT	Williamson	78641	7764J26	TX	195
3134	BRET VANCE	Travis	78752	VPF0097	TX	166
3135	JOAN SANCHEZ	Caldwell	78616	7537H93	TX	183
3136	SANDRA LUZ SOLIS	Hidalgo	78573	TKC3847	TX	214
3137	ANTONIO OROZCO	Harris	77083	VLV7059	TX	103





CENTRAL TEXAS REGIONAL  
MOBILITY AUTHORITY

## CTRMA Prohibited Vehicles

3138	BROOKE ELISE AXTELL	Travis	78745	VXS5362	TX	129
3139	JEREMY DUANE COX	Travis	78721	VJV1182	TX	106
3140	JOHN MATOS	Comanche	76442	VWN5562	TX	113
3141	MARIA J PINA	Williamson	78641	VBH3631	TX	152
3142	DEONDRA MARQUISE MARSHALL	Williamson	78626	VKS8818	TX	103
3143	CTEX LEASING	Travis	78701	WCW8206	TX	156
3144	CHRISTOPHER BENSON WOOD JACOB ALLEN CASHION JR	Lee	78947	VCZ5084	TX	113
3145	JOANNA MARIE CRUZ	Travis	78753	WFJ9751	TX	200
3146	ADER GUERRERO	Travis	78724	RVK6598	TX	132
3147	MARIA DE JESUS BALBUENA CORTEZ	Bastrop	78957	VXZ2674	TX	185
3148	JOVAN DECEMBER BEANS	Williamson	78628	7569Y11	TX	170
3149	PERCY DON PERKINS	Travis	78723	WCB5405	TX	163
3150	SAILEENA BABUBHAI MAKNOJIA AMIRALI MAMJIBHAI PRASLA	Williamson	78641	JCR6487	TX	208
3151	SETH HENOCH RODRIGUEZ	Travis	78617	7461V38	TX	172
3152	ROBERT ANTHONY GUEL	Travis	78617	VKT0744	TX	117
3153	JANIE EDWARDS	Bastrop	78612	VXR8412	TX	112
3154	TROY GENE LOMELI	Hays	78666	TVM1906	TX	110
3155	DEBRA ANN JACKSON	Travis	78653	7507S17	TX	186
3156	QUINTUN MARQUIEST BRADY	Travis	78660	VKZ5184	TX	111
3157	MARTIN REYES ULLOA	Caldwell	78644	VCZ1352	TX	167
3158	NELIDA JAIMES SUAREZ	Bastrop	78612	7460X36	TX	144
3159	EVA AGUILLON ORTEGA	Bastrop	78602	WFH1358	TX	173
3160	DUSTIN ALLEN VANCLEEF	Bastrop	78602	TBD3843	TX	144
3161	MAURICIO E RANGEL MARQUEZ	Williamson	78641	VBP5799	TX	130
3162	KONSTANTIN GRIGORIOU BARBARA BAKER	Travis	78660	VJS2497	TX	112
3163	JAMES LINDSAY HENDRICKSON III	Travis	78660	VVT2738	TX	128
3164	IDRISS ZAHIR	Williamson	78717	VWD2940	TX	147
3165	MARCO A. GUTIERREZ MENDOZA	Williamson	78628	WFH1966	TX	203
3166	CAPITAL METROPOLITAN TRANSPORTATION AUTHORITY	Travis	78702	1578757	TX	141
3167	NINA ANTOINETTE MORITA	Travis	78645	WCB6516	TX	129
3168	RMONI BERNARD JONES	Bastrop	78621	7729G11	TX	222
3169	DAKAR AUTO SALES LLC	Bell	76541	0P3619N	TX	149
3170	ANNA PAOLA FIGUEROA MEJIA	Travis	78731	TZM7961	TX	108
3171	VERNEICIA RECHELL HICKS CHRISTOPHER FITZGERALD HICKS	Travis	78660	VXR6785	TX	112
3172	ANNA MARIA MATA	Bastrop	78612	WGH3366	TX	148
3173	NEKOL THOMAS	Travis	78745	7540K46	TX	211



CENTRAL TEXAS REGIONAL  
MOBILITY AUTHORITY

## CTRMA Prohibited Vehicles

3174	BRAYANT A REYES HENRRIQUEZ	Maverick	78852	SRB0236	TX	121
3175	TANYA LEE PARDO	Bastrop	78612	7723Z56	TX	193
3176	MICKEL SIMONE STINSON STACY RENEE WINTERROTH	Travis	78653	TVF3925	TX	252
3177	YOJANI A OLIVARES URDANETA	Travis	78744	WBL9992	TX	139
3178	DENISE VASQUEZ LEANDRO CARLOS JUAREZ	Caldwell	78644	VNH5532	TX	100
3179	COURTNEY LEONARD MEREDITH AMBER MAKAYE LEONARD	Hays	78640	WFB1407	TX	143
3180	ISAIAS RANGEL GONZALEZ	Travis	78653	VYV0309	TX	158
3181	CHANCE AARON MYERS II	Travis	78753	VPJ5641	TX	114
3182	JAVIER EDENLISON GUEVARA	Fort Bend	77407	WCW9717	TX	174
3183	DAVID BARRERAS	Coryell	76522	VCG8156	TX	171
3184	DANNY BRIAN MADDOX	Williamson	78665	7548S70	TX	151
3185	ELIZABETH ANNE NADING	Travis	78754	TVH0573	TX	192
3186	JENNIFER MARIE MARTINEZ	Travis	78724	WFH0313	TX	166
3187	ISAAC MOGONCHO AYIENDA	Tarrant	76010	TCS9687	TX	120
3188	THOMAS JOHNSON	Williamson	78634	7551K48	TX	173
3189	CAPITAL METROPOLITAN TRANSPORTATION AUTHORITY	Travis	78702	1578762	TX	167
3190	AMIR DESHAUN WILEY	Williamson	78665	WDS8639	TX	146
3191	PATRICIANN CHESTENE WOODARD	Travis	78744	WCC6726	TX	153
3192	GUILLAUME BABO	Travis	78653	TXP5411	TX	114
3193	EDIL ALBERTO RAMOS ZAVALA	Bastrop	78612	VMD7977	TX	125
3194	BRANDON K COLEMAN	Travis	78723	7819D39	TX	221
3195	OSWALD STEPHEN DUFFAS	Travis	78660	7481Y55	TX	189
3196	DOMINIQUE D VELA TORRI TAYLOR-VELA	Williamson	78613	VBG2060	TX	220
3197	JERRY JAMES JENSEN III	Travis	78701	VCZ5136	TX	101
3198	TIFFANY FERNANDEZ	Williamson	78634	7552P80	TX	188
3199	SALINA MICHELLE ROSE HALEY	Comal	78132	VDC4429	TX	154
3200	MARIA PAULA FUNEZ RIVERA	Travis	78724	VJG7484	TX	146
3201	ANDREE LEE SWAIN	Travis	78702	7427A83	TX	145
3202	INNA BARKHUDARIAN	Travis	78653	7772U50	TX	209
3203	CAPITAL METROPOLITAN TRANSPORTATION AUTHORITY	Travis	78702	1578878	TX	149
3204	FRANCISCO ANDRES MARTIN	Travis	78753	7747V58	TX	179
3205	JORGE ALBERTO BATRES OCHOA	Bastrop	78621	7574X75	TX	188
3206	CHERYL ANN BUKOWSKY-HOLLAND	Bastrop	78602	BRJ1002	TX	113
3207	HUNGRY HILL FOUNDATION	Travis	78721	SYJ5189	TX	130
3208	CAPITAL METROPOLITAN TRANSPORTATION AUTHORITY	Travis	78702	1578764	TX	145
3209	CARLOS ALBERTO BEDOLLA NOYOLA	Travis	78745	7390J54	TX	148



CENTRAL TEXAS REGIONAL  
MOBILITY AUTHORITY

## CTRMA Prohibited Vehicles

3210	STACEY MARIE BRIDGES	Coryell	76522	7562A47	TX	238
3211	JORGE CASTILLO MALDONADO	Travis	78744	PCL2330	TX	129
3212	SHAWN CASEY ENGLISH	Travis	78757	WCT2642	TX	196
3213	NICOLE CAIN NUGENT	Travis	78703	TCX3306	TX	109
3214	J. F. RODRIGUEZ ESCALANTE	Brazos	77801	SSC8529	TX	131
3215	YAMECCA LASHAWN LOCKHART	Travis	78653	VJR9771	TX	101
3216	MONICA MALBRO SMITH	Brazoria	77583	PDG4728	TX	106
3217	KL77LJEP9SC183043, DANIELA FALCON VALDES	Travis	78754	7737B40	TX	151
3218	FEDERICO ORTIZ CERAS	Bexar	78227	VYN7363	TX	178
3219	ETHAN PATRICK LYNCH	Williamson	76574	7413Z45	TX	169
3220	FLORENCE DIEPREYE TUBONEMI ISAAC GILBERT TUBONEMI	Williamson	78613	MHC4485	TX	105
3221	ALEXANDRA HEFZIBA MARTINEZ	Travis	78756	VXR7675	TX	138
3222	SERGIO ARITA	Harris	77080	VJV8804	TX	166
3223	ANNA ELIZABETH BROWN WILLIAM CLAYTON BROWN	Williamson	78634	VRV3157	TX	116
3224	ANTHONY SAMUEL MIANO JR	Travis	78660	PCB2565	TX	129
3225	KERESA BRIDGETTE WILLIS	Williamson	78664	VYZ0625	TX	110
3226	MATTHEW ADRIAN TIJERINA	Travis	78721	7474R27	TX	169
3227	KELLY DEAN STAIR	Caldwell	78616	TBM6517	TX	111
3228	YAMILETH V AZAMER DELGADO IRVING DARIO ALONSO GARCIA	Travis	78758	VTB4999	TX	122
3229	JARED CHANCE OCHOA	Williamson	76574	PXX1554	TX	146
3230	WILLIAM QUINTON DSHAWN SIMMONS	Bastrop	78621	WCT0158	TX	192
3231	NOSK INC	Bexar	78212	TMZ9539	TX	117
3232	SAVANNAH ROSE WELCH	Travis	78749	VDN5281	TX	120
3233	PAUL FRANCIS NELSON	Hays	78640	VWD1955	TX	122
3234	TEXAN BJ HOME & COMMERCIAL, LLC	Williamson	78642	7484W94	TX	194
3235	MA S JUAREZ	Travis	78660	WCC8196	TX	134
3236	CHANNELLE LARESA MAHOME	Travis	78759	WDT1011	TX	169
3237	JARED TERAY EARWIN	Williamson	76537	7753H88	TX	180
3238	ANIKA JOY PETTIGREW	Williamson	78633	7741R60	TX	229
3239	MARIA DALIA SOTO ALVARADO	Travis	78660	WFH0118	TX	165
3240	MARI MARGARET CHARRO	Travis	78747	WCF2782	TX	128
3241	ARACELI REYES	Travis	78617	7442R34	TX	160
3242	DEVIN TREVON KINCHEON	Travis	78744	7545R86	TX	162
3243	LINDA SUE MARTINEZ, SARAH LYNN LOZANO	Hays	78640	7520R93	TX	155
3244	BRANDON BARBER	Bell	76548	TVP5463	TX	103
3245	RONIKA LOCKETT	Travis	78653	7474Z27	TX	195



CENTRAL TEXAS REGIONAL  
MOBILITY AUTHORITY

## CTRMA Prohibited Vehicles

3246	TANIA JO KING DUSTIN RAY KING	Bastrop	78957	8WRGJ	TX	150
3247	TEXAS GEO BORE DRILLING LLC	Williamson	78634	SCG5824	TX	132
3248	MIGUEL PINA COLMENAREZ	Travis	78721	7441T20	TX	145
3249	TIFFANY NICOLE COOK, TYLER JAMES COOK	Caldwell	78644	7558V67	TX	152
3250	MORGAN ANASTASIA HINKLE	Williamson	78641	SVV7431	TX	141
3251	MARLEN RODRIGUEZ-LEON, JOSE GUSTAVO RODRIGUEZ PONC	Travis	78617	7781F90	TX	166
3252	NORMA BEATRIZ MARTINEZ LIMON ALONDRA MARTINEZ LIMON	Travis	78653	NDP4133	TX	202
3253	SIDARIUS JAYLEN JOHNSON	Travis	78617	7558B51	TX	139
3254	JUANA RODRIGUEZ KIMBERLEY RODRIGUEZ	Bastrop	78602	VJS6754	TX	121
3255	DONALD SUNG MIN MAHANEY	Williamson	78641	TRK9844	TX	190
3256	ABIGAIL RODRIGUEZ	Travis	78653	SYK1690	TX	100
3257	MARISOL DOMINGUEZ GARCIA	Williamson	78641	VRZ9793	TX	139
3258	KEVIN DUJUAN EURING JR	Travis	78617	7344N37	TX	130
3259	JENNIFER MARIE SERNA MARTIN AURELIO SERNA	Hidalgo	78589	RGV6600	TX	108
3260	JNEE MELTON	Travis	78702	7756Z29	TX	192
3261	TONYA EVON FAIRLEY	Travis	78653	7579H31	TX	189
3262	JASMINE MALIK	Bell	76502	7413R56	TX	119
3263	ANDREW DANIEL PEREZ	Bexar	78109	RKV1632	TX	108
3264	MARIA SANCHEZ TAMAYO IMANI MONIQUE MARTINEZ	Bexar	78232	VWP7437	TX	139
3265	ALFREDO BALDERAS SANCHEZ	Bastrop	78612	WCD1059	TX	132
3266	BRANDON J HUNT	Travis	78749	NGB1838	TX	102
3267	TYLER BARRETT WHEELER	Travis	78703	WCB3127	TX	141
3268	SARA ELIZABETH COGBURN	Travis	78745	VVP0534	TX	129
3269	AARON BENITO TORRES	Bastrop	78612	RTJ7628	TX	140
3270	NOAH AVERY WILLIAMS	Travis	78653	VWD2409	TX	120
3271	ELIZABETH ARAUJO RAMOS	Travis	78660	VFT2442	TX	111
3272	JOSE A JIMENEZ	Williamson	78634	VYK7738	TX	136
3273	AUSTIN KNIGHT DEVELOPMENT DBA	Travis	78744	7172S35	TX	143
3274	GUSTAVO CARAVEO BAZA	Travis	78727	WFJ7050	TX	175
3275	ANA ESTHER GARCIA-ALVAREZ	Travis	78617	VKZ2612	TX	160
3276	CAPITAL METROPOLITAN TRANSPORTATION AUTHORITY	Travis	78702	1578440	TX	142
3277	JAMAL MARQUEZ HOWELL	Bell	76542	VMG5714	TX	159
3278	KACIE ANDREWS	Travis	78653	KMS3986	TX	147
3279	MARQUICE KYHEEM JAMAL BATTEN	Travis	78727	WFH0557	TX	149
3280	MIGUEL A CASTELLANOS ESPINAL	Travis	78660	VVM0579	TX	121
3281	KENNEDE K WALLACE	NULL	78660	7527P91	TX	176





CENTRAL TEXAS REGIONAL  
MOBILITY AUTHORITY

## CTRMA Prohibited Vehicles

3282	RODERICK LAMONT ARMSTRONG	Travis	78653	7593P94	TX	167
3283	GENNESSA LOUISE PAGLUICA	Bastrop	78621	7459L98	TX	165
3284	MARIISOL GARZA	Travis	78704	7479Z53	TX	163
3285	RANISHA THOMPSON	Williamson	78634	7490P95	TX	187
3286	ROXANNE ESCOBAR REED	Comal	78133	PXR1548	TX	104
3287	JUAN CARLOS ABARCA	Hays	78640	VJG6870	TX	107
3288	BRIANNA KALA HUDSON	Brazoria	77581	PCZ4603	TX	121
3289	JUAN CARLOS JUAREZ NARVAEZ	Travis	78660	7465V66	TX	122
3290	KENTRIC EDWARD WARD AMBER NICHOLE ELLIOTT	Williamson	78729	WFB2973	TX	161
3291	ANTHONY WADE FLOYD	Travis	78723	7444N58	TX	184
3292	ADRIANA ALEJANDRA QUINTANA	Bastrop	78612	7768N13	TX	198
3293	NATALYI S QUINTANILLA SANCHEZ	Bastrop	78621	SZS5586	TX	140
3294	JOSE ALVAREZ	Hays	78640	7268Z82	TX	125
3295	TOMMIE YVETTE MCKINNEY	Travis	78754	WCB5923	TX	153
3296	DEMETRIA NICOLE AVERY	Travis	78758	TCX2687	TX	140
3297	JOSUE DAVID ANTOLIN POMPA	Bell	76542	SXG8299	TX	168
3298	CLAUDIA AYDE ASPEITIA GONZALEZ	Williamson	78613	TFZ6388	TX	198
3299	A&F INTERGLOBAL, LLC VELO AUTOSPORTS	Harris	77057	0P0193R	TX	115
3300	JUAN MANUEL REYES	Harris	77504	TZS5030	TX	106
3301	HUEY SHANE SMALL	Montgomery	77365	VHH5773	TX	112
3302	EARIAN TAWON WHITE	Travis	78728	VWK0271	TX	122
3303	KAILEY ESTHER CAPETILLO	Travis	78748	7742B28	TX	154
3304	JAVIER VILCHIS TORALES	Travis	78617	7229F38	TX	121
3305	SHANNON JESSICA MYERS	Williamson	78634	7474Z64	TX	152
3306	STEPHANIE BRIANNA PEREZ, BRITTANY MONIQUE PEREZ	Travis	78653	7741B85	TX	178
3307	EDDIE DEAN WORTON SHERRY ANN WORTON	Harris	77060	VJZ7263	TX	129
3308	CHRISAUN JONES	Travis	78653	7481F88	TX	231
3309	ROBERT LEWIS REED	Travis	78653	VJG2305	TX	128
3310	RUSSELL BENJAMIN ADKINS	Bexar	78212	VDB4102	TX	175
3311	GUSTAVO ADOLFO MORCILLO	Williamson	78665	SDH2719	TX	124
3312	ARLICIA FANNICE NORWOOD	Travis	78724	VVL6156	TX	105
3313	JESUS ARREOLA	Travis	78660	7480Z64	TX	134
3314	ALFREILYS CLARETH MARTINEZ SUBERO	Bexar	78240	WDP8260	TX	140
3315	ALEXIS MARIE BENITEZ, KYLLA SENAIDA IBARRA	Travis	78724	7443F39	TX	147
3316	CHASE EDWARD NELSON	Williamson	78641	7743R44	TX	161
3317	SAMUEL JAMES COLDIRON	Travis	78752	GCL6985	TX	186



CENTRAL TEXAS REGIONAL  
MOBILITY AUTHORITY

## CTRMA Prohibited Vehicles

3318	CHARISMA LATRICE WALLACE	Travis	78748	WFB7403	TX	160
3319	MARIA G MARTINEZ ALANIS	Hays	78666	VGZ2154	TX	122
3320	REINALDO E ARIAS GONZALEZ	Travis	78748	WFJ6430	TX	107
3321	DRAKE A AUBIN	Travis	78724	7580G64	TX	180
3322	ROBERT KEMP ADAMS III	Williamson	78613	7788F65	TX	153
3323	ARINZCHUKWU WINSTON OKO	Travis	78759	WGY8235	TX	131
3324	CHAD WILLIAM BURNER	Travis	78720	VTN5484	TX	108
3325	MYER ROMAN CLIFF LOVELL	Cameron	78552	VNK3294	TX	103
3326	NATHAN NATHANIEL JACKSON JR	Travis	78660	7576V96	TX	178
3327	JASMINE DIJON DANIEL	Travis	78724	WGY8546	TX	130
3328	DEVIN HUNTER CREATIVE CONCRETE	Travis	78617	VTB5697	TX	164
3329	SAMUEL GUERRERO	Travis	78747	WCT1350	TX	154
3330	CONSUELO SEDA DANIEL ACEVEDO	Bell	76549	WFF6356	TX	121
3331	WISAM AL DAFFAIE	Bexar	78251	VZJ2112	TX	116
3332	REBECCA FAUBION	Burnet	78611	VYV0708	TX	150
3333	DANY VALDES HERNANDEZ MARIA ANTONIA GOMEZ CARDOSO	Williamson	78664	VSZ5679	TX	106
3334	JASMINE NICOLE PRESTON	Travis	78724	7580F58	TX	183
3335	LAKISHA RENEE JONES	Williamson	78729	7814B40	TX	200
3336	LEIGH JOHNSTON	Travis	78645	7343D55	TX	154
3337	JOSE ENRIQUE MARRERO JUI	Ector	79761	WCS9504	TX	125
3338	LAYLA L WIEWEL	Comal	78133	RMG4099	TX	162
3339	CAROLYN JARMON JACKSON	Travis	78724	7455L26	TX	176
3340	SALOMON SILVA III	Travis	78652	7559Z67	TX	138
3341	BRYCE SCOTT HARTNESS	Grayson	75020	WCF0218	TX	122
3342	PHALON LAMONT WILLIAMS	Travis	78726	7088S48	TX	122
3343	AMANDA MARIE RAY	Bastrop	78621	VXP8961	TX	123
3344	ARTURO TORRES JR.	Hidalgo	78570	7527J79	TX	224
3345	JOSEPH A GONZALEZ	NULL	78791	LKT9799	TX	126
3346	SALINA AILEEN CAVAZOS	Travis	78653	7286R54	TX	120
3347	NOAH TAIQUAN DENTLEY	Bell	76549	7290H40	TX	155
3348	ARIEL IGLESIAS TORRES	Travis	78653	7473P92	TX	175
3349	JOSHUA ROMEL KING, TANZI NE OVTE RESHAN KING	Williamson	78641	7564L88	TX	151
3350	LAMAR CHRISTOPHER LEE	Williamson	78641	WFH4632	TX	156
3351	CASEY LYNN DODSON	Travis	78749	PWH4739	TX	117
3352	CARLOS ALBERTO CARRASQUEL	NULL	76541	7213N59	TX	151
3353	TIMMY RAY CARDIN	Travis	78653	VYJ2928	TX	122



CENTRAL TEXAS REGIONAL  
MOBILITY AUTHORITY

## CTRMA Prohibited Vehicles

3354	ALXYS RICHARD	Bastrop	78621	7572K71	TX	155
3355	JOSEPH SOSA	Williamson	78641	7521A28	TX	160
3356	EVELIA ESPINOZA GONZALEZ	Travis	78744	VNW1832	TX	109
3357	VIRGINIA ROSA FULGENCIO	Williamson	78665	RYX9761	TX	113
3358	STEVEN RICHARD WINGERT	Travis	78724	LNT3498	TX	134
3359	DESTENY MARISSA VILLEGAS	Travis	78721	7451D22	TX	154
3360	DONNA JUNE TREVINO-JONES	Williamson	78642	7765V29	TX	154
3361	KLOE MICHELE HALL, RYAN PATRICK HALL	Williamson	78641	7537K42	TX	166
3362	JOSEPH DONALD JOHNSON	Calhoun	77983	CHEQUE	TX	156
3363	ISABELLA ALCALA	Travis	78660	7598K11	TX	130
3364	CARLOS R. CARDOZA CARBALLO	Travis	78754	TTC0485	TX	120
3365	EXAVYER DAVID WILLIAMS	Williamson	78641	VZH3247	TX	147
3366	MARCUS DEWAYNE JAMES	Brazoria	77515	VCN8983	TX	119
3367	NICHOLAS SCOFIELD	Bexar	78230	TDG2378	TX	192
3368	ERIC LEE TENNISON	Travis	78748	7486W78	TX	188
3369	JEROME LEE STRAW	Travis	78747	WBW8422	TX	152
3370	JOSEPH D BENITEZ-JAMES	Travis	78724	STK6043	TX	124
3371	ARITZAN RICARDO OLIVA	Travis	78753	7457C76	TX	123
3372	RONALD PENAMORA	Travis	78741	7555S75	TX	112
3373	APRIL LYNN FLORES	Travis	78725	7396V75	TX	110
3374	KELLY LEE SWEETIN, KRISTEN ANNE CLANTON	Bastrop	78602	7271C70	TX	110
3375	GUNGOR RIDVAN	Travis	78726	7796R99	TX	135
3376	ANA KAREN HERRERA LOPEZ	Travis	78741	7513Y15	TX	140
3377	JACOBUS A LOOCK	Travis	78739	NNL7711	TX	112
3378	STEVEN ANTHONY GRILLO	Williamson	78641	VNC9893	TX	112
3379	ERNESTO RUIZ GOMEZ	Travis	78660	VRV3975	TX	106
3380	JAMIE GREEN	Williamson	78717	VTJ9495	TX	153
3381	COURTNEY ELIZABETH MCKENZIE	Hays	78610	VRD4206	TX	105
3382	JACOB PETE HERNANDEZ	Bastrop	78612	WFH1202	TX	151
3383	ANNA CAROLINA VALLE	Travis	78724	RWT9559	TX	216
3384	BROOKE KAYLEE YOUNG	Williamson	78641	7141Y30	TX	104
3385	BRANDON CHRISTOPHER WILSON, JASMINE LEWIS WILSON	Williamson	78641	7567K69	TX	150
3386	BLANCA ISABEL GUERRERO	Travis	78753	7731B41	TX	153
3387	CHRISTA YVONNE ALVA	Williamson	78613	VTR9592	TX	104
3388	DANA MUZQUIZ	Travis	78660	TDR0631	TX	111
3389	REYNEL MORALES DUANY	Midland	79707	WBN1032	TX	114



CENTRAL TEXAS REGIONAL  
MOBILITY AUTHORITY

## CTRMA Prohibited Vehicles

3390	DAVID ALTON LUDWIG	Hays	78640	7814A34	TX	137
3391	DANIELLE GARCIA	Travis	78704	7437W82	TX	147
3392	ADRIAN J THOMPSON MARGIE FULLER	Travis	78617	DJC2013	TX	116
3393	MARIA GUADALUPE GARCIA	Travis	78758	7401S86	TX	142
3394	ERIC CORBYN IVY	NULL	74441	7322C82	OK	132
3395	SHERICE MARIE MCELROY NICHOLAS ANDREW MCELROY	Coryell	76522	WCS9749	TX	135
3396	KIDS WONDERLAND LLC	Williamson	78641	WCC6025	TX	125
3397	MICHAEL STIWAR SUAREZ AVILA LEYDI J SUAREZ AVILA	Travis	78660	7330T88	TX	148
3398	PEDERO JR GUAJARDO	Travis	78744	7524Z78	TX	181
3399	CAPITAL METROPOLITAN TRANSPORTATION AUTHORITY	Travis	78702	1579298	TX	159
3400	BRIANA NICOLE HARRIS	Travis	78702	7589V56	TX	137
3401	KAELEE RENEE RUIZ	Travis	78724	7445D60	TX	196
3402	BANESA CASTRO	Travis	78653	7556C59	TX	133
3403	YINDANFER MALDONADO JAIMES	Travis	78702	VWX1071	TX	129
3404	JOHNELLE LYNETTE WHITE	Travis	78653	SPN5140	TX	165
3405	KIERRA NIA MINNARD	Travis	78753	7821F92	TX	148
3406	ROXANA AGUILAR	Travis	78724	VJF1812	TX	137
3407	KAMISHA SAULS	Bastrop	78621	7726W28	TX	152
3408	MARICELA ROBLES, DIANA LEDESMA RIVAS	Williamson	78641	7239T49	TX	108
3409	ALEYDA ANSELMO	Travis	78754	7428Z98	TX	136
3410	NATHAN DANIEL JANOUSEK SUMMER RHNEA MCDANIEL	Guadalupe	78155	MXX3598	TX	155
3411	BENJAMIN MICHAEL DAVIS	Travis	78750	7331F96	TX	129
3412	KYARA PORSHA DEONJALA FARMER	Travis	78653	7307B27	TX	157
3413	CLAUDIA SOTO GARCIA, HUGO E RINCON HERNANDEZ	Williamson	76537	7342Z64	TX	167
3414	BRICEIDA MONDRAGON, BRICEIDA MONDRAGON	Travis	78721	7511R19	TX	114
3415	FRANCISCO CAMPUZANO VELAZQUEZ	Lampasas	76550	VYW1603	TX	119
3416	WEBBERVILLE PROPANE INC DBA DIRECT PROPANE SERVICES	Travis	78653	TDP2717	TX	105
3417	YADRICK TRAVON JOHNSON	Travis	78705	WHD5787	TX	166
3418	HARNOLD J GUTIERREZ	Travis	78724	7500J15	TX	142
3419	LIVIAN MONTEAGUDO DISOTUAR	Travis	78723	7447V76	TX	155
3420	NANCY IRENIA CABALLERO	Travis	78724	VXR6600	TX	173
3421	LORIN HUNTER	Hays	78610	TPY0531	TX	122
3422	ROBERT WILLIAM WOOLSEY	Williamson	78642	TRX1942	TX	106
3423	ALEZE KEYAIRRA HEDSPETH	Hays	78610	7778P56	TX	140
3424	VCFS AUTO LEASING COMPANY(LESSOR)	NULL	36691	7192G44	AL	103
3425	A & A WRECKER AND RECOVERY LLC	Travis	78722	T7745L	TX	101





CENTRAL TEXAS REGIONAL  
MOBILITY AUTHORITY

## CTRMA Prohibited Vehicles

3426	JASON SANCHEZ	Travis	78748	TWK8497	TX	103
3427	JACOB YANEZ	Hays	78640	7238W96	TX	133
3428	MAYELI V VERVECIA SOLORZANO	Travis	78723	WCS5988	TX	123
3429	CHRISTOPHER W CASTRO	Williamson	78634	RYH7355	TX	113
3430	NORMA PEREZ	Williamson	78641	WDZ9456	TX	133
3431	DAKAR AUTO SALES LLC	Bell	76541	9N2645X	TX	105
3432	AKEAL BROWN	Travis	78747	7543A42	TX	138
3433	ERICK L AZUJE COLINA	Travis	78753	VNG5846	TX	101
3434	PEDRO ALCARAZ	Caldwell	78616	7557R73	TX	188
3435	SERENITY HOSPICE ATX, LLC	Hays	78640	7406D45	TX	162
3436	GUADALUPE JAZLENE HUERTA	Travis	78744	WGW9389	TX	109
3437	FEDERICO GONZALEZ DBA EAGLE DR	Travis	78744	7525K48	TX	155
3438	ANTHONY ALL AROUND LOGISTICS	Bexar	78244	VPL5848	TX	129
3439	JOEL CONTRERAS JR	Webb	78040	RBG8914	TX	115
3440	PRECIOUS DELEECIA GIVENS	Travis	78726	7201B78	TX	121
3441	GILBERTO GARCIA	Travis	78744	4C7832J	TX	122
3442	LEONA WRIGHT	Travis	78724	7263V16	TX	126
3443	MILTON WILFREDO HERNANDEZ	Travis	78753	7300A83	TX	106
3444	DEMORRIS DESHAY LIMUEL	Lee	78942	7445R74	TX	167
3445	BRECION B. WHALON	Travis	78728	WBH5314	TX	111
3446	STACY WILKINSON	Travis	78660	TCF2376	TX	100
3447	FIDENCIO FIGUEROA CACIQUE	Willacy	78594	7438H43	TX	104
3448	BRENDAN JOHN BELL	Travis	78660	7447G11	TX	118
3449	ISABEL MENDEZ ROLINGSON	Travis	78660	7256U71	TX	119
3450	ASHLY CORINNA COLLINS	Travis	78722	7413B33	TX	123
3451	KAYLAN NICHOLE HILL	Travis	78721	7549C78	TX	122
3452	DAKAR AUTO SALES LLC	Bell	76541	9N0148W	TX	107
3453	ARMONI JANNESSA ADAMS	Travis	78747	7248Z56	TX	130
3454	AARON WHITEHEAD	Williamson	78633	7254U15	TX	102
3455	SAMUEL JOHNSON	Bastrop	78621	NXL4634	TX	145
3456	DOMONIC SOLIS	Travis	78617	7415U59	TX	121
3457	DAVID RAY KEHRER II	Williamson	78664	7575Y43	TX	120
3458	MARTIN CUEVAS CUEVAS	Williamson	78613	7422S99	TX	106
3459	SHONTES MONIC ALDRIDGE	Hays	78610	7793F69	TX	212
3460	NICHOLE GONZALEZ	Travis	78617	WCT8102	TX	141
3461	JORGE ARMANDO HERNANDEZ	Travis	78653	7509B22	TX	151



CENTRAL TEXAS REGIONAL  
MOBILITY AUTHORITY

## CTRMA Prohibited Vehicles

3462	FANNY ANTUNEZ MARIN	Bell	76541	TZH4370	TX	101
3463	PIA BELLOCCHIO	Travis	78724	7063B77	TX	102
3464	EMILY MICHELLE RAMIREZ	Travis	78741	7390T49	TX	125
3465	NOAH SCOTT TOWNSEND	Travis	78741	7462T51	TX	141
3466	NINA HARRELL MEANS	Travis	78660	7392W49	TX	104
3467	ARIANA ESTEFANIA ALANIS	Harris	77042	NPL2521	TX	124
3468	WILTON JOSE MALTEZ	Travis	78741	TTC4712	TX	109
3469	SAMANTHA LYNELLE GRANT	Caldwell	78644	7351N77	TX	110
3470	JOSE MARIA GUTIERREZ, ANNETTE RUEDAS	Travis	78617	7268Z55	TX	118
3471	ELIZABETH CAMACHO-TOVAR	Travis	78653	7369U83	TX	127
3472	MARCUS TODD ROACH	Travis	78645	7250S16	TX	102
3473	RAFAEL VALLEJO	Travis	78741	7777Y29	TX	106
3474	ERIC LEE RIOS, SAMANTHA MARIE RIOS	Travis	78617	7514T39	TX	138
3475	KRYSTAL JADAI MUGNO	Williamson	78665	WCS5877	TX	121
3476	JOSE MANUEL LOPEZ-ACUNA	Bastrop	78621	THZ2701	TX	182
3477	TRAVIS THOMAS BEDWELL	Williamson	78641	7554D87	TX	129
3478	JOEL PHILLIPS	Travis	78653	VCV2512	TX	149
3479	BARBARO RIEGO PORTA, SHEILA RIEGO PORTA	Bastrop	78602	7459Y16	TX	136
3480	JACOB ALBERT JUAREZ	Travis	78752	VCY6612	TX	103
3481	TYLER VAUGHN	Williamson	78642	7432D38	TX	137
3482	TASHA RESHAWN SCOTT	Travis	78728	7101J70	TX	111
3483	MAGDALENA RODRIQUEZ	Hays	78640	STL1465	TX	128
3484	NATHAN TYLER DIAZ	NULL	78613	7770Z80	TX	139
3485	DEBBIE EPHEIAM	Harris	77493	7534J88	TX	122
3486	ALBERTO GUTIERREZ NAVARRO	Dallas	75042	7300P63	TX	102
3487	WILLIAM BRANDT LINDEMAN, ASHLEY LYNN LINDEMAN	Williamson	78634	7402R15	TX	105
3488	ROBERT ALFRED BURNS	Bastrop	78612	7348Z53	TX	111
3489	MARCO ANTONIO BECERRA VILLANUE	Caldwell	78644	7256G54	TX	114
3490	SALINAS AUTO GROUP LLC	Hays	78640	9N6726U	TX	115
3491	PABLO MORENO	Williamson	78729	7369R78	TX	104
3492	JOSE EDGARDO CABRERA PADILLA	Travis	78744	VXR2472	TX	114
3493	EDWARD CALDWELL	Travis	78741	7561H45	TX	123
3494	DAKAR AUTO SALES LLC	Bell	76541	9N3360T	TX	112
3495	KEVIN MICHAEL YAWGEL	Travis	78726	WCB0630	TX	143
3496	S & Z AUTO SALES LLC	Travis	78758	9N6624W	TX	101
3497	ROLANDO ORTIZ, SYDNI VICTORIA CASTILLO	Williamson	78641	7494J86	TX	111



CENTRAL TEXAS REGIONAL  
MOBILITY AUTHORITY

## CTRMA Prohibited Vehicles

3498	YANKIEL SORUTO VALLE	Travis	78731	7556Z32	TX	114
3499	BRANDON SCOTT THOMAS	Bastrop	78602	WDL1683	TX	125
3500	SHARRY MITCHELL	Caldwell	78644	7258A93	TX	116
3501	DOMINIC LEE RODRIGUEZ	Travis	78724	WCT5616	TX	105
3502	JESSE SOLIZ JR, JOANNA RUBY LOZANO	Travis	78758	7342Y36	TX	112
3503	APRIL NICHOLE OSORIO	Travis	78724	7386L51	TX	115
3504	AURORA R BIDOPIA	NULL	40218	N8J395	KY	100
3505	BRENDA YASMIN GALLEGOS VAZQUEZ	Travis	78724	7444L35	TX	110
3506	SWAWNTAVIA CLARK	Travis	78753	7418X35	TX	108
3507	TERRANCE ALLEN	Bell	76542	7493S47	TX	122
3508	CYNTHIA ANN PERRY	McLennan	76708	TCX4561	TX	113
3509	LARRY MARTIN LOERA MARTIN SOLANO LOERA	Travis	78748	SHC7577	TX	109
3510	MICHELE S SILVERMAN	Williamson	78641	U23PVT	TX	100
3511	HEATHER ELIZABETH BEARDEN	Williamson	78641	7574U49	TX	117
3512	AUDREY MARIE ROCHA	Travis	78754	7411L39	TX	124
3513	LOUIS C ARISPE	Travis	78721	7553N25	TX	147
3514	JACQUELINE LAREDO	Williamson	78729	7545H71	TX	109
3515	YECENIA ELIZABETH SOLANO, DREW AARON BOBBITT	Williamson	78664	7391A81	TX	110
3516	JAIME LUIS HERRERA	Travis	78617	7380U15	TX	101
3517	MARIA FERNANDEZ	Williamson	76574	7306G87	TX	103
3518	KATIA CONTRERAS BUENROSTRO, JONATHEN WAYNE HILL	Burleson	77836	7291D79	TX	148
3519	EMILY NOEL KRISCHKE	Williamson	78641	7563X38	TX	105
3520	JASIEL CRESPO RAMIREZ	Travis	78741	7283T71	TX	100
3521	SHAWANNA DESHAY GLYNN	Travis	78617	7495U71	TX	125
3522	RAPHAEL ATANGANA DJIDA N EPSE	Travis	78759	7781J99	TX	161
3523	SHEKENNA BRIONE PRICE	Travis	78702	WFH2522	TX	126
3524	NISEL RICARDO VALERA	Travis	78753	7527R37	TX	108
3525	VIVIEL BOHLER	Travis	78748	7245V70	TX	107
3526	RAYTWAN DONTRELLE HALL	Travis	78702	WCT5582	TX	129
3527	JEREK LEE LANE	Travis	78723	TRR3196	TX	108
3528	SAID CHARAF RYAN CHARAF	NULL	79731	WFH8197	TX	102
3529	CHAUNCEY WILLIAMS	Travis	78653	7315F95	TX	115
3530	BRYANT AARON AMSLER	Williamson	78642	WFG8034	TX	102
3531	JOSEPH ROBERT PEREIRA AMMIE MAE PEREIRA	Bell	76542	VGf9502	TX	102
3532	JOSELY ARMINDA GLASGOW ALFRED	Travis	78741	VXZ2782	TX	119
3533	AMANDA JANELLE GONZALES	Travis	78653	7281Z46	TX	100



CENTRAL TEXAS REGIONAL  
MOBILITY AUTHORITY

## CTRMA Prohibited Vehicles

3534	ALINA M VERDECIA RAMIREZ	NULL	78660	7532J41	TX	102
3535	JAYNELLE DESSIRAE WAGLIARDO	Williamson	78641	7786R50	TX	114
3536	SELENA MARIE HAROS	Hays	78610	7451G82	TX	105
3537	JENNIFER ANNE VINES	Travis	78617	7561C35	TX	117
3538	YAJAIRA DIAZ, ARNULFO SANDOVAL	Travis	78744	7455X97	TX	112
3539	THURMAN RUFUS SIMMS, MAYEANE CHARDONNAY SIMMS	Travis	78724	7418F32	TX	122
3540	CHRISTIAN INEZ ZAMORA	Travis	78741	7556T50	TX	123
3541	BENARD E OKEKE	Travis	78753	9N2041Z	TX	110
3542	ADAM CHISTOPHER SHORT	Williamson	78729	7749F85	TX	117
3543	JUAN DIEGO LINARES CAMACHO	Travis	78744	7496Z65	TX	117
3544	JAMES BRASHEARS	Bexar	78221	AK68323	TX	102
3545	CARLOS YOAN DURARN ROMERO	Harris	77042	7497H92	TX	116
3546	BRIANNON VUNSHAE GARNETT	Travis	78754	WBZ8398	TX	103
3547	RYAN ANGEL PALMA	Lee	78947	WDT6439	TX	146
3548	KATHLEEN GEDA RODIL VASQUEZ, PASCUAL VASQUEZ	Travis	78653	7500G45	TX	121
3549	MARIAH MARIE CHILDS	Travis	78653	7465L74	TX	111
3550	TYTIANNA SIMONE MARIE GRANT	Travis	78745	7468G97	TX	101
3551	LUIS OMAR JAIMES GONZALEZ	Harris	77040	WFZ5687	TX	131
3552	MARIO MONDRAGON TALAVERA, THELMA MONDRAGON TALAVER	Travis	78653	7602A87	TX	120
3553	OBED HERNANDEZ	Madison	77864	WFF4094	TX	109
3554	SERGIO JAVIER MARTINEZ	Bexar	78207	NCF5891	TX	106
3555	NEILIZ Y RAMIREZ MALDONADO	Hays	78610	WFJ8152	TX	128
3556	COLTON JAMES BLAIR	Williamson	78642	7566X82	TX	112
3557	JOSHUA JAMES DAVIS GELEYA ELAINE LOVELESS	Bastrop	78621	7265R13	TX	108
3558	GARY LEWIS	Travis	78724	7535V54	TX	115
3559	LASHAY OCKELBERRY	Bastrop	78602	7511V86	TX	105
3560	YULIER GORGET MARTINEZ, RAFAEL DE JESUS GIRO ROSAL	Bastrop	78612	7810C34	TX	105
3561	TRACY ANN BUSBY	Travis	78754	7255A59	TX	104
3562	OSCAR JESUS DEL REY PEREZ	Travis	78758	7510Y56	TX	100
3563	DONTANEEK AMALID, GLASCOE JOHNS	Travis	78721	7590B49	TX	106
3564	CIERRA ALVARADO, BRYANT NATAL	Travis	78759	7753F58	TX	105
3565	RACHEL SALAZAR LOPEZ	Travis	78744	7499P68	TX	112
3566	PABLO ANTONIO CASIANO	Bastrop	78621	7481F70	TX	104
3567	ADRIANA LARA MEDINA	Travis	78758	7767T16	TX	105
3568	ASHLEY FERNANDEZ	Travis	78725	SHC9171	TX	107
3569	AUSTIN AUTO ASSISTANCE, LLC	Travis	78724	0P5067Z	TX	104





## CTRMA Prohibited Vehicles

[illegible]

**MEETING OF THE BOARD OF DIRECTORS  
OF THE  
CENTRAL TEXAS REGIONAL MOBILITY AUTHORITY**

**RESOLUTION NO. 25-058**

**ACCEPT THE UNAUDITED FINANCIAL STATEMENTS FOR AUGUST 2025  
AND SEPTEMBER 2025**

WHEREAS, the Central Texas Regional Mobility Authority (Mobility Authority) is empowered to procure such goods and services as it deems necessary to assist with its operations and to study and develop potential transportation projects, and is responsible to insure accurate financial records are maintained using sound and acceptable financial practices; and

WHEREAS, close scrutiny of the Mobility Authority's expenditures for goods and services, including those related to project development, as well as close scrutiny of the Mobility Authority's financial condition and records is the responsibility of the Board and its designees through procedures the Board may implement from time to time; and

WHEREAS, the Board has adopted policies and procedures intended to provide strong fiscal oversight and which authorize the Executive Director, working with the Mobility Authority's Chief Financial Officer, to review invoices, approve disbursements, and prepare and maintain accurate financial records and reports; and


WHEREAS, the Executive Director, working with the Chief Financial Officer, has reviewed and authorized the disbursements necessary for the month of August 2025 and has caused financial statements to be prepared and attached to this resolution as Exhibit A; and

WHEREAS, the Executive Director, working with the Chief Financial Officer, has reviewed and authorized the disbursements necessary for the month of September 2025 and has caused financial statements to be prepared and attached to this resolution as Exhibit B.


NOW THEREFORE, BE IT RESOLVED, that the Board of Directors accepts the unaudited financial statements for August 2025 and September 2025, attached hereto as Exhibit A and Exhibit B, respectively.

Adopted by the Board of Directors of the Central Texas Regional Mobility Authority on the 29<sup>th</sup> day of October 2025.

Submitted and reviewed by:

  
James Bass (Oct 29, 2025 22:46:40 CDT)  
James M. Bass  
Executive Director

Approved:

  
Robert W. Jenkins Jr (Nov 3, 2025 10:51:44 CST)  
Robert W. Jenkins, Jr.  
Chairman, Board of Directors

**Exhibit A**

Financial Statements for August 2025

**Central Texas Regional Mobility Authority**  
**Income Statement**  
**For the Period Ending August 31, 2025**

	Budget Amount FY 2026	Actual Year to Date	Percent of Budget	Actual Prior Year to Date
<b>REVENUE</b>				
<b>Operating Revenue</b>				
Toll Revenue	210,599,300	39,049,862	18.54%	28,562,751
Video Tolls	73,589,980	10,411,904	14.15%	11,809,967
Fee Revenue	17,162,920	2,724,391	15.87%	2,845,900
<b>Total Operating Revenue</b>	<b>301,352,200</b>	<b>52,186,158</b>	<b>17.32%</b>	<b>43,218,618</b>
<b>Other Revenue</b>				
Interest Income	36,000,000	4,576,091	12.71%	6,454,347
Grant Revenue	-	-	-	309,462
Miscellaneous Revenue	15,000	2,172	14.48%	5,890
Headquarters Rent Revenue	-	56,543	-	-
Unrealized Gain/Loss	-	-	-	123,484
<b>Total Other Revenue</b>	<b>36,015,000</b>	<b>4,634,807</b>	<b>12.87%</b>	<b>6,893,184</b>
<b>TOTAL REVENUE</b>	<b>337,367,200</b>	<b>56,820,964</b>	<b>16.84%</b>	<b>50,111,801</b>
<b>Other Additions</b>				
Deposits from Other Governments - Travis County Road	-	-	-	-
<b>Total Other Additions</b>	<b>-</b>	<b>-</b>	<b>-</b>	<b>-</b>
<b>EXPENSES</b>				
<b>Salaries and Benefits</b>				
Salary Expense - Regular	5,853,330	603,165	10.30%	569,109
Salary Reserve	80,000	-	-	-
TCDRS	1,261,493	108,818	8.63%	102,699
FICA	301,224	31,900	10.59%	30,583
FICA MED	84,873	8,658	10.20%	8,171
Health Insurance Expense	854,583	86,870	10.17%	78,943
Life Insurance Expense	4,401	403	9.16%	382
Auto Allowance Expense	10,200	1,403	13.75%	1,445
Other Benefits	300,617	17,039	5.67%	12,872
Unemployment Taxes	7,200	74	1.03%	-
<b>Total Salaries and Benefits</b>	<b>8,757,921</b>	<b>858,329</b>	<b>9.80%</b>	<b>804,205</b>
<b>Administrative</b>				
<b>Administrative and Office Expenses</b>				
Accounting	11,000	1,760	16.00%	1,599
Auditing	187,000	-	-	-
Financial Advisors	180,000	36,000	20.00%	27,900
Human Resources	100,000	137	0.14%	128
Legal	30,000	-	-	1,180
IT Services	550,000	66,629	12.11%	54,390
Software Licenses	1,958,500	1,755,549	89.64%	1,228,954
Cell Phones	27,900	675	2.42%	2,160
Local Telephone Service	2,500	56	2.23%	407
Overnight Delivery Services	200	95	47.58%	-
Copy Machine	15,300	2,544	16.63%	2,544
Repair and Maintenance - General	10,000	-	-	-
Meeting Facilities	2,500	-	-	-
Meeting Expense	16,750	2,239	13.37%	279
Toll Tag Expense	3,000	-	-	200
Parking / Local Ride Share	2,750	40	1.44%	39

**Central Texas Regional Mobility Authority**  
**Income Statement**  
**For the Period Ending August 31, 2025**

	Budget Amount FY 2026	Actual Year to Date	Percent of Budget	Actual Prior Year to Date
Mileage Reimbursement	4,950	160	3.22%	87
Insurance Expense	1,601,000	192,197	12.00%	160,952
Rent Expense	855,000	157,048	18.37%	45,571
Building Parking	4,000	-	-	67
Total Legal Services	473,000	-	-	-
<b>Total Administrative and Office Expenses</b>	<b>6,035,350</b>	<b>2,215,128</b>	<b>36.70%</b>	<b>1,526,455</b>
<b>Office Supplies</b>				
Books and Publications	4,750	596	12.55%	596
Office Supplies	7,750	598	7.72%	227
Miscellaneous Office Equipment	4,500	-	-	-
Computer Supplies	207,600	170,781	82.26%	5,837
Copy Supplies	500	-	-	-
Other Reports - Printing	750	-	-	-
Office Supplies - Printed	5,000	27	0.54%	496
Postage Expense	1,450	149	10.24%	-
<b>Total Office Supplies</b>	<b>232,300</b>	<b>172,151</b>	<b>74.11%</b>	<b>7,156</b>
<b>Communications and Public Relations</b>				
Print Production	75,000	-	-	-
Website Maintenance	185,000	5,570	3.01%	11,361
Research Services	185,000	-	-	11,900
Communications and Marketing	600,000	155,408	25.90%	5,953
Media Planning and Placement	1,225,000	22,512	1.84%	19,554
Direct Mail Production	45,000	-	-	-
TV and Video Production	250,000	-	-	-
Photography	25,000	345	1.38%	850
Radio Production	50,000	-	-	-
Other Public Relations	20,000	-	-	10,000
Promotional Items	25,000	7,054	28.22%	-
Printing	55,000	-	-	-
Other Communication Expenses	50,000	13,600	27.20%	3,403
<b>Total Communications and Public Relations</b>	<b>2,790,000</b>	<b>204,489</b>	<b>7.33%</b>	<b>63,021</b>
<b>Employee Development</b>				
Subscriptions	750	139	18.53%	139
Agency Memberships	89,850	130	0.14%	35
Continuing Education	15,000	-	-	-
Professional Development	32,200	3,121	9.69%	3,285
Other Licenses	3,200	-	-	-
Seminars and Conferences	79,100	800	1.01%	3,475
Travel	124,500	10,636	8.54%	9,180
<b>Total Employee Development</b>	<b>344,600</b>	<b>14,826</b>	<b>4.30%</b>	<b>16,114</b>
<b>Financing and Banking Fees</b>				
Trustee Fees	65,000	7,000	10.77%	15,000
Bank Fee Expense	12,000	2,521	21.01%	1,100
Arbitrage Rebate Calculation	17,500	-	-	-
Rating Agency Expense	50,000	35,000	70.00%	33,500
<b>Total Financing and Banking Fees</b>	<b>144,500</b>	<b>44,521</b>	<b>30.81%</b>	<b>49,600</b>
<b>Total Administrative</b>	<b>9,546,750</b>	<b>2,651,115</b>	<b>27.77%</b>	<b>1,662,347</b>



**Central Texas Regional Mobility Authority**  
**Income Statement**  
**For the Period Ending August 31, 2025**

	Budget Amount FY 2026	Actual Year to Date	Percent of Budget	Actual Prior Year to Date
<b>Operations and Maintenance</b>				
<b>Operations and Maintenance Consulting</b>				
GEC-Trust Indenture Support	1,474,653	230,573	15.64%	253,831
GEC-Financial Planning Support	300,000	46,662	15.55%	56,861
GEC-Toll Ops Support	1,651,356	202,272	12.25%	281,962
GEC-Roadway Ops Support	1,862,000	112,315	6.03%	155,228
GEC-Technology Support	782,300	139,385	17.82%	67,508
GEC-Public Information Support	250,000	43,705	17.48%	38,627
GEC-General Support	2,145,900	389,462	18.15%	287,635
General System Consultant	2,086,000	78,959	3.79%	135,446
Traffic Modeling	125,000	-	-	-
Traffic and Revenue Consultant	1,985,000	218,036	10.98%	176,961
<b>Total Operations and Maintenance Consulting</b>	<b>12,662,209</b>	<b>1,461,369</b>	<b>11.54%</b>	<b>1,454,059</b>
<b>Roadway Operations and Maintenance</b>				
Roadway Maintenance	4,887,388	285,863	5.85%	487,458
Landscape Maintenance	3,957,508	248,471	6.28%	480,554
Maintenance Supplies-Roadway	400,000	450	0.11%	-
Tools and Equipment Expense	95,000	2,145	2.26%	957
Gasoline	30,000	2,344	7.81%	2,876
Repair and Maintenance - Vehicles	10,000	1,362	13.62%	(1,694)
Natural Gas	10,000	1,268	12.68%	1,525
Electricity - Roadways	375,000	31,293	8.34%	31,400
<b>Total Roadway Operations and Maintenance</b>	<b>9,764,896</b>	<b>573,196</b>	<b>5.87%</b>	<b>1,003,077</b>
<b>Toll Processing and Collection Expense</b>				
Image Processing	2,050,960	189,549	9.24%	400,191
Tag Collection Fees	16,562,474	2,584,698	15.61%	1,952,766
Court Enforcement Costs	200,000	-	-	-
PBM Incentive	500,000	-	-	-
<b>Total Processing and Collection Expense</b>	<b>19,313,434</b>	<b>2,774,247</b>	<b>14.36%</b>	<b>2,352,958</b>
<b>Toll Operations Expense</b>				
Generator Fuel	3,000	513	17.11%	-
Fire and Burglar Alarm	500	82	16.45%	82
Refuse	2,900	353	12.18%	335
Telecommunications	160,000	19,713	12.32%	23,144
Water - Irrigation	9,500	1,349	14.20%	447
Electricity	650	-	-	154
ETC Spare Parts Expense	250,000	-	-	21,285
Repair and Maintenance Toll Equipment	100,000	5,004	5.00%	-
Law Enforcement	825,000	74,442	9.02%	82,379
ETC Maintenance Contract	6,450,000	-	-	50,029
Transaction Processing Maintenance Contract	2,300,000	-	-	-
ETC Toll Management Center System Operation	487,000	335,920	68.98%	43,776
ETC Development	520,000	-	-	-
ETC Testing	450,000	-	-	-
<b>Total Toll Operations Expense</b>	<b>11,558,550</b>	<b>437,376</b>	<b>3.78%</b>	<b>221,632</b>
<b>Total Operations and Maintenance</b>	<b>53,299,089</b>	<b>5,246,188</b>	<b>9.84%</b>	<b>5,031,725</b>

**Central Texas Regional Mobility Authority**  
**Income Statement**  
**For the Period Ending August 31, 2025**

	Budget Amount FY 2026	Actual Year to Date	Percent of Budget	Actual Prior Year to Date
<b>Other Expenses</b>				
<b>Special Projects and Contingencies</b>				
HERO	1,774,224	396,435	22.34%	-
Special Projects	250,000	-	-	-
71 Express Interest Expense	1,550,000	260,921	16.83%	290,561
Customer Relations	10,000	-	-	-
Technology Initiatives	75,000	-	-	-
Other Contractual Services	325,000	24,500	7.54%	32,000
Contingency	200,000	-	-	-
<b>Total Special Projects and Contingencies</b>	<b>4,184,224</b>	<b>681,856</b>	<b>16.30%</b>	<b>322,561</b>
<b>TOTAL OPERATING EXPENSE</b>	<b>75,787,984</b>	<b>9,437,489</b>	<b>12.45%</b>	<b>7,820,839</b>
<b>Other Deductions</b>				
Disbursement Other Government - Travis County Road	-	20,291	-	5,890
<b>Total Other Deductions</b>	<b>-</b>	<b>20,291</b>	<b>-</b>	<b>5,890</b>
<b>Non Cash Expenses</b>				
<b>Amortization Expense</b>				
Amortization Expense - Intangible Software	1,452,000	238,476	16.42%	239,186
Amortization Expense - RTU Asset - Leases	429,000	85,792	20.00%	85,792
Amortization Expense - Refundings	7,500,000	1,092,232	14.56%	1,150,328
<b>Subtotal Amortization Expense</b>	<b>9,381,000</b>	<b>1,416,500</b>	<b>15.10%</b>	<b>1,475,307</b>
<b>Depreciation Expense</b>				
Depreciation Expense - Equipment	4,400	4,340	98.64%	-
Depreciation Expense - Autos and Trucks	21,000	2,301	10.96%	5,068
Depreciation Expense - Building and Toll Facility	177,000	29,458	16.64%	29,458
Depreciation Expense - Highways and Bridges	60,500,000	9,711,720	16.05%	8,753,846
Depreciation Expense - Toll Equipment	4,140,000	796,715	19.24%	565,365
Depreciation Expense - Signs	852,000	111,326	13.07%	224,639
Depreciation Expense - Land Improvements	543,000	90,387	16.65%	90,387
<b>Subtotal Depreciation Expense</b>	<b>66,237,400</b>	<b>10,746,246</b>	<b>16.22%</b>	<b>9,668,763</b>
<b>Total Amortization and Depreciation Expense</b>	<b>75,618,400</b>	<b>12,162,746</b>	<b>16.08%</b>	<b>11,144,070</b>
<b>Total Non Cash Expenses</b>	<b>75,618,400</b>	<b>12,183,037</b>	<b>16.11%</b>	<b>11,149,960</b>
<b>Total Other and Non-Cash Expenses</b>	<b>79,802,624</b>	<b>12,864,893</b>	<b>16.12%</b>	<b>11,472,522</b>
<b>Non Operating Expenses</b>				
Interest Expense - Debt Obligations	98,361,366	14,145,965	14.38%	16,539,087
Interest Expense - Right to Use Assets	6,200	-	-	-
CAMPO RIF Payment	10,000,000	-	-	-
Headquarters Expenses	512,080	59,631	11.64%	-
Community Initiatives	600,000	258	0.04%	10,919
<b>Total Non Operating Expenses</b>	<b>109,479,646</b>	<b>14,205,854</b>	<b>12.98%</b>	<b>16,550,006</b>
<b>TOTAL EXPENSES</b>	<b>260,886,030</b>	<b>35,826,379</b>	<b>13.73%</b>	<b>35,520,806</b>
<b>Net Income</b>	<b>76,481,170</b>	<b>20,994,585</b>		<b>14,590,996</b>

**Central Texas Regional Mobility Authority**  
**Balance Sheet**  
**as of August 31, 2025**

	as of 08/31/2025	as of 08/31/2024
<b>ASSETS</b>		
<b>Current Assets</b>		
<b>Cash</b>		
Regions Operating Account	132,462	52,184
Cash in TexStar	1,532,959	2,007,338
Regions Payroll Account	117,961	110,443
<b>Restricted Cash</b>		
Goldman Sachs FSGF 465	474,089,358	257,847,896
Restricted Cash - TexSTAR	23,086,272	31,186,952
Treasury SLGS	153,985,419	242,071,728
<b>Non-System Cash</b>		
MoPac Operating Account	4,734	-
MoPac - Goldman Sachs	29,338,158	23,998,123
Travis County Project Admin	3,299	-
Travis County Road Projects	39,937,041	7,125,576
Headquarters Operating Account	3,357	-
Headquarters Security Deposits	28,899	-
Headquarters Property Management	60,930	-
<b>Total Cash and Cash Equivalents</b>	<b>722,320,849</b>	<b>564,400,240</b>
<b>Accounts Receivables</b>		
Accounts Receivable - Net	13,747,864	8,167,796
Lease Receivable	318,540	-
Due From Other Agencies	292,807	380,952
Due From TTA	-	1,591,018
Due From NTTA	2,980,848	1,924,326
Due From HCTRA	17,172,744	2,568,227
Due From TxDOT	5,553,957	9,774,045
Due From Other Funds	2,711,757	1,700,306
Interest Receivable	1,133,208	1,045,052
<b>Total Receivables</b>	<b>43,911,725</b>	<b>27,151,722</b>
<b>Short Term Investments</b>		
Treasuries	74,990,374	163,106,750
Agencies	119,688,360	250,712,604
<b>Total Short Term Investments</b>	<b>194,678,734</b>	<b>413,819,354</b>
<b>Total Current Assets</b>	<b>960,911,308</b>	<b>1,005,371,316</b>
<b>Construction in Progress</b>		
	<b>462,572,606</b>	<b>520,529,283</b>

**Central Texas Regional Mobility Authority**  
**Balance Sheet**  
**as of August 31, 2025**

**as of 08/31/2025    as of 08/31/2024**

**Capital Assets (Net of Depreciation and Amortization)**

**Depreciable Assets**

Equipment	121,525	-
Autos and Trucks	89,932	11,404
Buildings and Toll Facilities	3,847,007	4,023,755
Highways and Bridges	1,844,408,721	1,672,250,167
Toll Equipment	27,463,226	21,611,362
Signs	10,527,697	11,260,968
Land Improvements	4,111,719	4,654,042
Land	972,235	-
Right of way	88,149,606	88,149,606

**Intangible Assets**

Intangible Software	4,288,591	5,736,486
---------------------	-----------	-----------

**Right to Use Assets**

Leases	343,168	857,921
--------	---------	---------

<b>Total Fixed Assets</b>	<b>1,984,323,428</b>	<b>1,808,555,712</b>
---------------------------	----------------------	----------------------

**Other Assets**

Intangible Assets-Net	158,094,241	161,585,046
Prepaid Insurance	96,104	80,476
Deferred Outflows (Pension & OPEB related)	2,023,955	2,384,338

<b>Total Other Assets</b>	<b>160,214,300</b>	<b>164,049,860</b>
---------------------------	--------------------	--------------------

<b>Total Assets</b>	<b>3,568,021,641</b>	<b>3,498,506,171</b>
---------------------	----------------------	----------------------

**LIABILITIES**

**Current Liabilities**

Accounts Payable	8,786,135	14,361,164
Headquarters Security Deposits Payable	28,897	-
Headquarters Prepaid Rent	14,430	-
Interest Payable	15,697,334	16,186,142
Due to other Funds - system generated	2,711,872	1,700,306
TCDRS Payable	92,762	84,542
Due to other Agencies	8,549	12,044
Due to TTA	-	694,164
Due to HCTRA	1,141,388	170,670
71E TxDOT Obligation - Short Term	892,180	998,218

<b>Total Current Liabilities</b>	<b>29,373,547</b>	<b>34,207,250</b>
----------------------------------	-------------------	-------------------

**Central Texas Regional Mobility Authority**  
**Balance Sheet**  
**as of August 31, 2025**

**as of 08/31/2025    as of 08/31/2024**

**Long Term Liabilities**

Compensated Absences	864,323	222,277
Right to Use Obligations - Lease	410,575	949,904
Deferred Inflow - Lease	335,336	-
Deferred Inflows (Pension & OPEB related)	1,060,679	1,192,688
Pension & OPEB Liability	1,618,061	1,971,627
<b>Long Term Payables</b>	<b>4,288,974</b>	<b>4,336,496</b>

**Bonds Payable**

**Senior Lien Revenue Bonds:**

Senior Lien Revenue Bonds 2010	101,522,545	104,930,158
Senior Lien Revenue Bonds 2011	2,775,503	9,901,932
Senior Lien Revenue Bonds 2015	9,000,000	10,000,000
Senior Lien Refunding Revenue Bonds 2016	42,940,000	47,045,000
Senior Lien Revenue Bonds 2018	42,261,375	44,345,000
Senior Lien Revenue Bonds 2020A	50,265,000	50,265,000
Senior Lien Refunding Bonds 2020B	53,610,000	54,305,000
Senior Lien Refunding Bonds 2020C	128,105,000	133,210,000
Senior Lien Revenue Bonds 2020E	167,160,000	167,160,000
Senior Lien Revenue Bonds 2021B	255,075,000	255,075,000
Senior Lien Refunding Bonds 2021D	273,125,000	273,650,000
Senior Lien Refunding Bonds 2021E	326,360,000	329,545,000
Senior Lien Premium 2016 Revenue Bonds	5,495,926	6,043,584
Senior Lien Revenue Bond Premium 2018	2,318,725	2,572,216
Senior Lien Revenue Bond Premium 2020A	10,593,094	10,888,713
Senior Lien Refunding Bond Premium 2020B	10,077,251	10,612,326
Senior Lien Revenue Bonds Premium 2020E	20,423,865	22,139,251
Senior Lien Revenue Bonds Premium 2021B	51,405,392	52,322,473
Senior Lien Refunding Bonds Premium 2021D	42,332,489	43,462,616
<b>Total Senior Lien Revenue Bonds</b>	<b>1,594,846,164</b>	<b>1,627,473,270</b>

**Sub Lien Revenue Bonds:**

Subordinate Lien Refunding Bonds 2016	66,285,000	69,055,000
Subordinate Lien Refunding Bonds 2020D	89,345,000	93,430,000
Subordinate Lien BANs 2020F	-	110,875,000
Subordinate Lien Refunding Bonds 2020G	61,570,000	61,570,000



**Central Texas Regional Mobility Authority**  
**Balance Sheet**  
**as of August 31, 2025**

	as of 08/31/2025	as of 08/31/2024
Subordinate Lien BANs 2021C	244,185,000	244,185,000
Subordinate Refunding 2016 Premium/Discount	3,466,893	4,127,742
Subordinate Lien BANs 2020F Premium	-	1,334,288
Subordinate Lien Refunding Bonds Premium 2020G	5,888,976	6,292,947
Subordinate Lien BANS 2021C Premium	10,148,903	17,760,580
<b>Total Sub Lien Revenue Bonds</b>	<b>480,889,771</b>	<b>608,630,558</b>
<b>Other Obligations</b>		
TIFIA Note 2021 - 183S	322,001,852	322,354,437
TIFIA Note 2021 - 290E	41,088,581	41,088,581
TIFIA Note 2021 - 183A Phase III	106,712,890	-
71E TxDOT Obligation - Long Term	42,432,738	47,253,089
Regions 2022 MoPac Loan	21,090,900	22,490,900
<b>Total Other Obligations</b>	<b>533,326,962</b>	<b>433,187,007</b>
<b>Total Long Term Liabilities</b>	<b>2,613,351,871</b>	<b>2,673,627,330</b>
<b>Total Liabilities</b>	<b>2,642,725,419</b>	<b>2,707,834,581</b>
<b>NET ASSETS</b>		
Net Assets Beginning	904,301,637	776,080,594
Current Year Operations	20,994,585	14,590,996
<b>Total Net Assets</b>	<b>925,296,222</b>	<b>790,671,590</b>
<b>Total Liabilities and Net Assets</b>	<b>3,568,021,641</b>	<b>3,498,506,171</b>

**Central Texas Regional Mobility Authority**  
**Statement of Cash Flow**  
**as of August 2025**

**Cash flows from operating activities:**

Receipts from toll revenues	57,042,350
Receipts from other sources	58,716
Payments to vendors	(46,800,998)
Payments to employees	(868,899)
Net cash flows provided by (used in) operating activities	<u>9,431,168</u>

**Cash flows from capital and related financing activities:**

Payment on Intangible assets	(1,092,232)
Interest Expense	(39,208,629)
Payments on bonds / loans	(3,923,737)
Acquisitions of construction in progress	(37,473,228)
Net cash flows provided by (used in) capital and related financing activities	<u>(81,697,826)</u>

**Cash flows from investing activities:**

Interest income	4,439,137
Purchase of investments	(5,536,736)
Net cash flows provided by (used in) investing activities	<u>(1,097,599)</u>

Net increase (decrease) in cash and cash equivalents	(73,364,257)
Cash and cash equivalents at beginning of period	<u>839,596,831</u>
Cash and cash equivalents at end of period	<u>766,232,574</u>

**Reconciliation of change in net assets to net cash provided by operating activities:**

Operating income	20,994,585
Adjustments to reconcile change in net assets to net cash provided by operating activities:	
Depreciation and amortization	12,162,746
Changes in assets and liabilities:	
Decrease in accounts receivable	4,856,192
Increase in prepaid expenses and other assets	(96,104)
Decrease in accrued expenses	(38,056,383)
Decrease in Interest expense	14,146,223
Increase in interest receivable	(4,576,091)
Total adjustments	<u>(11,563,417)</u>
Net cash flows provided by (used in) operating activities	<u>9,431,168</u>

**Reconciliation of cash and cash equivalents:**

Unrestricted cash and cash equivalents	269,056,943
Restricted cash and cash equivalents	<u>497,175,630</u>
Total	<u>766,232,574</u>

## CTRMA INVESTMENT REPORT

Month Ending August 31, 2025

	Balance 8/1/2025	Accrued Interest	Additions	Cash Transfers	Withdrawals	Balance 8/31/2025	Rate August '25
<b>Amount in Trustee TexStar</b>							
2013 Sub Lien Debt Service Reserve	639,629.24	1,185.15		(640,814.39)		-	4.29%
General Fund	10,602,893.84	38,595.33				10,641,489.17	4.29%
Trustee Operating Fund	9,152,806.84	33,316.91				9,186,123.75	4.29%
Renewal and Replacement	8.70					8.70	4.29%
TxDOT Grant Fund	523,800.16	1,906.68				525,706.84	4.29%
Senior Lien Debt Service Reserve Fund	445,199.32	1,620.56				446,819.88	4.29%
2015 Senior Series B Project	403,189.66	1,467.64				404,657.30	4.29%
2015C TIFIA Project acct	800,999.90	2,915.69				803,915.59	4.29%
2018 290E III Senior Project	1,073,642.82	3,908.16				1,077,550.98	4.29%
	23,642,170.48	84,916.12	-	(640,814.39)	-	23,086,272.21	
<b>Amount in TexStar Operating Fund</b>							
	4,497,537.31	10,421.85			2,975,000.00	1,532,959.16	4.29%
<b>Goldman Sachs</b>							
Operating Fund	6,222,352.48	21,609.55		5,000,000.00	135,588.51	11,108,373.52	4.18%
2020A Senior Lien Debt Service Account	890,347.96	2,332.52		303,604.17		1,196,284.65	4.18%
2020B Senior Lien Debt Service Fund	664,355.03	1,601.70		276,858.33		942,815.06	4.18%
2020C Senior Lien Debt Service Fund	4,063,478.51	12,177.74		830,007.73		4,905,663.98	4.18%
2020D Sub Lien Debt Service Fund	2,709,754.23	8,046.10		580,578.57		3,298,378.90	4.18%
2020D Sub Debt Service Reserve Fund	9,323,116.04	33,188.36				9,356,304.40	4.18%
2020E Sr Lien Project	1,808,023.01	3,258.76			629,857.73	1,181,424.04	4.18%
2020E Sr Ln Project Cap I	1,184,160.08	4,213.89		422,423.32		1,610,797.29	4.18%
2020E Sr Lien Debt Service	422,423.32	339.85				422,763.17	4.18%
2020F Sub Lien Debt Service Fund	37,209.03	132.46				37,341.49	4.18%
2020G Sub Lien Debt Service Acct	229,087.15	228.96		212,716.67		442,032.78	4.18%
2020G Sub Debt Service Reserve Fund	4,573,943.83	16,282.29				4,590,226.12	4.18%
2021A TIFIA Sub Lien Debt Serv Reserve	22,489,402.14	80,057.62				22,569,459.76	4.18%
2021A TIFIA Sub Lien Debt Service Acct 183S	663,524.12	566.29		651,223.00		1,315,313.41	4.18%
2021A TIFIA Sub Lien Debt Service Acct Manor	80,409.51	75.86		75,948.17		156,433.54	4.18%
2021B Senior Lien Cap I Project Fund	15,304,943.47	54,480.10				15,359,423.57	4.18%
2021B Senior Lien Project	12,191.80	5,059.05	13,900,000.00		13,708,368.28	208,882.57	4.18%
2021B Senior Lien Cap I Debt Service Acct	9,830.50	34.97				9,865.47	4.18%
2021C Sub Lien Cap I Project Fund	1,531.64	5.45				1,537.09	4.18%
2021C Sub Lien Project	2,232,607.71	7,947.62				2,240,555.33	4.18%
2021C Sub Lien Debt Service Fund	1,095,738.03	1,095.12		1,017,437.50		2,114,270.65	4.18%
2021D Senior Lien Debt Service Fund	1,325,287.65	2,031.06		974,395.83		2,301,714.54	4.18%
2021E Senior Lien Debt Service Fund	2,777,750.87	6,925.76		1,074,599.89		3,859,276.52	4.18%
2010 Senior DSF	6,453,601.44	20,466.42		910,000.00		7,384,067.86	4.18%
2011 Senior Lien Debt Service Acct	1,692,450.21	5,373.90		236,250.00		1,934,074.11	4.18%
2013 Senior Lien Debt Service Fund	46,076.54	164.02				46,240.56	4.18%
2013 Sub Debt Service Reserve Fund	30,294.18	435.35		640,814.39	162,684.00	508,859.92	4.18%
2013 Subordinate Debt Service Fund	36,263.70	129.09				36,392.79	4.18%
2015A Sr Lien Debt Service	1,774,207.94	6,067.31		90,158.41		1,870,433.66	4.18%
2015B Project	2,990,686.47	14,541.78			34,365.60	2,970,862.65	4.18%
2015C TIFIA Project	13,155,007.25	46,833.24				13,201,840.49	4.18%
2016 Sr Lien Rev Refunding Debt Service	4,818,667.83	15,418.49		629,628.13		5,463,714.45	4.18%
2016 Sub Lien Rev Refunding Debt Service	2,014,354.20	5,808.71		494,146.88		2,514,309.79	4.18%
2016 Sub Lien Rev Refunding DSR	8,033,372.47	28,597.14				8,061,969.61	4.18%
2018 Senior Debt Service Fund 290E III	812,507.90	2,154.45		267,687.50		1,082,349.85	4.18%
2018 290E III Senior Project	6,329,281.12	22,635.56			1018545.55	5,333,371.13	4.18%
TxDOT Grant Fund	11,072,575.34	39,420.02				11,111,995.36	4.18%
TxDOT Reimb - US 183N 4th GP Lane	16,968,451.76	60,404.26	10,211,530.74			27,240,386.76	4.18%
Renewal and Replacement	30.56	16.48		509,350.00	509,385.00	12.04	4.18%
Revenue Fund	2,782,548.76	80,165.56	24,711,400.55	(26,342,026.84)		1,232,088.03	4.18%
General Fund	149,858,421.59	474,700.06		9,649,922.57	106,769.11	159,876,275.11	4.18%
Senior Lien Debt Service Reserve Fund	123,191,631.81	438,542.67				123,630,174.48	4.18%
71E Revenue Fund	9,870,513.57	34,519.42	604,741.09	875,872.63	24,845.13	11,360,801.58	4.18%
MoPac Revenue Fund	100,629.46	3,590.58	445,965.05	(464,328.74)		85,856.35	4.18%
MoPac General Fund	23,503,699.46	80,837.27		1,141,413.37		24,725,950.10	4.18%
MoPac Operating Fund	3,668,710.55	12,583.91	131,112.85	396,500.00	52,714.84	4,156,192.47	4.18%
MoPac Operating Fund	4,310.27			3,500.00	3,076.73	4,733.54	4.18%
MoPac Loan Repayment Fund	187,859.91	166.26		182,132.91		370,159.08	4.18%
	467,517,622.40	1,655,263.03	50,004,750.28	640,814.39	16,386,200.48	503,432,249.62	
<b>Amount in Fed Agencies and Treasuries</b>							
Total in Pools - TxStar	28,139,707.79	95,337.97	-	(640,814.39)	2,975,000.00	24,619,231.37	
Total in Goldman Sachs FSGF	467,517,622.40	1,655,263.03	50,004,750.28	640,814.39	16,386,200.48	503,432,249.62	
Total in Treasury SLGS	317,600,000.00	9,485,419.22	-	-	173,100,000.00	153,985,419.22	
Total in Fed Agencies and Treasuries	194,678,733.83	-	-	-	-	194,678,733.83	
Total Invested	1,007,936,064.02	11,236,020.22	50,004,750.28	-	192,461,200.48	876,715,634.04	

All Investments in the portfolio are in compliance with the CTRMA's Investment policy and the relevent provisions of the Public Funds Investment Act Chapter 2256.023

José Hernández, CFO

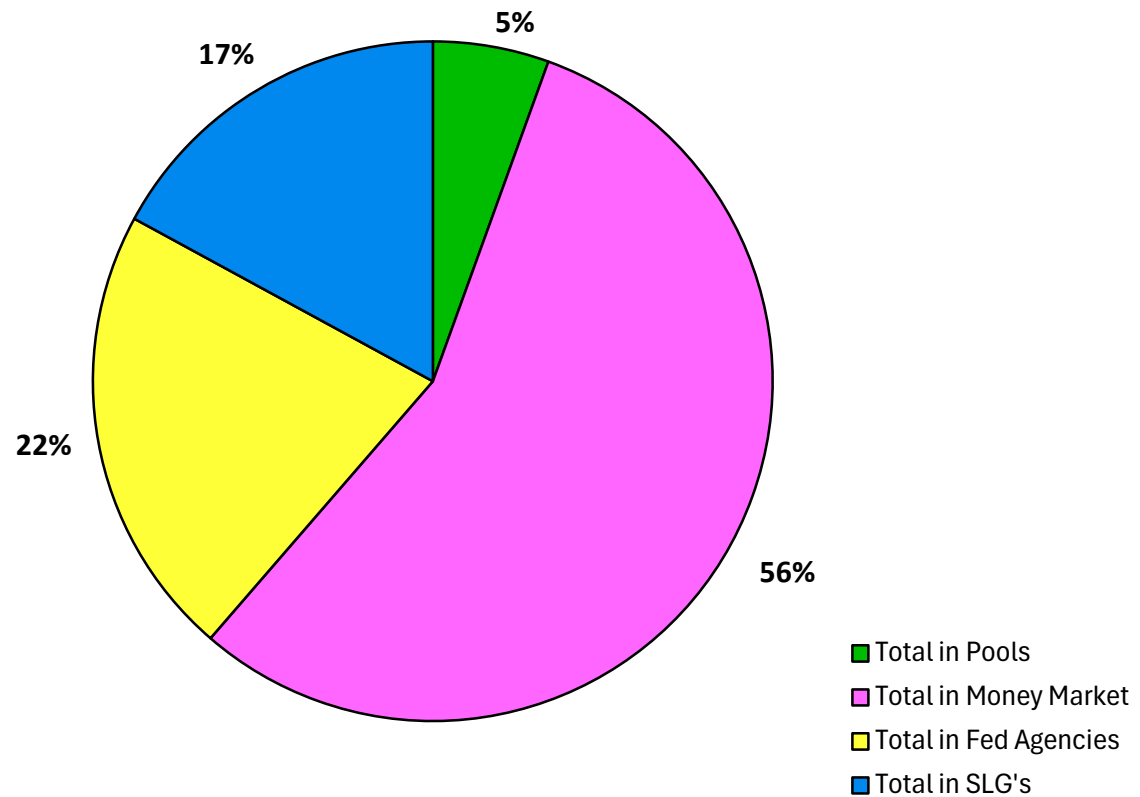
Ann Zigmond, Controller

## Investments by Fund

Fund	TexSTAR	TexSTAR-Trustee	Goldman Sachs	Agencies / Treasuries / SLGS	Balance
Renewal and Replacement Fund	8.70		12.04		20.74
Grant Fund	25,719,687.20		11,111,995.36		36,831,682.56
TxDOT Reimb - US 183N 4th GP Lane			27,240,386.76	9,912,068.10	37,152,454.86
Senior Debt Service Reserve Fund	446,819.88		123,630,174.48		124,076,994.36
2010 Senior Lien Debt Service			7,384,067.86		7,384,067.86
2011 Sr Debt Service			1,934,074.11		1,934,074.11
2013 Sr Debt Service			46,240.56		46,240.56
2013 Sub Debt Service			36,392.79		36,392.79
2013 Sub Debt Service Reserve Fund	-		508,859.92		508,859.92
2015 Sr Debt Service			1,870,433.66		1,870,433.66
2016 Sr Lien Rev Refunding Debt Service			5,463,714.45		5,463,714.45
2016 Sub Lien Rev Refunding Debt Service			2,514,309.79		2,514,309.79
2016 Sub Lien Rev Refunding DSR			8,061,969.61		8,061,969.61
Operating Fund	9,186,123.75	1,532,959.16	11,108,373.52		21,827,456.43
Revenue Fund			1,232,088.03		1,232,088.03
General Fund	10,641,489.17		159,876,275.11	119,875,460.00	290,393,224.28
71E Revenue Fund			11,360,801.58	34,799,105.73	46,159,907.31
MoPac Revenue Fund			85,856.35		85,856.35
MoPac General Fund			24,725,950.10		24,725,950.10
MoPac Operating Fund			4,160,926.01		4,160,926.01
MoPac Loan Repayment Fund			370,159.08		370,159.08
2015B Project	404,657.30		2,970,862.65		3,375,519.95
2015 TIFIA Project	803,915.59		13,201,840.49	30,092,100.00	44,097,856.08
2018 Sr Lien Debt Service			1,082,349.85		1,082,349.85
2018 Sr Lien Project	1,077,550.98		5,333,371.13		6,410,922.11
2020A Senior Lien Debt Service			1,196,284.65		1,196,284.65
2020B Senior Lien Debt Service			942,815.06		942,815.06
2020C Senior Lien Debt Service			4,905,663.98		4,905,663.98
2020D Sub Lien Debt Service			3,298,378.90		3,298,378.90
2020D Sub Debt Service Reserve Fund			9,356,304.40		9,356,304.40
2020E Senior Lien Project			1,181,424.04	62,662,922.82	63,844,346.86
2020E Senior Lien Project Cap Interest			1,610,797.29		1,610,797.29
2020F Sub Lien Project			422,763.17		422,763.17
2020F Sub Lien Deb Service			37,341.49		37,341.49
2020G Sub Lien Debt Service			442,032.78		442,032.78
2020G Sub Lien Debt Service Reserve			4,590,226.12		4,590,226.12
2021A Sub Lien Debt Service Reserve			22,569,459.76		22,569,459.76
2021A Sub Debt Service			1,471,746.95		1,471,746.95
2021B Senior Lien Cap I Project Fund			15,359,423.57		15,359,423.57
2021B Senior Lien Project			208,882.57	85,362,736.88	85,571,619.45
2021B Senior Lien Cap I Debt Service Acct			9,865.47		9,865.47
2021C Sub Lien Cap I Project Fund			1,537.09		1,537.09
2021C Sub Lien Project			2,240,555.33	5,959,759.52	8,200,314.85
2021C Sub Lien Debt Service			2,114,270.65		2,114,270.65
2021D Senior Lien Debt Service			2,301,714.54		2,301,714.54
2021E Senior Lien Debt Service			3,859,276.52		3,859,276.52
<b>Totals</b>	<b>48,280,252.57</b>	<b>1,532,959.16</b>	<b>503,432,249.62</b>	<b>348,664,153.05</b>	<b>901,909,614.40</b>

8/31/2025

## Allocation of Funds





Bank	Fund	Agency	CUSIP #	Yield to Maturity	Purchased	Matures	Market Value
6146001086	71E REVENU	Federal Agricultural Mortgage Corp	31424WVQ2	4.32%	2/18/2025	11/24/2025	15,003,750.00
6180000120	GENERAL	Federal Agricultural Mortgage Corp	31424WVQ2	4.32%	2/18/2025	11/24/2025	35,008,750.00
6180000120	GENERAL	Federal National Mortgage Association	3135G06K4	4.24%	5/19/2025	12/17/2025	19,615,800.00
6180005349	2015TIFIAP	Federal Agricultural Mortgage Corp	31424WLB6	4.98%	7/3/2024	12/19/2025	30,174,300.00
6146001086	71E REVENU	Treasury	91282CJS1	4.08%	3/24/2025	12/31/2025	19,791,413.25
1001042396	TXDOT REIM	Treasury	91282CJS1	4.08%	3/24/2025	12/31/2025	9,908,217.00
6180000120	GENERAL	Federal Home Loan Bank	3130B6EL6	4.13%	5/9/2025	1/2/2026	19,986,400.00
6180000120	GENERAL	Treasury	91282CKY6	4.10%	5/20/2025	6/30/2026	20,099,200.00
6180000120	GENERAL	Treasury	91282CME8	3.80%	7/1/2025	12/31/2026	25,149,500.00
							194,737,330.25

						Interest Income		
Bank	Fund	Cost	Cummulative Amortization	Book Value	Maturity Value	Accrued Interest	Interest Earned	Fair Value Adj Year End
6146001086	71E REVENU	15,000,000.00		15,000,000.00	15,000,000.00		161,625.00	
6180000120	GENERAL	35,000,000.00		35,000,000.00	35,000,000.00		377,125.00	
6180000120	GENERAL	19,596,260.00		19,596,260.00	20,000,000.00	55,250.00	65,000.00	
6180005349	2015TIFIAP	30,000,000.00		30,000,000.00	30,000,000.00		1,427,600.00	92,100.00
6146001086	71E REVENU	19,799,105.73		19,799,105.73	19,775,000.00	195,018.64		
1001042396	TXDOT REIM	9,912,068.10		9,912,068.10	9,900,000.00	97,632.60		
6180000120	GENERAL	20,000,000.00		20,000,000.00	20,000,000.00			
6180000120	GENERAL	20,112,000.00		20,112,000.00	20,000,000.00	360,290.06	462,500.00	5,200.00
6180000120	GENERAL	25,162,000.00		25,162,000.00	25,000,000.00			
		194,581,433.83	-	194,581,433.83	194,675,000.00	3,202,041.30		97,300.00

State and Local Government Series as of 8/31/25											
Bank	Fund	Agency	Arbitrage Yield	CUSIP	Yield	Purchased Date	Purchase Value	Beginning	Accrued Interest	Withdrawals	End Value
1001021281	2021CPROJ	State and Local Government Series (SLGS)	1.831%	99SLA1060	4.18%	4/23/2024	35,000,000.00	35,000,000.00	459,759.52	29,500,000.00	5,959,759.52
1001021273	2021BPROJ	State and Local Government Series (SLGS)	1.831%	99SLA1078	4.18%	4/23/2024	210,000,000.00	210,000,000.00	8,262,736.88	132,900,000.00	85,362,736.88
1001021533	2020E PRJ	State and Local Government Series (SLGS)	1.831%	99SLA4270	4.18%	4/1/2025	72,600,000.00	72,600,000.00	762,922.82	10,700,000.00	62,662,922.82
							317,600,000.00	317,600,000.00	9,485,419.22	173,100,000.00	153,985,419.22

# TexSTAR

## MONTHLY NEWSLETTER

### AUGUST 2025



## PERFORMANCE

### As of August 31, 2025

Current Invested Balance	\$ 13,432,632,076.54
Weighted Average Maturity (1)	44 Days
Weighted Average Life (2)	94 Days
Net Asset Value	1.000127
Total Number of Participants	1132
Management Fee on Invested Balance	0.06%*
Interest Distributed	\$ 47,482,363.86
Management Fee Collected	\$ 655,540.61
% of Portfolio Invested Beyond 1 Year	7.24%
Standard & Poor's Current Rating	AAAm

Rates reflect historical information and are not an indication of future performance.

### August Averages

Average Invested Balance	\$ 12,864,383,600.21
Average Monthly Yield, on a simple basis	4.2859%
Average Weighted Maturity (1)	47 Days
Average Weighted Life (2)	97 Days

#### Definition of Weighted Average Maturity (1) & (2)

(1) This weighted average maturity calculation uses the SEC Rule 2a-7 definition for stated maturity for any floating rate instrument held in the portfolio to determine the weighted average maturity for the pool. This Rule specifies that a variable rate instruction to be paid in 397 calendar days or less shall be deemed to have a maturity equal to the period remaining until the next readjustment of the interest rate.  
(2) This weighted average maturity calculation uses the final maturity of any floating rate instruments held in the portfolio to calculate the weighted average maturity for the pool.

The maximum management fee authorized for the TexSTAR Cash Reserve Fund is 12 basis points. This fee may be waived in full or in part in the discretion of the TexSTAR co-administrators at any time as provided for in the TexSTAR Information Statement.

## NEW PARTICIPANTS

We would like to welcome the following entities who joined the TexSTAR program in August:

- \* Coke County \* Freestone County \* Harris County Emergency Services District No. 50
- \* Mineola Independent School District \* Montgomery County Municipal Utility District No. 115
- \* Northwest Harris County Municipal Utility District No. 30 \* Spring West Municipal Utility District
- \* Montgomery County Municipal Utility District No. 19 \* North Central Texas Municipal Water Authority
- \* Sundown Independent School District \* Taylor County \* Village of Vinton \* City of Wortham\* City of Grandview

## HOLIDAY REMINDER

In observance of **Columbus Day**, **TexSTAR will be closed on Monday, October 13, 2025**. All ACH transactions initiated on Friday, October 10th will settle on Tuesday, October 14th. Standard transaction deadlines will be observed on Friday, October 10th. Please plan accordingly for your liquidity needs.

## ECONOMIC COMMENTARY

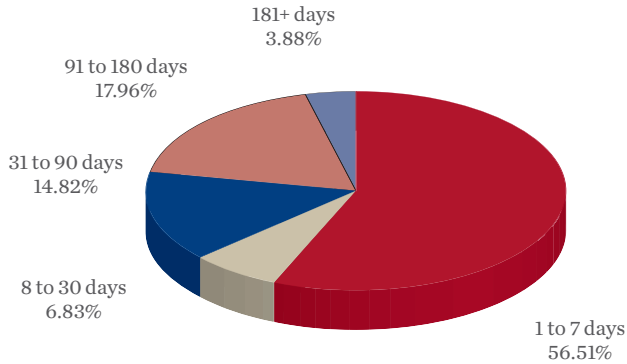
### Market review

August was marked by softer labor data, ongoing tariff uncertainty, and a dovish shift from the Federal Reserve. Inflation remains contained, and markets have increasingly priced in rate cuts. The month opened with disappointing non-farm payroll figures, as job growth fell short of expectations and previous months saw significant downward revisions. Nonfarm payrolls increased by just 73,000—well below the 104,000 consensus—while revisions subtracted 258,000 jobs from the prior two months, marking the largest downward adjustment since 1979 outside the pandemic. The unemployment rate edged up to 4.24%, and wage growth remained steady at 0.3% month-over-month (m/m) and 3.9% year-over-year (y/y). The July Job Openings & Labor Turnover Survey (JOLTS) report also signaled cooling labor demand, with job openings dropping to 7.18 million and the ratio of openings to unemployed workers dipping below 1 for the first time in over three years. On the policy front, tariff uncertainty persisted. President Trump announced additional reciprocal tariffs, pushing effective rates into the high teens and sparking concerns about supply chain disruptions and higher input costs for U.S. businesses. At month's end, a Federal Court of Appeals upheld a ruling that most of these tariffs were illegal but allowed them to remain in place until mid-October, pending a possible Supreme Court review. These trade measures have begun to influence prices, with CPI core goods inflation accelerating to a three-month annualized rate of 1.5%, up from 0.9% in June. However, broader inflation remained contained: July's CPI and PCE reports were in line with expectations, with headline and core CPI rising 2.7% and 3.1% year-over-year, and PCE at 2.6% and 2.9%, respectively.

*(continued page 4)*

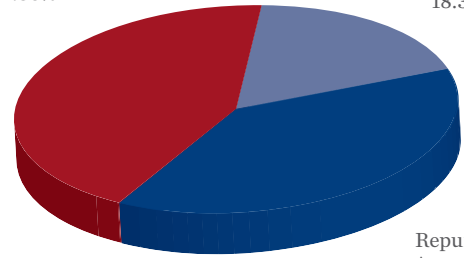
## INFORMATION AT A GLANCE

### PORTFOLIO BY TYPE OF INVESTMENT AS OF AUGUST 31, 2025



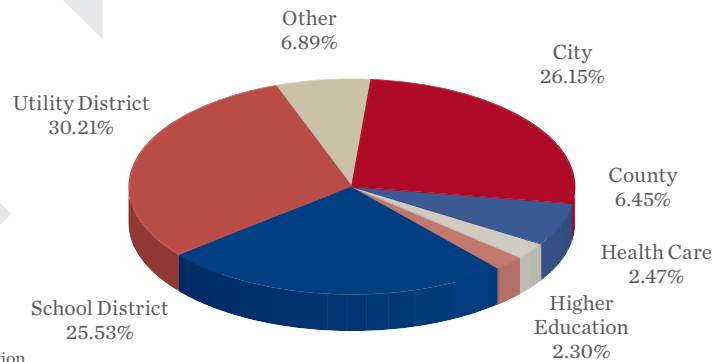
Treasuries  
42.86%

Agencies  
18.35%



Repurchase  
Agreements  
38.79%

### PORTFOLIO BY MATURITY AS OF AUGUST 31, 2025 (1)



(1) Portfolio by Maturity is calculated using WAM (1) definition for stated maturity. See page 1 for definition

## HISTORICAL PROGRAM INFORMATION

MONTH	AVERAGE RATE	BOOK VALUE	MARKET VALUE	NET ASSET VALUE	WAM (1)	WAL (2)	NUMBER OF PARTICIPANTS
Aug 25	4.2859%	\$ 13,432,632,076.54	\$ 13,434,977,535.50	1.000127	47	97	1132
Jul 25	4.2950%	12,138,930,727.22	12,138,243,630.47	0.999943	45	101	1118
Jun 25	4.2844%	11,803,410,099.81	11,803,829,569.03	1.000035	45	105	1106
May 25	4.2954%	12,103,247,938.00	12,102,961,218.01	0.999937	42	105	1103
Apr 25	4.3288%	12,882,237,563.53	12,882,447,062.78	1.000016	41	108	1092
Mar 25	4.3394%	12,954,908,093.63	12,955,435,994.98	1.000040	37	88	1089
Feb 25	4.3625%	13,098,975,899.81	13,101,204,943.33	1.000090	37	88	1083
Jan 25	4.3896%	12,490,576,395.79	12,493,366,838.19	1.000123	38	94	1079
Dec 24	4.5642%	11,011,396,681.51	11,014,513,690.84	1.000229	36	93	1075
Nov 24	4.7112%	10,166,178,873.71	10,168,700,798.41	1.000189	29	89	1071
Oct 24	4.8722%	10,685,059,311.14	10,687,382,798.75	1.000217	26	70	1063
Sep 24	5.1324%	10,713,994,849.49	10,717,808,636.16	1.000355	26	66	1056

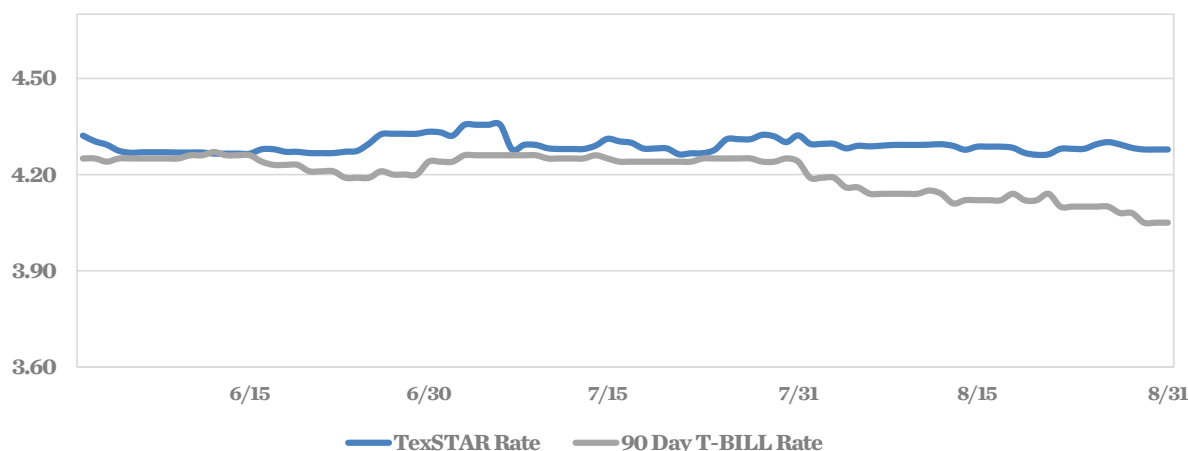
## PORTFOLIO ASSET SUMMARY AS OF AUGUST 31, 2025

	BOOK VALUE	MARKET VALUE
Uninvested Balance	\$ 506.09	\$ 506.09
Accrual of Interest Income	18,459,849.75	18,459,849.75
Interest and Management Fees Payable	(47,499,592.67)	(47,499,592.67)
Payable for Investment Purchased	(129,161,788.60)	(129,161,788.60)
Repurchase Agreement	5,271,492,000.00	5,271,492,000.00
Government Securities	8,319,341,101.97	8,321,686,560.93
<b>TOTAL</b>	<b>\$ 13,432,632,076.54</b>	<b>\$ 13,434,977,535.50</b>

Market value of collateral supporting the Repurchase Agreements is at least 102% of the Book Value. The portfolio is managed by J.P. Morgan Chase & Co. and the assets are safekept in a separate custodial account at the Federal Reserve Bank in the name of TexSTAR. The only source of payment to the Participants are the assets of TexSTAR. There is no secondary source of payment for the pool such as insurance or guarantee. Should you require a copy of the portfolio, please contact TexSTAR Participant Services.



## TEXSTAR VERSUS 90-DAY TREASURY BILL



This material is for information purposes only. This information does not represent an offer to buy or sell a security. The above rate information is obtained from sources that are believed to be reliable; however, its accuracy or completeness may be subject to change. The TexSTAR management fee may be waived in full or in part at the discretion of the TexSTAR co-administrators and the TexSTAR rate for the period shown reflects waiver of fees. This table represents historical investment performance/return to the customer, net of fees, and is not an indication of future performance. An investment in the security is not insured or guaranteed by the Federal Deposit Insurance Corporation or any other government agency. Although the issuer seeks to preserve the value of an investment of \$1.00 per share, it is possible to lose money by investing in the security. Information about these and other program details are in the fund's Information Statement which should be read carefully before investing. The yield on the 90-Day Treasury Bill ("T-Bill Yield") is shown for comparative purposes only. When comparing the investment returns of the TexSTAR pool to the T-Bill Yield, you should know that the TexSTAR pool consists of allocations of specific diversified securities as detailed in the respective Information Statements. The T-Bill Yield is taken from Bloomberg Finance L.P. and represents the daily closing yield on the then current 90-Day T-Bill. The TexSTAR yield is calculated in accordance with regulations governing the registration of open-end management investment companies under the Investment Company Act of 1940 as promulgated from time to time by the federal Securities and Exchange Commission.

### DAILY SUMMARY FOR AUGUST 2025

DATE	MNY MKT FUND EQUIV. [SEC Std.]	DAILY ALLOCATION FACTOR	INVESTED BALANCE	MARKET VALUE PER SHARE	WAM DAYS (1)	WAL DAYS (2)
8/1/2025	4.2961%	0.000117701	\$12,248,885,753.61	1.000069	46	100
8/2/2025	4.2961%	0.000117701	\$12,248,885,753.61	1.000069	45	99
8/3/2025	4.2961%	0.000117701	\$12,248,885,753.61	1.000069	44	98
8/4/2025	4.2821%	0.000117319	\$12,241,366,804.32	1.000098	47	100
8/5/2025	4.2900%	0.000117535	\$12,315,353,809.20	1.000076	47	100
8/6/2025	4.2882%	0.000117484	\$12,694,357,026.42	1.000093	47	98
8/7/2025	4.2904%	0.000117545	\$12,671,727,232.54	1.000080	48	99
8/8/2025	4.2927%	0.000117609	\$12,779,601,532.27	1.000088	48	99
8/9/2025	4.2927%	0.000117609	\$12,779,601,532.27	1.000088	47	98
8/10/2025	4.2927%	0.000117609	\$12,779,601,532.27	1.000088	47	97
8/11/2025	4.2935%	0.000117629	\$12,782,547,289.95	1.000082	49	99
8/12/2025	4.2950%	0.000117672	\$12,775,041,146.21	1.000099	49	98
8/13/2025	4.2897%	0.000117527	\$13,402,287,283.62	1.000125	48	95
8/14/2025	4.2777%	0.000117196	\$13,062,630,755.51	1.000119	47	95
8/15/2025	4.2873%	0.000117461	\$12,978,803,849.74	1.000097	50	99
8/16/2025	4.2873%	0.000117461	\$12,978,803,849.74	1.000097	49	98
8/17/2025	4.2873%	0.000117461	\$12,978,803,849.74	1.000097	49	96
8/18/2025	4.2838%	0.000117364	\$12,907,246,693.70	1.000109	48	96
8/19/2025	4.2678%	0.000116926	\$12,978,022,685.46	1.000120	48	95
8/20/2025	4.2620%	0.000116767	\$12,775,994,667.86	1.000123	48	96
8/21/2025	4.2635%	0.000116807	\$12,691,535,000.90	1.000074	48	97
8/22/2025	4.2806%	0.000117276	\$12,688,375,043.13	1.000120	49	97
8/23/2025	4.2806%	0.000117276	\$12,688,375,043.13	1.000120	48	96
8/24/2025	4.2806%	0.000117276	\$12,688,375,043.13	1.000120	47	95
8/25/2025	4.2946%	0.000117661	\$12,751,239,652.59	1.000107	48	95
8/26/2025	4.3014%	0.000117846	\$13,395,712,805.57	1.000112	45	90
8/27/2025	4.2941%	0.000117647	\$13,395,924,997.33	1.000133	45	96
8/28/2025	4.2835%	0.000117355	\$13,570,008,989.36	1.000121	44	95
8/29/2025	4.2785%	0.000117218	\$13,432,632,076.54	1.000127	45	96
8/30/2025	4.2785%	0.000117218	\$13,432,632,076.54	1.000127	45	95
8/31/2025	4.2785%	0.000117218	\$13,432,632,076.54	1.000127	44	94
Average	4.2859%	0.000117422	\$12,864,383,600.21		47	97



## *ECONOMIC COMMENTARY (cont.)*

Categories such as airfares, dental services, and used autos saw notable price increases, but these were driven by sector-specific factors rather than broad-based inflation. Meanwhile, the Federal Reserve faced heightened scrutiny, with President Trump publicly calling for rate cuts and the administration seeking to replace Governor Lisa Cook amid allegations of mortgage fraud. The nomination of Stephen Miran, the Chair of the Council of Economic Advisors, to replace Adriana Kugler could potentially increase White House influence over future policy decisions. These developments have raised questions about the Fed's ability to maintain its independence and credibility in the face of political pressure. At the Jackson Hole Symposium, Fed Chair Jerome Powell acknowledged "downside risks to employment and the transitory nature of tariff-driven inflation," leaving the door open for a September rate cut. Powell emphasized that while policy remains restrictive, recent labor market weakness and shifting risks may warrant a more accommodative stance. He expressed greater concern about rising unemployment and the potential for sharply higher layoffs than about inflation overheating. Powell also noted that immigration trends and slowing demand have contributed to the recent cooling in hiring. Financial markets responded swiftly to Powell's remarks, interpreting them as a signal for imminent easing. Treasury yields fell across the curve: three-month bills dropped 19 basis points (bps) to 4.15%, six-month yields fell 31 bps to 3.97%, and one- and two-year yields declined 26 bps and 34 bps to 3.84% and 3.62%, respectively.

### **Outlook**

As August drew to a close, market focus shifted squarely to the Federal Reserve and its upcoming policy decisions. The Fed's data-dependent approach remains central, with recent indicators—particularly the July Jobs report—highlighting a softer labor market. At the Jackson Hole Symposium, Chair Powell acknowledged that tariffs are keeping inflation above the Fed's target but reiterated his view that these effects are likely to be temporary. The second estimate of Q2 GDP was revised upward from 3% to 3.3%, largely due to import fluctuations. This brings first-half 2025 growth to 1.4%—a solid, if slower, pace compared to recent years, supported by steady business investment. However, consumer spending and hiring have cooled, reflecting the impact of trade uncertainty and tighter household budgets. While fiscal policy changes from the One Big Beautiful Bill Act (OBBBA) are expected to boost disposable income and support growth in early 2026, their influence on the current year's momentum is likely to be limited.

Looking ahead, the August employment and inflation reports will be pivotal in shaping the Fed's next move. With the labor market showing signs of softness and inflation pressures remaining contained, the case for near-term Fed easing remains strong. Unless there is a notable rebound in hiring or a significant uptick in price pressures, a 25 basis point rate cut in September appears likely, with the potential for an additional cut later in the year if economic conditions warrant further support.

This information is an excerpt from an economic report dated August 2025 provided to TexSTAR by JP Morgan Asset Management, Inc., the investment manager of the TexSTAR pool.



## ECONOMIC COMMENTARY (cont.)

Categories such as airfares, dental services, and used autos saw notable price increases, but these were driven by sector-specific factors rather than broad-based inflation. Meanwhile, the Federal Reserve faced heightened scrutiny, with President Trump publicly calling for rate cuts and the administration seeking to replace Governor Lisa Cook amid allegations of mortgage fraud. The nomination of Stephen Miran, the Chair of the Council of Economic Advisors, to replace Adriana Kugler could potentially increase White House influence over future policy decisions. These developments have raised questions about the Fed’s ability to maintain its independence and credibility in the face of political pressure. At the Jackson Hole Symposium, Fed Chair Jerome Powell acknowledged “downside risks to employment and the transitory nature of tariff-driven inflation,” leaving the door open for a September rate cut. Powell emphasized that while policy remains restrictive, recent labor market weakness and shifting risks may warrant a more accommodative stance. He expressed greater concern about rising unemployment and the potential for sharply higher layoffs than about inflation overheating. Powell also noted that immigration trends and slowing demand have contributed to the recent cooling in hiring. Financial markets responded swiftly to Powell’s remarks, interpreting them as a signal for imminent easing. Treasury yields fell across the curve: three-month bills dropped 19 basis points (bps) to 4.15%, six-month yields fell 31 bps to 3.97%, and one- and two-year yields declined 26 bps and 34 bps to 3.84% and 3.62%, respectively.

## Outlook

As August drew to a close, market focus shifted squarely to the Federal Reserve and its upcoming policy decisions. The Fed’s data-dependent approach remains central, with recent indicators—particularly the July Jobs report—highlighting a softer labor market. At the Jackson Hole Symposium, Chair Powell acknowledged that tariffs are keeping inflation above the Fed’s target but reiterated his view that these effects are likely to be temporary. The second estimate of Q2 GDP was revised upward from 3% to 3.3%, largely due to import fluctuations. This brings first-half 2025 growth to 1.4%—a solid, if slower, pace compared to recent years, supported by steady business investment. However, consumer spending and hiring have cooled, reflecting the impact of trade uncertainty and tighter household budgets. While fiscal policy changes from the One Big Beautiful Bill Act (OBBBA) are expected to boost disposable income and support growth in early 2026, their influence on the current year’s momentum is likely to be limited. Looking ahead, the August employment and inflation reports will be pivotal in shaping the Fed’s next move. With the labor market showing signs of softness and inflation pressures remaining contained, the case for near-term Fed easing remains strong. Unless there is a notable rebound in hiring or a significant uptick in price pressures, a 25 basis point rate cut in September appears likely, with the potential for an additional cut later in the year if economic conditions warrant further support.

This information is an excerpt from an economic report dated August 2025 provided to TexSTAR by JP Morgan Asset Management, Inc., the investment manager of the TexSTAR pool.

## TEXSTAR BOARD MEMBERS

Monte Mercer	North Central TX Council of Government	Governing Board President
David Pate	Richardson ISD	Governing Board Vice President
David Medanich	Hilltop Securities	Governing Board Secretary
Andrew Linton	J.P. Morgan Asset Management	Governing Board Asst. Sec./Treas
Brett Starr	City of Irving	Advisory Board
Sandra Newby	Qualified Non-Participant	Advisory Board
Ron Whitehead	Qualified Non-Participant	Advisory Board

The material provided to TexSTAR from J.P. Morgan Asset Management, Inc., the investment manager of the TexSTAR pool, is for informational and educational purposes only, as of the date of writing and may change at any time based on market or other conditions and may not come to pass. While we believe the information presented is reliable, we cannot guarantee its accuracy. Hilltop Securities is a wholly owned subsidiary of Hilltop Holdings, Inc. (NYSE: HTH) located at 717 N. Harwood Street, Suite 3400, Dallas, TX 75201, (214) 859-1800. Member NYSE/FINRA/SIPC. Past performance is no guarantee of future results. Investment Management Services are offered through J.P. Morgan Asset Management Inc. and/or its affiliates. Marketing and Enrollment duties are offered through Hilltop Securities and/or its affiliates. Hilltop Securities and J.P. Morgan Asset Management Inc. are separate entities.

**Exhibit B**

Financial Statements for September 2025

**Central Texas Regional Mobility Authority**  
**Income Statement**  
**For the Period Ending September 30, 2025**

	Budget Amount FY 2026	Actual Year to Date	Percent of Budget	Actual Prior Year to Date
<b>REVENUE</b>				
<b>Operating Revenue</b>				
Toll Revenue	210,599,300	58,702,960	27.87%	42,510,737
Video Tolls	73,589,980	14,699,699	19.98%	14,245,779
Fee Revenue	17,162,920	3,833,432	22.34%	3,846,586
<b>Total Operating Revenue</b>	<b>301,352,200</b>	<b>77,236,092</b>	<b>25.63%</b>	<b>60,603,101</b>
<b>Other Revenue</b>				
Interest Income	36,000,000	6,916,042	19.21%	8,599,132
Grant Revenue	-	-	-	309,462
Miscellaneous Revenue	15,000	2,172	14.48%	5,890
Headquarters Rent Revenue	-	101,677	-	-
Unrealized Gain/Loss	-	-	-	123,484
<b>Total Other Revenue</b>	<b>36,015,000</b>	<b>7,019,891</b>	<b>19.49%</b>	<b>9,037,969</b>
<b>TOTAL REVENUE</b>	<b>337,367,200</b>	<b>84,255,983</b>	<b>24.97%</b>	<b>69,641,070</b>
<b>Other Additions</b>				
Deposits from Other Governments - Travis County Road	-	-	-	-
<b>Total Other Additions</b>	<b>-</b>	<b>-</b>	<b>-</b>	<b>-</b>
<b>EXPENSES</b>				
<b>Salaries and Benefits</b>				
Salary Expense - Regular	5,853,330	985,377	16.83%	903,879
Salary Reserve	80,000	-	-	-
TCDRS	1,261,493	177,768	14.09%	163,110
FICA	301,224	49,493	16.43%	46,273
FICA MED	84,873	14,145	16.67%	12,967
Health Insurance Expense	854,583	138,044	16.15%	121,581
Life Insurance Expense	4,401	677	15.38%	607
Auto Allowance Expense	10,200	2,253	22.08%	2,295
Other Benefits	300,617	26,579	8.84%	21,892
Unemployment Taxes	7,200	235	3.27%	-
<b>Total Salaries and Benefits</b>	<b>8,757,921</b>	<b>1,394,572</b>	<b>15.92%</b>	<b>1,272,605</b>
<b>Administrative</b>				
<b>Administrative and Office Expenses</b>				
Accounting	11,000	2,414	21.94%	2,185
Auditing	187,000	95,000	50.80%	90,000
Financial Advisors	180,000	54,000	30.00%	27,900
Human Resources	100,000	185	0.18%	254
Legal	30,000	-	-	6,195
IT Services	550,000	66,629	12.11%	54,390
Software Licenses	1,958,500	1,915,717	97.82%	1,374,991
Cell Phones	27,900	8,048	28.85%	2,840
Local Telephone Service	2,500	115	4.62%	610
Overnight Delivery Services	200	95	47.58%	8
Copy Machine	15,300	3,816	24.94%	3,816
Repair and Maintenance - General	10,000	-	-	-
Meeting Facilities	2,500	-	-	-
Meeting Expense	16,750	4,132	24.67%	899
Toll Tag Expense	3,000	-	-	300
Parking / Local Ride Share	2,750	40	1.44%	127
Mileage Reimbursement	4,950	266	5.37%	97



**Central Texas Regional Mobility Authority**  
**Income Statement**  
**For the Period Ending September 30, 2025**

	Budget Amount FY 2026	Actual Year to Date	Percent of Budget	Actual Prior Year to Date
Insurance Expense	1,601,000	288,758	18.04%	241,891
Rent Expense	855,000	235,572	27.55%	76,639
Building Parking	4,000	-	-	200
Total Legal Services	473,000	-	-	-
<b>Total Administrative and Office Expenses</b>	<b>6,035,350</b>	<b>2,674,787</b>	<b>44.32%</b>	<b>1,883,342</b>
<b>Office Supplies</b>				
Books and Publications	4,750	894	18.82%	894
Office Supplies	7,750	973	12.56%	329
Miscellaneous Office Equipment	4,500	-	-	-
Computer Supplies	207,600	179,308	86.37%	5,932
Copy Supplies	500	-	-	-
Other Reports - Printing	750	-	-	-
Office Supplies - Printed	5,000	934	18.68%	845
Postage Expense	1,450	307	21.19%	-
<b>Total Office Supplies</b>	<b>232,300</b>	<b>182,416</b>	<b>78.53%</b>	<b>8,000</b>
<b>Communications and Public Relations</b>				
Print Production	75,000	-	-	-
Website Maintenance	185,000	15,801	8.54%	21,981
Research Services	185,000	-	-	11,900
Communications and Marketing	600,000	181,486	30.25%	5,953
Media Planning and Placement	1,225,000	25,012	2.04%	489,153
Direct Mail Production	45,000	-	-	-
TV and Video Production	250,000	7,463	2.99%	-
Photography	25,000	345	1.38%	850
Radio Production	50,000	-	-	-
Other Public Relations	20,000	-	-	13,000
Promotional Items	25,000	8,096	32.39%	-
Printing	55,000	-	-	-
Other Communication Expenses	50,000	14,593	29.19%	4,306
<b>Total Communications and Public Relations</b>	<b>2,790,000</b>	<b>252,796</b>	<b>9.06%</b>	<b>547,143</b>
<b>Employee Development</b>				
Subscriptions	750	139	18.53%	139
Agency Memberships	89,850	259	0.29%	35
Continuing Education	15,000	-	-	150
Professional Development	32,200	3,121	9.69%	3,285
Other Licenses	3,200	-	-	375
Seminars and Conferences	79,100	9,250	11.69%	4,300
Travel	124,500	16,697	13.41%	12,013
<b>Total Employee Development</b>	<b>344,600</b>	<b>29,466</b>	<b>8.55%</b>	<b>20,297</b>
<b>Financing and Banking Fees</b>				
Trustee Fees	65,000	31,500	48.46%	15,000
Bank Fee Expense	12,000	3,788	31.56%	1,621
Arbitrage Rebate Calculation	17,500	19,800	113.14%	-
Rating Agency Expense	50,000	35,000	70.00%	33,500
<b>Total Financing and Banking Fees</b>	<b>144,500</b>	<b>90,088</b>	<b>62.34%</b>	<b>50,121</b>
<b>Total Administrative</b>	<b>9,546,750</b>	<b>3,229,553</b>	<b>33.83%</b>	<b>2,508,902</b>

**Central Texas Regional Mobility Authority**  
**Income Statement**  
**For the Period Ending September 30, 2025**

	Budget Amount FY 2026	Actual Year to Date	Percent of Budget	Actual Prior Year to Date
<b>Operations and Maintenance</b>				
<b>Operations and Maintenance Consulting</b>				
GEC-Trust Indenture Support	1,474,653	318,150	21.57%	652,600
GEC-Financial Planning Support	300,000	62,252	20.75%	73,595
GEC-Toll Ops Support	1,651,356	310,817	18.82%	439,234
GEC-Roadway Ops Support	1,862,000	371,443	19.95%	217,776
GEC-Technology Support	782,300	159,675	20.41%	119,151
GEC-Public Information Support	250,000	69,130	27.65%	51,531
GEC-General Support	2,145,900	515,816	24.04%	381,746
General System Consultant	2,086,000	503,866	24.15%	295,365
Traffic Modeling	125,000	-	-	-
Traffic and Revenue Consultant	1,985,000	218,036	10.98%	176,961
<b>Total Operations and Maintenance Consulting</b>	<b>12,662,209</b>	<b>2,529,185</b>	<b>19.97%</b>	<b>2,407,958</b>
<b>Roadway Operations and Maintenance</b>				
Roadway Maintenance	4,887,388	454,412	9.30%	487,458
Landscape Maintenance	3,957,508	420,820	10.63%	480,554
Maintenance Supplies-Roadway	400,000	450	0.11%	-
Tools and Equipment Expense	95,000	4,317	4.54%	957
Gasoline	30,000	3,487	11.62%	4,120
Repair and Maintenance - Vehicles	10,000	1,784	17.84%	(1,468)
Natural Gas	10,000	2,055	20.55%	2,389
Electricity - Roadways	375,000	56,097	14.96%	53,881
<b>Total Roadway Operations and Maintenance</b>	<b>9,764,896</b>	<b>943,424</b>	<b>9.66%</b>	<b>1,027,890</b>
<b>Toll Processing and Collection Expense</b>				
Image Processing	2,050,960	538,649	26.26%	400,191
Tag Collection Fees	16,562,474	3,873,226	23.39%	2,894,244
Court Enforcement Costs	200,000	-	-	-
PBM Incentive	500,000	-	-	-
<b>Total Processing and Collection Expense</b>	<b>19,313,434</b>	<b>4,411,874</b>	<b>22.84%</b>	<b>3,294,435</b>
<b>Toll Operations Expense</b>				
Generator Fuel	3,000	1,578	52.61%	-
Fire and Burglar Alarm	500	123	24.67%	123
Refuse	2,900	541	18.65%	512
Telecommunications	160,000	29,533	18.46%	30,103
Water - Irrigation	9,500	2,710	28.52%	1,674
Electricity	650	-	-	225
ETC Spare Parts Expense	250,000	99,780	39.91%	21,285
Repair and Maintenance Toll Equipment	100,000	5,004	5.00%	-
Law Enforcement	825,000	124,704	15.12%	128,655
ETC Maintenance Contract	6,450,000	497,573	7.71%	497,986
Transaction Processing Maintenance Contract	2,300,000	185,400	8.06%	-
ETC Toll Management Center System Operation	487,000	389,741	80.03%	116,363
ETC Development	520,000	29,360	5.65%	-
ETC Testing	450,000	-	-	-
<b>Total Toll Operations Expense</b>	<b>11,558,550</b>	<b>1,366,047</b>	<b>11.82%</b>	<b>796,928</b>
<b>Total Operations and Maintenance</b>	<b>53,299,089</b>	<b>9,250,530</b>	<b>17.36%</b>	<b>7,527,212</b>

**Central Texas Regional Mobility Authority**  
**Income Statement**  
**For the Period Ending September 30, 2025**

	Budget Amount FY 2026	Actual Year to Date	Percent of Budget	Actual Prior Year to Date
<b>Other Expenses</b>				
<b>Special Projects and Contingencies</b>				
HERO	1,774,224	674,739	38.03%	34,401
Special Projects	250,000	-	-	-
71 Express Interest Expense	1,550,000	387,173	24.98%	431,155
Customer Relations	10,000	-	-	-
Technology Initiatives	75,000	-	-	-
Other Contractual Services	325,000	40,500	12.46%	40,500
Contingency	200,000	-	-	-
<b>Total Special Projects and Contingencies</b>	<b>4,184,224</b>	<b>1,102,412</b>	<b>26.35%</b>	<b>506,056</b>
<b>TOTAL OPERATING EXPENSE</b>	<b>75,787,984</b>	<b>14,977,066</b>	<b>19.76%</b>	<b>11,814,774</b>
<b>Other Deductions</b>				
Disbursement Other Government - Travis County Road	-	317,229	-	16,171
<b>Total Other Deductions</b>	<b>-</b>	<b>317,229</b>	<b>-</b>	<b>16,171</b>
<b>Non Cash Expenses</b>				
<b>Amortization Expense</b>				
Amortization Expense - Intangible Software	1,452,000	357,714	24.64%	375,464
Amortization Expense - RTU Asset - Leases	429,000	128,688	30.00%	128,688
Amortization Expense - Refundings	7,500,000	1,638,348	21.84%	1,650,790
<b>Subtotal Amortization Expense</b>	<b>9,381,000</b>	<b>2,124,750</b>	<b>22.65%</b>	<b>2,154,942</b>
<b>Depreciation Expense</b>				
Depreciation Expense - Equipment	4,400	6,510	147.96%	-
Depreciation Expense - Autos and Trucks	21,000	3,451	16.43%	7,602
Depreciation Expense - Building and Toll Facility	177,000	44,187	24.96%	44,187
Depreciation Expense - Highways and Bridges	60,500,000	14,567,580	24.08%	13,130,769
Depreciation Expense - Toll Equipment	4,140,000	1,195,072	28.87%	848,048
Depreciation Expense - Signs	852,000	166,988	19.60%	336,958
Depreciation Expense - Land Improvements	543,000	135,581	24.97%	135,581
<b>Subtotal Depreciation Expense</b>	<b>66,237,400</b>	<b>16,119,369</b>	<b>24.34%</b>	<b>14,503,145</b>
<b>Total Amortization and Depreciation Expense</b>	<b>75,618,400</b>	<b>18,244,119</b>	<b>24.13%</b>	<b>16,658,087</b>
<b>Total Non Cash Expenses</b>	<b>75,618,400</b>	<b>18,561,348</b>	<b>24.55%</b>	<b>16,674,258</b>
<b>Total Other and Non-Cash Expenses</b>	<b>79,802,624</b>	<b>19,663,760</b>	<b>24.64%</b>	<b>17,180,314</b>
<b>Non Operating Expenses</b>				
Interest Expense - Debt Obligations	98,361,366	20,459,110	20.80%	24,808,631
Interest Expense - Right to Use Assets	6,200	-	-	-
CAMPO RIF Payment	10,000,000	10,000,000	100.00%	10,000,000
Headquarters Expenses	512,080	87,213	17.03%	-
Community Initiatives	600,000	258	0.04%	64,207
<b>Total Non Operating Expenses</b>	<b>109,479,646</b>	<b>30,546,581</b>	<b>27.90%</b>	<b>34,872,837</b>
<b>TOTAL EXPENSES</b>	<b>260,886,030</b>	<b>64,084,996</b>	<b>24.56%</b>	<b>63,361,870</b>
<b>Net Income</b>	<b>76,481,170</b>	<b>20,170,987</b>		<b>6,279,201</b>

**Central Texas Regional Mobility Authority**  
**Balance Sheet**  
**as of September 30, 2025**

	as of 09/30/2025	as of 09/30/2024
<b>ASSETS</b>		
<b>Current Assets</b>		
<b>Cash</b>		
Regions Operating Account	403,098	628,271
Cash in TexStar	2,740,049	1,413,785
Regions Payroll Account	121,712	109,622
<b>Restricted Cash</b>		
Goldman Sachs FSGF 465	411,099,041	276,901,525
Restricted Cash - TexSTAR	25,174,315	28,061,811
Treasury SLGS	153,490,818	222,885,094
<b>Non-System Cash</b>		
MoPac Operating Account	5,092	-
MoPac - Goldman Sachs	20,249,124	14,968,075
Travis County Project Admin	3,118	-
Travis County Road Projects	40,077,216	7,146,688
Headquarters Operating Account	3,357	-
Headquarters Security Deposits	28,899	-
Headquarters Property Management	178,481	-
<b>Total Cash and Cash Equivalents</b>	<b>653,574,319</b>	<b>552,114,871</b>
<b>Accounts Receivables</b>		
Accounts Receivable - Net	13,747,864	5,984,664
Lease Receivable	318,540	-
Due From Other Agencies	249,172	349,019
Due From TTA	-	1,171,565
Due From NTTA	2,843,632	1,837,290
Due From HCTRA	16,357,100	2,348,988
Due From TxDOT	5,853,343	9,774,045
Due From Other Funds	2,954,322	1,964,106
Interest Receivable	1,065,508	963,090
<b>Total Receivables</b>	<b>43,389,482</b>	<b>24,392,766</b>
<b>Short Term Investments</b>		
Treasuries	74,990,374	163,106,750
Agencies	194,688,360	250,712,604
<b>Total Short Term Investments</b>	<b>269,678,734</b>	<b>413,819,354</b>
<b>Total Current Assets</b>	<b>966,642,535</b>	<b>990,326,991</b>
<b>Construction in Progress</b>		
	<b>478,085,078</b>	<b>539,161,563</b>

**Central Texas Regional Mobility Authority**  
**Balance Sheet**  
**as of September 30, 2025**

	as of 09/30/2025	as of 09/30/2024
<b>Capital Assets (Net of Depreciation and Amortization)</b>		
<b>Depreciable Assets</b>		
Equipment	119,355	-
Autos and Trucks	88,781	8,869
Buildings and Toll Facilities	3,832,278	4,283,551
Highways and Bridges	1,839,552,861	1,667,921,496
Toll Equipment	27,064,869	21,384,970
Signs	10,472,034	11,148,649
Land Improvements	4,066,525	4,608,849
Land	972,235	-
Right of way	88,149,606	88,149,606
<b>Intangible Assets</b>		
Intangible Software	4,169,354	5,600,209
<b>Right to Use Assets</b>		
Leases	300,272	815,025
<b>Total Fixed Assets</b>	<b>1,978,788,170</b>	<b>1,803,921,224</b>
<b>Other Assets</b>		
Intangible Assets-Net	157,548,125	161,084,585
Prepaid Insurance	6	-
Deferred Outflows (Pension & OPEB related)	2,023,955	2,384,338
<b>Total Other Assets</b>	<b>159,572,085</b>	<b>163,468,923</b>
<b>Total Assets</b>	<b>3,583,087,868</b>	<b>3,496,878,701</b>
<b>LIABILITIES</b>		
<b>Current Liabilities</b>		
Accounts Payable	18,054,952	12,442,590
Headquarters Security Deposits Payable	28,897	-
Headquarters Prepaid Rent	14,430	-
Interest Payable	22,554,243	24,279,213
Due to other Funds - system generated	2,658,263	1,964,106
Due to Other Funds	296,206	-
TCDRS Payable	96,530	84,542
Due to other Agencies	6,971	11,062
Due to TTA	-	639,399
Due to HCTRA	1,078,212	155,380
71E TxDOT Obligation - Short Term	1,018,432	1,138,812
<b>Total Current Liabilities</b>	<b>45,807,136</b>	<b>40,715,103</b>



**Central Texas Regional Mobility Authority**  
**Balance Sheet**  
**as of September 30, 2025**

**as of 09/30/2025    as of 09/30/2024**

**Long Term Liabilities**

Compensated Absences	864,323	222,277
Right to Use Obligations - Lease	410,575	949,904
Deferred Inflow - Lease	335,336	-
Deferred Inflows (Pension & OPEB related)	1,060,679	1,192,688
Pension & OPEB Liability	1,618,061	1,971,627
<b>Long Term Payables</b>	<b>4,288,974</b>	<b>4,336,496</b>

**Bonds Payable**

**Senior Lien Revenue Bonds:**

Senior Lien Revenue Bonds 2010	102,160,643	106,547,913
Senior Lien Revenue Bonds 2011	2,790,377	9,954,410
Senior Lien Revenue Bonds 2015	9,000,000	10,000,000
Senior Lien Refunding Revenue Bonds 2016	42,940,000	47,045,000
Senior Lien Revenue Bonds 2018	42,261,375	44,345,000
Senior Lien Revenue Bonds 2020A	50,265,000	50,265,000
Senior Lien Refunding Bonds 2020B	53,610,000	54,305,000
Senior Lien Refunding Bonds 2020C	128,105,000	133,210,000
Senior Lien Revenue Bonds 2020E	167,160,000	167,160,000
Senior Lien Revenue Bonds 2021B	255,075,000	255,075,000
Senior Lien Refunding Bonds 2021D	273,125,000	273,650,000
Senior Lien Refunding Bonds 2021E	326,360,000	329,545,000
Senior Lien Premium 2016 Revenue Bonds	5,451,697	5,995,127
Senior Lien Revenue Bond Premium 2018	2,298,145	2,550,001
Senior Lien Revenue Bond Premium 2020A	10,566,309	10,865,879
Senior Lien Refunding Bond Premium 2020B	10,032,661	10,567,736
Senior Lien Revenue Bonds Premium 2020E	20,280,916	21,996,302
Senior Lien Revenue Bonds Premium 2021B	51,318,051	52,253,848
Senior Lien Refunding Bonds Premium 2021D	42,223,158	43,379,357
<b>Total Senior Lien Revenue Bonds</b>	<b>1,595,023,332</b>	<b>1,628,710,575</b>

**Sub Lien Revenue Bonds:**

Subordinate Lien Refunding Bonds 2016	66,285,000	69,055,000
Subordinate Lien Refunding Bonds 2020D	89,345,000	93,430,000
Subordinate Lien BANs 2020F	-	110,875,000
Subordinate Lien Refunding Bonds 2020G	61,570,000	61,570,000
Subordinate Lien BANs 2021C	244,185,000	244,185,000

**Central Texas Regional Mobility Authority**  
**Balance Sheet**  
**as of September 30, 2025**

	as of 09/30/2025	as of 09/30/2024
Subordinate Refunding 2016 Premium/Discount	3,413,931	4,068,452
Subordinate Lien BANs 2020F Premium	-	1,000,716
Subordinate Lien Refunding Bonds Premium 2020G	5,855,311	6,259,283
Subordinate Lien BANS 2021C Premium	9,514,597	17,126,274
<b>Total Sub Lien Revenue Bonds</b>	<b>480,168,839</b>	<b>607,569,725</b>
<b>Other Obligations</b>		
TIFIA Note 2021 - 183S	322,001,852	322,354,437
TIFIA Note 2021 - 290E	41,088,581	41,088,581
TIFIA Note 2021 - 183A Phase III	106,712,890	-
71E TxDOT Obligation - Long Term	42,432,738	47,253,089
Regions 2022 MoPac Loan	21,090,900	22,490,900
<b>Total Other Obligations</b>	<b>533,326,962</b>	<b>433,187,007</b>
<b>Total Long Term Liabilities</b>	<b>2,612,808,108</b>	<b>2,673,803,803</b>
<b>Total Liabilities</b>	<b>2,658,615,244</b>	<b>2,714,518,906</b>
<b>NET ASSETS</b>		
Net Assets Beginning	904,301,637	776,080,594
Current Year Operations	20,170,987	6,279,201
<b>Total Net Assets</b>	<b>924,472,624</b>	<b>782,359,795</b>
<b>Total Liabilities and Net Assets</b>	<b>3,583,087,868</b>	<b>3,496,878,701</b>

**Central Texas Regional Mobility Authority**  
**Statement of Cash Flow**  
**as of September 2025**

**Cash flows from operating activities:**

Receipts from toll revenues	82,546,827
Receipts from other sources	103,849
Payments to vendors	(52,535,783)
Payments to employees	(1,405,142)
Net cash flows provided by (used in) operating activities	<u>28,709,752</u>

**Cash flows from capital and related financing activities:**

Payment on Intangible assets	(1,638,348)
Interest Expense	(38,664,865)
Payments on bonds / loans	(4,467,501)
RIF Contribution	(10,000,000)
Acquisitions of construction in progress	(24,760,537)
Net cash flows provided by (used in) capital and related financing activities	<u>(79,531,251)</u>

**Cash flows from investing activities:**

Interest income	6,711,388
Purchase of investments	(98,522,919)
Net cash flows provided by (used in) investing activities	<u>(91,811,531)</u>

Net increase (decrease) in cash and cash equivalents	(142,633,030)
Cash and cash equivalents at beginning of period	<u>839,596,831</u>
Cash and cash equivalents at end of period	<u>696,963,801</u>

**Reconciliation of change in net assets to net cash provided by operating activities:**

Operating income	20,170,987
Adjustments to reconcile change in net assets to net cash provided by operating activities:	
Depreciation and amortization	18,244,119
Changes in assets and liabilities:	
Decrease in accounts receivable	5,310,736
Increase in prepaid expenses and other assets	(6)
Decrease in accrued expenses	(28,559,410)
Decrease in Interest expense	20,459,368
Increase in interest receivable	(6,916,042)
Total adjustments	<u>8,538,765</u>
Net cash flows provided by (used in) operating activities	<u>28,709,752</u>

**Reconciliation of cash and cash equivalents:**

Unrestricted cash and cash equivalents	260,690,445
Restricted cash and cash equivalents	<u>436,273,356</u>
Total	<u>696,963,801</u>

**CTRMA INVESTMENT REPORT**  
**Month Ending September 30, 2025**

	Balance 9/1/2025	Accrued Interest	Additions	Cash Transfers	Withdrawals	Balance 9/30/2025	Rate September '25
<b>Amount in Trustee TexStar</b>							
General Fund	10,641,489.17	36,848.42				10,678,337.59	4.21%
Trustee Operating Fund	9,186,123.75	39,910.45		2,000,000.00		11,226,034.20	4.21%
Renewal and Replacement	8.70					8.70	4.21%
TxDOT Grant Fund	525,706.84	1,820.37				527,527.21	4.21%
Senior Lien Debt Service Reserve Fund	446,819.88	1,547.21				448,367.09	4.21%
2015 Senior Series B Project	404,657.30	1,401.22				406,058.52	4.21%
2015C TIFIA Project acct	803,915.59	2,783.76				806,699.35	4.21%
2018 290E III Senior Project	1,077,550.98	3,731.25				1,081,282.23	4.21%
	23,086,272.21	88,042.68	-	2,000,000.00	-	25,174,314.89	
<b>Amount in TexStar Operating Fund</b>							
	1,532,959.16	7,089.94		8,000,000.00	6,800,000.00	2,740,049.10	4.21%
<b>Goldman Sachs</b>							
Operating Fund	11,108,373.52	23,654.74	138,110.50	(5,000,000.00)	136,472.22	6,133,666.54	3.99%
2020A Senior Lien Debt Service Account	1,196,284.65	3,267.94		303,604.17		1,503,156.76	3.99%
2020B Senior Lien Debt Service Fund	942,815.06	2,455.19		276,858.33		1,222,128.58	3.99%
2020C Senior Lien Debt Service Fund	4,905,663.98	14,729.80		830,007.73		5,750,401.51	3.99%
2020D Sub Lien Debt Service Fund	3,298,378.90	9,831.66		580,578.57		3,888,789.13	3.99%
2020D Sub Debt Service Reserve Fund	9,356,304.40	33,162.14				9,389,466.54	3.99%
2020E Sr Lien Project	1,181,424.04	4,477.60	900,000.00		2,058,403.13	27,498.51	3.99%
2020E Sr Ln Project Cap I	1,610,797.29	4,356.26				1,615,153.55	3.99%
2020E Sr Lien Debt Service	422,763.17	1,498.75		422,423.32		846,685.24	3.99%
2020F Sub Lien Project	-					-	3.99%
2020F Sub Lien Debt Service Fund	37,341.49	132.35				37,473.84	3.99%
2020G Sub Lien Debt Service Acct	442,032.78	885.61		212,716.67		655,635.06	3.99%
2020G Sub Debt Service Reserve Fund	4,590,226.12	16,269.43				4,606,495.55	3.99%
2021A TIFIA Sub Lien Debt Serv Reserve	22,569,459.76	79,994.35				22,649,454.11	3.99%
2021A TIFIA Sub Lien Debt Service Acct 183S	1,315,313.41	2,576.75		651,223.00		1,969,113.16	3.99%
2021A TIFIA Sub Lien Debt Service Acct Manor	156,433.54	311.26		75,948.17		232,692.97	3.99%
2021B Senior Lien Cap I Project Fund	15,359,423.57	54,439.37				15,413,862.94	3.99%
2021B Senior Lien Project	208,882.57	1,867.20	50,000.00		247,569.47	13,180.30	3.99%
2021B Senior Lien Cap I Debt Service	-					-	3.99%
2021B Senior Lien Cap I Debt Service Acct	9,865.47	34.96				9,900.43	3.99%
2021C Sub Lien Cap I Project Fund	1,537.09	5.45				1,542.54	3.99%
2021C Sub Lien Project	2,240,555.33	7,941.34				2,248,496.67	3.99%
2021C Sub Lien Debt Service Fund	2,114,270.65	4,235.94		1,017,437.50		3,135,944.09	3.99%
2021D Senior Lien Debt Service Fund	2,301,714.54	5,038.13		974,395.83		3,281,148.50	3.99%
2021E Senior Lien Debt Service Fund	3,859,276.52	10,237.84		1,074,599.89		4,944,114.25	3.99%
2010 Senior DSF	7,384,067.86	23,265.09		910,000.00		8,317,332.95	3.99%
2011 Senior Lien Debt Service Acct	1,934,074.11	6,100.45		236,250.00		2,176,424.56	3.99%
2013 Senior Lien Debt Service Fund	46,240.56	163.95				46,404.51	3.99%
2013 Sub Debt Service Reserve Fund	508,859.92	793.91				509,653.83	3.99%
2013 Subordinate Debt Service Fund	36,392.79	129.03				36,521.82	3.99%
2015A Sr Lien Debt Service	1,870,433.66	6,342.91		90,158.41		1,966,934.98	3.99%
2015B Project	2,970,862.65	10,557.12			126,840.04	2,854,579.73	3.99%
2015C TIFIA Project	13,201,840.49	46,808.29				13,248,648.78	3.99%
2016 Sr Lien Rev Refunding Debt Service	5,463,714.45	17,354.66		629,628.13		6,110,697.24	3.99%
2016 Sub Lien Rev Refunding Debt Service	2,514,309.79	7,331.39		494,146.88		3,015,788.06	3.99%
2016 Sub Lien Rev Refunding DSR	8,061,969.61	28,584.42				8,090,554.03	3.99%
2018 Sr Lien Project Cap I	-					-	3.99%
2018 Senior Debt Service Fund 290E III	1,082,349.85	2,979.11		267,687.50		1,353,016.46	3.99%
2018 290E III Senior Project	5,333,371.13	20,445.07			121606.12	5,232,210.08	3.99%
TxDOT Grant Fund	11,111,995.36	39,398.56				11,151,393.92	3.99%
TxDOT Reimb - US 183N 4th GP Lane	27,240,386.76	84,873.59				27,325,260.35	3.99%
Renewal and Replacement	12.04	0.14		278,875.00	278,879.87	7.31	3.99%
Revenue Fund	1,232,088.03	26,821.03	25,214,383.11	(25,180,186.54)		1,293,105.63	3.99%
General Fund	159,876,275.11	535,604.01		8,249,095.18	76,232,380.22	92,428,594.08	3.99%
Senior Lien Debt Service Reserve Fund	123,630,174.48	438,341.66				124,068,516.14	3.99%
71E Revenue Fund	11,360,801.58	38,143.78	328,154.64	883,083.92	312,788.25	12,297,395.67	3.99%
MoPac Revenue Fund	85,856.35	2,980.15	344,783.84	(342,736.24)		90,884.10	3.99%
MoPac General Fund	24,725,950.10	84,244.06		1,482,071.67	10,454,287.70	15,837,978.13	3.99%
MoPac Operating Fund	4,156,192.47	13,357.32	150,166.23	396,500.00	949,016.40	3,767,199.62	3.99%
MoPac Operating Fund	4,733.54			3,500.00	3,141.25	5,092.29	3.99%
MoPac Loan Repayment Fund	370,159.08	770.47		182,132.91		553,062.46	3.99%
	503,432,249.62	1,716,794.23	27,125,598.32	(10,000,000.00)	90,921,384.67	431,353,257.50	
<b>Amount in Fed Agencies and Treasuries</b>							
Total in Pools - TxStar	24,619,231.37	95,132.62	-	10,000,000.00	6,800,000.00	27,914,363.99	
Total in Goldman Sachs FSGF	503,432,249.62	1,716,794.23	27,125,598.32	(10,000,000.00)	90,921,384.67	431,353,257.50	
Total in Treasury SLGS	317,600,000.00	9,940,817.92	-	-	174,050,000.00	153,490,817.92	
Total in Fed Agencies and Treasuries	194,678,733.83	-	75,000,000.00	-	-	269,678,733.83	
Total Invested	1,040,330,214.82	11,752,744.77	102,125,598.32	-	271,771,384.67	882,437,173.24	

All Investments in the portfolio are in compliance with the CTRMA's Investment policy and the relevent provisions of the Public Funds Investment Act Chapter 2256.023

José Hernández, CFO

Ann Zigmond, Controller

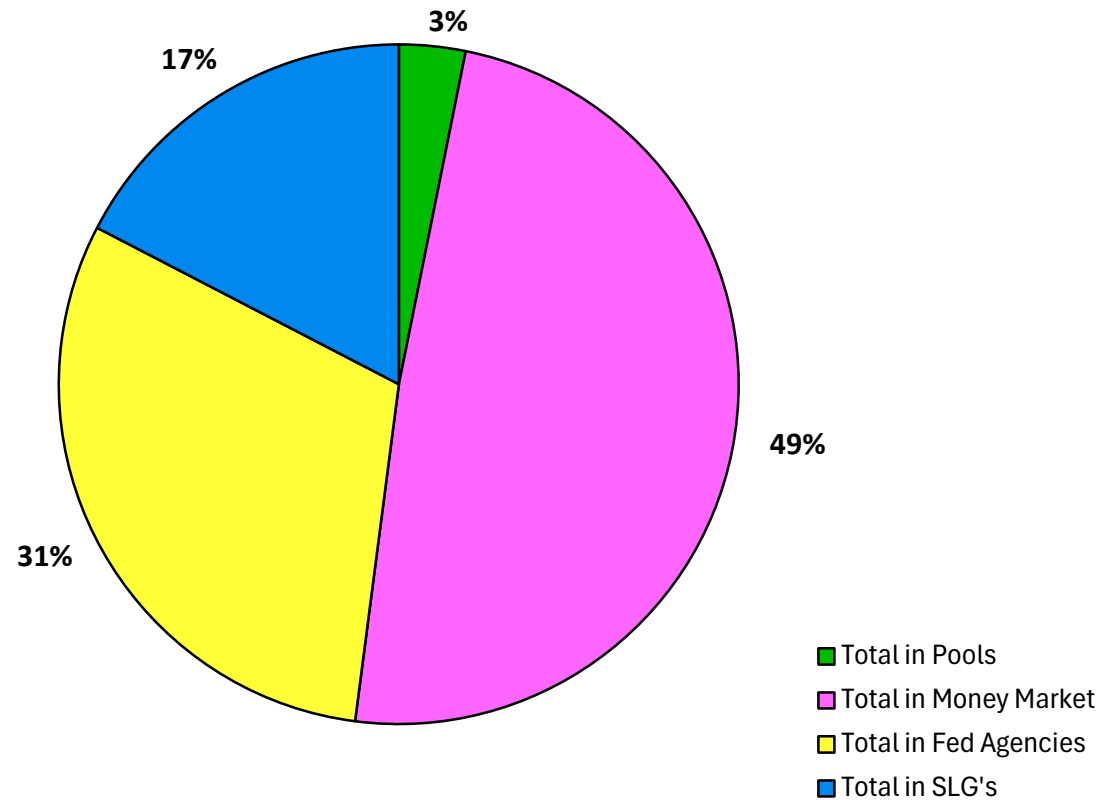
## Investments by Fund

Fund	TexSTAR	TexSTAR-Trustee	Goldman Sachs	Agencies / Treasuries / SLGS	Balance
Renewal and Replacement Fund	8.70		7.31		16.01
Grant Fund	527,527.21		11,151,393.92		11,678,921.13
TxDOT Reimb - US 183N 4th GP Lane			27,325,260.35	9,912,068.10	37,237,328.45
Senior Debt Service Reserve Fund	448,367.09		124,068,516.14		124,516,883.23
2010 Senior Lien Debt Service			8,317,332.95		8,317,332.95
2011 Sr Debt Service			2,176,424.56		2,176,424.56
2013 Sr Debt Service			46,404.51		46,404.51
2013 Sub Debt Service			36,521.82		36,521.82
2013 Sub Debt Service Reserve Fund			509,653.83		509,653.83
2015 Sr Debt Service			1,966,934.98		1,966,934.98
2016 Sr Lien Rev Refunding Debt Service			6,110,697.24		6,110,697.24
2016 Sub Lien Rev Refunding Debt Service			3,015,788.06		3,015,788.06
2016 Sub Lien Rev Refunding DSR			8,090,554.03		8,090,554.03
Operating Fund	11,226,034.20	2,740,049.10	6,133,666.54		20,099,749.84
Revenue Fund			1,293,105.63		1,293,105.63
General Fund	10,678,337.59		92,428,594.08	194,875,460.00	297,982,391.67
71E Revenue Fund			12,297,395.67	34,799,105.73	47,096,501.40
MoPac Revenue Fund			90,884.10		90,884.10
MoPac General Fund			15,837,978.13		15,837,978.13
MoPac Operating Fund			3,772,291.91		3,772,291.91
MoPac Loan Repayment Fund			553,062.46		553,062.46
2015B Project	406,058.52		2,854,579.73		3,260,638.25
2015 TIFIA Project	806,699.35		13,248,648.78	30,092,100.00	44,147,448.13
2018 Sr Lien Debt Service			1,353,016.46		1,353,016.46
2018 Sr Lien Project	1,081,282.23		5,232,210.08		6,313,492.31
2020A Senior Lien Debt Service			1,503,156.76		1,503,156.76
2020B Senior Lien Debt Service			1,222,128.58		1,222,128.58
2020C Senior Lien Debt Service			5,750,401.51		5,750,401.51
2020D Sub Lien Debt Service			3,888,789.13		3,888,789.13
2020D Sub Debt Service Reserve Fund			9,389,466.54		9,389,466.54
2020E Senior Lien Project			27,498.51	61,934,769.85	61,962,268.36
2020E Senior Lien Project Cap Interest			1,615,153.55		1,615,153.55
2020F Sub Lien Project			846,685.24		846,685.24
2020F Sub Lien Deb Service			37,473.84		37,473.84
2020G Sub Lien Debt Service			655,635.06		655,635.06
2020G Sub Lien Debt Service Reserve			4,606,495.55		4,606,495.55
2021A Sub Lien Debt Service Reserve			22,649,454.11		22,649,454.11
2021A Sub Debt Service			2,201,806.13		2,201,806.13
2021B Senior Lien Cap I Project Fund			15,413,862.94		15,413,862.94
2021B Senior Lien Project			13,180.30	85,579,944.48	85,593,124.78
2021B Senior Lien Cap I Debt Service Acct			9,900.43		9,900.43
2021C Sub Lien Cap I Project Fund			1,542.54		1,542.54
2021C Sub Lien Project			2,248,496.67	5,976,103.59	8,224,600.26
2021C Sub Lien Debt Service			3,135,944.09		3,135,944.09
2021D Senior Lien Debt Service			3,281,148.50		3,281,148.50
2021E Senior Lien Debt Service			4,944,114.25		4,944,114.25
<b>Totals</b>	<b>25,174,314.89</b>	<b>2,740,049.10</b>	<b>431,353,257.50</b>	<b>423,169,551.75</b>	<b>882,437,173.24</b>



9/30/2025

## Allocation of Funds



Bank	Fund	Agency	CUSIP #	Yield to Maturity	Purchased	Matures	Market Value
6146001086	71E REVENU	Federal Agricultural Mortgage Corp	31424WVQ2	4.32%	2/18/2025	11/24/2025	15,003,750.00
6180000120	GENERAL	Federal Agricultural Mortgage Corp	31424WVQ2	4.32%	2/18/2025	11/24/2025	35,008,750.00
6180000120	GENERAL	Federal National Mortgage Association	3135G06K4	4.24%	5/19/2025	12/17/2025	19,615,800.00
6180005349	2015TIFIAP	Federal Agricultural Mortgage Corp	31424WLB6	4.98%	7/3/2024	12/19/2025	30,174,300.00
6146001086	71E REVENU	Treasury	91282CJS1	4.08%	3/24/2025	12/31/2025	19,791,413.25
1001042396	TXDOT REIM	Treasury	91282CJS1	4.08%	3/24/2025	12/31/2025	9,908,217.00
6180000120	GENERAL	Federal Home Loan Bank	3130B6EL6	4.13%	5/9/2025	1/2/2026	19,986,400.00
6180000120	GENERAL	Treasury	91282CKY6	4.10%	5/20/2025	6/30/2026	20,099,200.00
6180000120	GENERAL	Treasury	91282CME8	3.80%	7/1/2025	12/31/2026	25,149,500.00
6180000120	GENERAL	Farmer Mac	31424WU91	3.73%	9/10/2025	8/5/2026	24,986,750.00
6180000120	GENERAL	Federal Agricultural Mortgage Corp	31424WU67	3.72%	9/10/2025	9/15/2026	49,972,000.00
							269,696,080.25

						Interest Income		
Bank	Fund	Cost	Cummulative Amortization	Book Value	Maturity Value	Accrued Interest	Interest Earned	Fair Value Adj Year End
6146001086	71E REVENU	15,000,000.00		15,000,000.00	15,000,000.00		161,625.00	
6180000120	GENERAL	35,000,000.00		35,000,000.00	35,000,000.00		377,125.00	
6180000120	GENERAL	19,596,260.00		19,596,260.00	20,000,000.00	55,250.00	65,000.00	
6180005349	2015TIFIAP	30,000,000.00		30,000,000.00	30,000,000.00		1,427,600.00	92,100.00
6146001086	71E REVENU	19,799,105.73		19,799,105.73	19,775,000.00	195,018.64		
1001042396	TXDOT REIM	9,912,068.10		9,912,068.10	9,900,000.00	97,632.60		
6180000120	GENERAL	20,000,000.00		20,000,000.00	20,000,000.00			
6180000120	GENERAL	20,112,000.00		20,112,000.00	20,000,000.00	360,290.06	462,500.00	5,200.00
6180000120	GENERAL	25,162,000.00		25,162,000.00	25,000,000.00			
6180000120	GENERAL	25,000,000.00		25,000,000.00	25,000,000.00			
6180000120	GENERAL	50,000,000.00		50,000,000.00	50,000,000.00			
		269,581,433.83	-	269,581,433.83	269,675,000.00	3,202,041.30		97,300.00

State and Local Government Series as of 9/30/25											
Bank	Fund	Agency	Arbitrage Yield	CUSIP	Yield	Purchased Date	Purchase Value	Beginning	Accrued Interest	Withdrawals	End Value
1001021281	2021CPROJ	State and Local Government Series (SLGS)	1.831%	99SLA1060	4.18%	4/23/2024	35,000,000.00	35,000,000.00	476,103.59	29,500,000.00	5,976,103.59
1001021273	2021BPROJ	State and Local Government Series (SLGS)	1.831%	99SLA1078	4.18%	4/23/2024	210,000,000.00	210,000,000.00	8,529,944.48	132,950,000.00	85,579,944.48
1001021533	2020E PRJ	State and Local Government Series (SLGS)	1.831%	99SLA4270	4.18%	4/1/2025	72,600,000.00	72,600,000.00	934,769.85	11,600,000.00	61,934,769.85
							317,600,000.00	317,600,000.00	9,940,817.92	174,050,000.00	153,490,817.92

# TexSTAR

MONTHLY  
NEWSLETTER  
SEPTEMBER  
2025



## PERFORMANCE

### As of September 30, 2025

Current Invested Balance	\$ 13,526,011,595.54
Weighted Average Maturity (1)	50 Days
Weighted Average Life (2)	105 Days
Net Asset Value	1.000246
Total Number of Participants	1133
Management Fee on Invested Balance	0.06%*
Interest Distributed	\$ 46,959,868.87
Management Fee Collected	\$ 671,851.75
% of Portfolio Invested Beyond 1 Year	9.48%
Standard & Poor's Current Rating	AAAm

Rates reflect historical information and are not an indication of future performance.

### September Averages

Average Invested Balance	\$ 13,364,432,406.96
Average Monthly Yield, on a simple basis	4.2135%
Average Weighted Maturity (1)	49 Days
Average Weighted Life (2)	101 Days

#### Definition of Weighted Average Maturity (1) & (2)

(1) This weighted average maturity calculation uses the SEC Rule 2a-7 definition for stated maturity for any floating rate instrument held in the portfolio to determine the weighted average maturity for the pool. This Rule specifies that a variable rate instruction to be paid in 397 calendar days or less shall be deemed to have a maturity equal to the period remaining until the next readjustment of the interest rate.  
(2) This weighted average maturity calculation uses the final maturity of any floating rate instruments held in the portfolio to calculate the weighted average maturity for the pool.

The maximum management fee authorized for the TexSTAR Cash Reserve Fund is 12 basis points. This fee may be waived in full or in part in the discretion of the TexSTAR co-administrators at any time as provided for in the TexSTAR Information Statement.

## NEW PARTICIPANTS

We would like to welcome the following entity who joined the TexSTAR program in September:

\* Weatherford College

## HOLIDAY REMINDER

In observance of **Columbus Day**, **TexSTAR will be closed on Monday, October 13, 2025**. All ACH transactions initiated on Friday, October 10th will settle on Tuesday, October 14th. Standard transaction deadlines will be observed on Friday, October 10th. Please plan accordingly for your liquidity needs.

In observance of the **Veterans Day holiday**, **TexSTAR will be closed on Tuesday, November 11, 2025**. All ACH transactions initiated on Monday, November 10th will settle on Wednesday, November 12th. Please plan accordingly for your liquidation needs.

## ECONOMIC COMMENTARY

### Market review

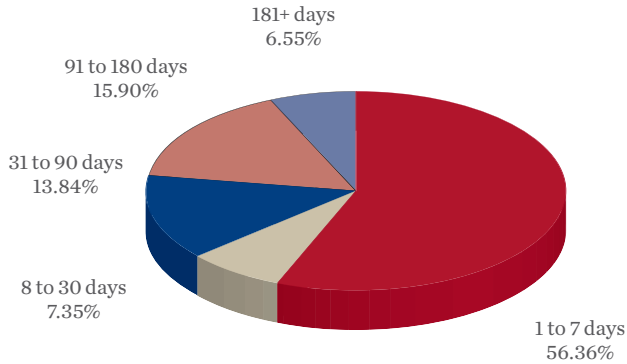
The third quarter was marked by many twists and turns, with some sources of uncertainty resolved while new ones emerged. The passage of The One Big Beautiful Bill Act (OBBBA) provided a clear outline of fiscal policy; and preliminary trade deals reduced some tariff uncertainty, although the ultimate impacts of tariffs remain unknown. Despite these developments, mounting risks to the labor market prompted the Federal Reserve (Fed) to resume its rate-cutting cycle after a nine-month pause. Since the previous Federal Open Market Committee (FOMC) meeting in July, two consecutive employment reports have come in softer than expected, painting a picture of a “low fire, low hire” economy with increased downside risks. The August Jobs Report revealed a sharp slowdown in hiring momentum, as nonfarm payrolls increased by just 22,000—well below the consensus of 75,000. Downward revisions to the prior two months further dampened the outlook, removing 21,000 jobs from those periods. In fact, employment now contracted by 13,000 in June, marking the first decline in payrolls since December 2020. The closely monitored unemployment rate rose to 4.3%. Meanwhile, wages rose 0.3% month-over-month (m/m) and 3.7% year-over-year (y/y).

The following week, the Bureau of Labor Statistics (BLS) released preliminary benchmark revisions indicating that 911,000 fewer jobs were added between April 2023 and March 2024, suggesting labor markets were weaker than originally thought. This trend persisted into September, as the ADP employment report indicated a reduction of 32,000 private-sector jobs, compared to a downwardly revised decline of 3,000 in August. On the inflation front, while the statutory tariff rate settled in the high teens, its full impact on inflation data remains ambiguous. *(continued page 4)*



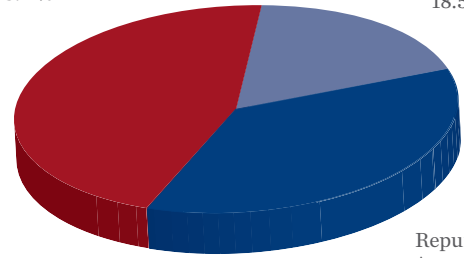
## INFORMATION AT A GLANCE

### PORTFOLIO BY TYPE OF INVESTMENT AS OF SEPTEMBER 30, 2025



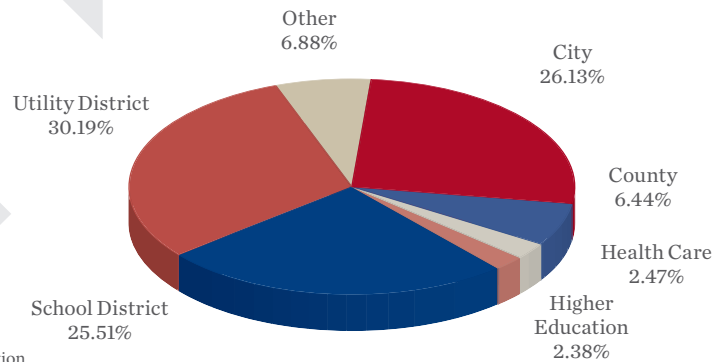
Treasuries  
45.11%

Agencies  
18.58%



Repurchase  
Agreements  
36.31%

### PORTFOLIO BY MATURITY AS OF SEPTEMBER 30, 2025 (1)



### DISTRIBUTION OF PARTICIPANTS BY TYPE AS OF SEPTEMBER 30, 2025

(1) Portfolio by Maturity is calculated using WAM (1) definition for stated maturity. See page 1 for definition

## HISTORICAL PROGRAM INFORMATION

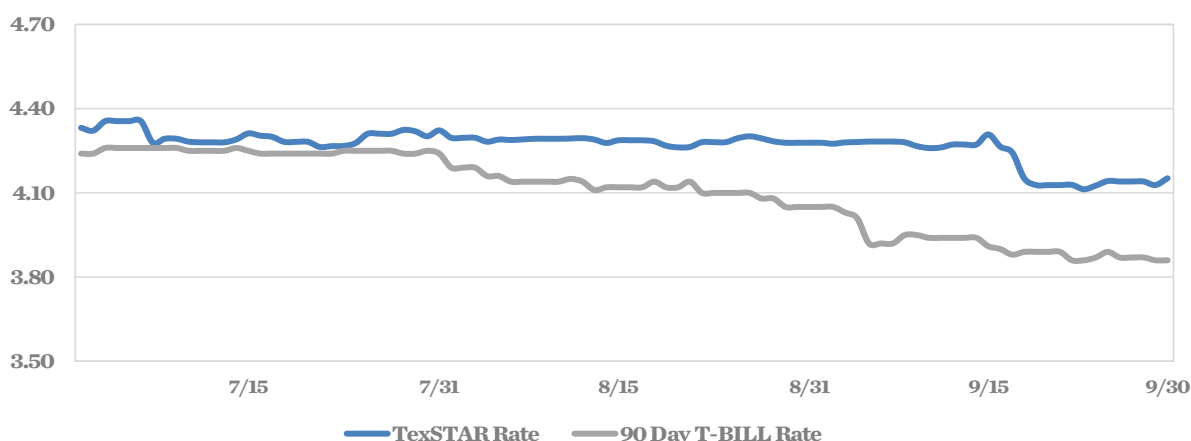
MONTH	AVERAGE RATE	BOOK VALUE	MARKET VALUE	NET ASSET VALUE	WAM (1)	WAL (2)	NUMBER OF PARTICIPANTS
Sep 25	4.2135%	\$ 13,526,011,595.54	\$ 13,529,342,119.81	1.000246	49	101	1133
Aug 25	4.2859%	13,432,632,076.54	13,434,977,535.50	1.000127	47	97	1132
Jul 25	4.2950%	12,138,930,727.22	12,138,243,630.47	0.999943	45	101	1118
Jun 25	4.2844%	11,803,410,099.81	11,803,829,569.03	1.000035	45	105	1106
May 25	4.2954%	12,103,247,938.00	12,102,961,218.01	0.999937	42	105	1103
Apr 25	4.3288%	12,882,237,563.53	12,882,447,062.78	1.000016	41	108	1092
Mar 25	4.3394%	12,954,908,093.63	12,955,435,994.98	1.000040	37	88	1089
Feb 25	4.3625%	13,098,975,899.81	13,101,204,943.33	1.000090	37	88	1083
Jan 25	4.3896%	12,490,576,395.79	12,493,366,838.19	1.000123	38	94	1079
Dec 24	4.5642%	11,011,396,681.51	11,014,513,690.84	1.000229	36	93	1075
Nov 24	4.7112%	10,166,178,873.71	10,168,700,798.41	1.000189	29	89	1071
Oct 24	4.8722%	10,685,059,311.14	10,687,382,798.75	1.000217	26	70	1063

## PORTFOLIO ASSET SUMMARY AS OF SEPTEMBER 30, 2025

	BOOK VALUE	MARKET VALUE
Uninvested Balance	\$ 33.22	\$ 33.22
Accrual of Interest Income	20,405,603.03	20,405,603.03
Interest and Management Fees Payable	(46,958,008.48)	(46,958,008.48)
Payable for Investment Purchased	(234,298,344.37)	(234,298,344.37)
Repurchase Agreement	5,005,770,000.00	5,005,770,000.00
Government Securities	8,781,092,312.14	8,784,422,836.41
<b>TOTAL</b>	<b>\$ 13,526,011,595.54</b>	<b>\$ 13,529,342,119.81</b>

Market value of collateral supporting the Repurchase Agreements is at least 102% of the Book Value. The portfolio is managed by J.P. Morgan Chase & Co. and the assets are safekept in a separate custodial account at the Federal Reserve Bank in the name of TexSTAR. The only source of payment to the Participants are the assets of TexSTAR. There is no secondary source of payment for the pool such as insurance or guarantee. Should you require a copy of the portfolio, please contact TexSTAR Participant Services.

# TEXSTAR VERSUS 90-DAY TREASURY BILL



This material is for information purposes only. This information does not represent an offer to buy or sell a security. The above rate information is obtained from sources that are believed to be reliable; however, its accuracy or completeness may be subject to change. The TexSTAR management fee may be waived in full or in part at the discretion of the TexSTAR co-administrators and the TexSTAR rate for the period shown reflects waiver of fees. This table represents historical investment performance/return to the customer, net of fees, and is not an indication of future performance. An investment in the security is not insured or guaranteed by the Federal Deposit Insurance Corporation or any other government agency. Although the issuer seeks to preserve the value of an investment of \$1.00 per share, it is possible to lose money by investing in the security. Information about these and other program details are in the fund's Information Statement which should be read carefully before investing. The yield on the 90-Day Treasury Bill ("T-Bill Yield") is shown for comparative purposes only. When comparing the investment returns of the TexSTAR pool to the T-Bill Yield, you should know that the TexSTAR pool consists of allocations of specific diversified securities as detailed in the respective Information Statements. The T-Bill Yield is taken from Bloomberg Finance L.P. and represents the daily closing yield on the then current 90-Day T-Bill. The TexSTAR yield is calculated in accordance with regulations governing the registration of open-end management investment companies under the Investment Company Act of 1940 as promulgated from time to time by the federal Securities and Exchange Commission.

## DAILY SUMMARY FOR SEPTEMBER 2025

DATE	MNY MKT FUND EQUIV. [SEC Std.]	DAILY ALLOCATION FACTOR	INVESTED BALANCE	MARKET VALUE PER SHARE	WAM DAYS (1)	WAL DAYS (2)
9/1/2025	4.2785%	0.000117218	\$13,432,632,076.54	1.000127	43	93
9/2/2025	4.2750%	0.000117123	\$13,439,925,394.46	1.000136	49	99
9/3/2025	4.2796%	0.000117249	\$13,440,140,424.17	1.000174	49	98
9/4/2025	4.2810%	0.000117287	\$13,393,050,731.79	1.000188	51	101
9/5/2025	4.2827%	0.000117334	\$13,503,170,849.79	1.000276	51	100
9/6/2025	4.2827%	0.000117334	\$13,503,170,849.79	1.000276	50	99
9/7/2025	4.2827%	0.000117334	\$13,503,170,849.79	1.000276	49	98
9/8/2025	4.2799%	0.000117258	\$13,567,883,784.47	1.000284	49	97
9/9/2025	4.2664%	0.000116887	\$13,464,216,231.26	1.000258	51	100
9/10/2025	4.2596%	0.000116701	\$13,427,729,418.53	1.000274	52	101
9/11/2025	4.2615%	0.000116754	\$13,344,468,687.86	1.000287	52	101
9/12/2025	4.2721%	0.000117043	\$13,399,885,548.55	1.000241	52	100
9/13/2025	4.2721%	0.000117043	\$13,399,885,548.55	1.000241	51	99
9/14/2025	4.2721%	0.000117043	\$13,399,885,548.55	1.000241	50	98
9/15/2025	4.3083%	0.000118035	\$13,409,289,023.19	1.000265	50	98
9/16/2025	4.2645%	0.000116836	\$13,363,895,837.63	1.000286	50	98
9/17/2025	4.2436%	0.000116262	\$13,417,762,652.50	1.000286	50	97
9/18/2025	4.1516%	0.000113742	\$13,138,475,475.75	1.000291	50	99
9/19/2025	4.1274%	0.000113080	\$13,000,599,887.18	1.000269	51	108
9/20/2025	4.1274%	0.000113080	\$13,000,599,887.18	1.000269	50	107
9/21/2025	4.1274%	0.000113080	\$13,000,599,887.18	1.000269	49	106
9/22/2025	4.1283%	0.000113103	\$13,055,556,303.87	1.000276	50	106
9/23/2025	4.1126%	0.000112674	\$13,346,061,510.78	1.000272	48	103
9/24/2025	4.1256%	0.000113031	\$13,249,177,571.19	1.000263	48	106
9/25/2025	4.1419%	0.000113477	\$13,331,429,411.27	1.000220	48	105
9/26/2025	4.1403%	0.000113434	\$13,478,499,241.28	1.000216	48	104
9/27/2025	4.1403%	0.000113434	\$13,478,499,241.28	1.000216	47	103
9/28/2025	4.1403%	0.000113434	\$13,478,499,241.28	1.000216	46	102
9/29/2025	4.1276%	0.000113084	\$13,438,799,497.65	1.000231	48	104
9/30/2025	4.1519%	0.000113751	\$13,526,011,595.54	1.000246	50	105
Average	4.2135%	0.000115438	\$13,364,432,406.96		49	101



## *ECONOMIC COMMENTARY (cont.)*

Inflation data for August showed a modest pickup, with headline CPI rising 0.4% m/m (2.9% y/y) and core CPI up 0.3% m/m (3.1% y/y). Food and energy both ran hot, with notable gains in groceries and gas prices. Core goods prices rose 0.3% m/m, with some import-intensive categories seeing large price increases, but inflation elsewhere was more mixed. Core services also rose 0.3% m/m. Within the details, shelter inflation rose 0.4%, while travel-related categories accelerated, including a 5.9% jump in airfares. Elsewhere, headline and core PCE rose 0.3% m/m (2.7% y/y) and 0.2% m/m (2.9% y/y), respectively. While the ultimate impact of tariffs on inflation remains uncertain, recent labor market weakness strengthened the case for a Fed rate cut for a September Fed rate cut.

At its September meeting, the FOMC voted to reduce the federal funds target range by 0.25% to 4.00%-4.25%. Newly appointed Governor Stephen Miran dissented in favor of a larger half-point cut. The Committee's statement acknowledged that economic activity had moderated in the first half of the year, with job gains slowing and the unemployment rate edging higher. Downside risks to employment were noted, and while inflation was still described as elevated, the statement recognized that it had moved up. The median outlook for interest rates signaled two more cuts in 2025, one in 2026 and one in 2027, with rates projected at 3.25%-3.50% by the end of next year. In the week after the FOMC meeting, the final GDP report for the second quarter showed the U.S. economy grew 3.8% annualized, although trade distortions masked slowing momentum. This improvement was mainly due to an acceleration in consumer spending, which rose by a solid 2.5%, and a decline in imports, bringing average GDP growth in the first half of 2025 to 1.6%. Following the Fed rate cut, Treasury bill yields declined. During September, three-month, six-month, and one-year yields fell by 21, 13, and 22 basis points, respectively, to 3.94%, 3.84%, and 3.62%. In contrast, two-year Treasury yields remained relatively rangebound, slipping one basis point to 3.61%.

### **Outlook**

Uncertainty continues to shape the U.S. economic landscape. Tariff policy is still being defined and implemented, the One Big Beautiful Bill Act (OBBBA) has yet to take full effect, and questions remain about Fed independence, its future leadership, and the longer-term interest rate path. Adding to these challenges, the U.S. government entered a shutdown on October 1, 2025, after Congress failed to pass a funding bill by the September 30 deadline, largely due to partisan disagreements over budget priorities, especially in healthcare. The government shutdown poses a significant risk to the availability of crucial economic data that the Fed relies on for its rate decisions. With key releases—such as the BLS' employment report and Consumer Price Index (CPI)—at risk of delay, economists, traders, and policymakers will increasingly depend on private sector reports. If the shutdown continues, the absence of timely data could further complicate policy decisions and heighten market uncertainty until the data can be published retroactively.

At the September FOMC press conference, Chairman Powell stressed the importance of a balanced approach to rate cuts, highlighting risks to both employment and inflation. He described the September rate cut as a “risk management” decision, noting that softer labor markets allow the Fed to prioritize employment while remaining vigilant on inflation. Although labor markets have cooled more than expected, a shrinking labor supply—partly due to immigration reform—should help prevent a significant rise in the unemployment rate, even as inflation remains elevated. Meanwhile, economic growth, though slower than in 2024, has proven more resilient than anticipated after recent upward revisions. Many forecasts now expect GDP to approach trend growth in the second half of the year. Given these dynamics, we believe the Fed remains inclined toward further rate cuts, likely reducing rates once or twice more this year in 25 basis point increments, with additional cuts expected in 2026.

This information is an excerpt from an economic report dated September 2025 provided to TexSTAR by JP Morgan Asset Management, Inc., the investment manager of the TexSTAR pool.



## TEXSTAR BOARD MEMBERS

Monte Mercer	North Central TX Council of Government	Governing Board President
David Pate	Richardson ISD	Governing Board Vice President
David Medanich	Hilltop Securities	Governing Board Secretary
Andrew Linton	J.P. Morgan Asset Management	Governing Board Asst. Sec./Treas
Brett Starr	City of Irving	Advisory Board
Sandra Newby	Qualified Non-Participant	Advisory Board
Ron Whitehead	Qualified Non-Participant	Advisory Board

The material provided to TexSTAR from J.P. Morgan Asset Management, Inc., the investment manager of the TexSTAR pool, is for informational and educational purposes only, as of the date of writing and may change at any time based on market or other conditions and may not come to pass. While we believe the information presented is reliable, we cannot guarantee its accuracy. Hilltop Securities is a wholly owned subsidiary of Hilltop Holdings, Inc. (NYSE: HTH) located at 717 N. Harwood Street, Suite 3400, Dallas, TX 75201, (214) 859-1800. Member NYSE/FINRA/SIPC. Past performance is no guarantee of future results. Investment Management Services are offered through J.P. Morgan Asset Management Inc. and/or its affiliates. Marketing and Enrollment duties are offered through Hilltop Securities and/or its affiliates. Hilltop Securities and J.P. Morgan Asset Management Inc. are separate entities.

**GENERAL MEETING OF THE BOARD OF DIRECTORS  
OF THE  
CENTRAL TEXAS REGIONAL MOBILITY AUTHORITY**

**RESOLUTION NO. 25-059**

**APPROVING TOLL RATE INCREASES FOR CERTAIN LOCATIONS ON 183A TOLL  
AND ADOPTING MINIMUM TOLL RATES FOR THE 183N EXPRESS LANES**

WHEREAS, Section 301.003 of the Mobility Authority Policy Code provides for the annual calculation and implementation of a percentage increase in the toll rates charged on all toll facilities in the Central Texas Mobility Authority (“CTRMA”) Turnpike System based on the non-revised index of Consumer Prices for All Urban Consumers before seasonal adjustment, as published by the Bureau of Labor Statistics of the United States Department of Labor (the “Annual Toll Rate Escalation”); and

WHEREAS, in addition to the Annual Toll Rate Escalation, the Mobility Authority Traffic and Revenue Study 2021 Update, dated September 29, 2021 (the “T&R Update”), contemplated and incorporated toll rate increases for the Crystal Falls Ramps, Crystal Falls Main lanes and Lakeline Main Lanes (the “183A Tolling Locations”) due to these locations having lower per mile tag rates relative to comparable tolling locations on the Central Texas Regional Mobility Authority Turnpike System; and

WHEREAS, rather than implementing the full toll rate increase to be effective January 1, 2025 as described in the T&R Update, the Board has opted to implement the additional increases for the 183A Tolling Locations in phases over a two-to-three-year timeframe; and

WHEREAS, the CTRMA Board of Directors (“Board”) approved toll rate increases for the first year of this phased implementation by Resolution No. 24-065 dated October 30, 2024; and

WHEREAS, the proposed toll rate increases and tag rates to be effective at the 183A Tolling Locations on January 1, 2026, for the next phase of the implementation are set forth in Exhibit A attached hereto; and

WHEREAS, the T&R Update also identified minimum toll rates for customers using the 183N Express Lanes when that project is completed and open to traffic; and

WHEREAS, portions of the 183N Express Lanes are anticipated to open to traffic as early as January 2026; and



WHEREAS, the Executive Director recommends that the Board approve and adopt minimum toll rates for the 183N Express Lanes that are consistent with the toll rate schedule attached hereto as Exhibit B.


NOW THEREFORE BE IT RESOLVED, that the Board hereby adopts the toll rate increases and tag rates for the 183A Tolling Locations shown in Exhibit A; and

BE IT FURTHER RESOLVED, that the Board hereby adopts the toll rates for the 183N Express Lanes identified in the Mobility Authority Traffic and Revenue Study 2021 Update which are attached hereto as Exhibit B.

Adopted by the Board of Directors of the Central Texas Regional Mobility Authority on the 29<sup>th</sup> day of October 2025.


Submitted and reviewed by:

Approved:



James Bass (Oct 29, 2025 22:46:40 CDT)

James M. Bass  
Executive Director



Robert W. Jenkins Jr (Nov 3, 2025 10:51:44 CST)

Robert W. Jenkins, Jr.  
Chairman, Board of Directors

**Exhibit A**

183A Toll rate adjustments



## Attachment A

### Specific Tolling Point Rate Adjustments

	Current Tag Rate	2026 CPI_U Increase	2021 Forecast Step Adjustment	2026 Tag Toll Rate
<b>Crystal Falls Ramps</b>	\$0.62	\$0.02	\$0.07	\$0.71
<b>Crystal Falls Main Lanes*</b>	\$1.43	\$0.04	\$0.05	\$1.52
<b>Lakeline Main Lanes</b>	\$0.78	\$0.02	\$0.07	\$0.87

\* two year step adjustment cycle ends in 2026; other two tolling point rates will be phased-in over three years ending in 2027

**Exhibit B**

183N Express Lanes toll rate



# **Attachment B**

## **183N Express Lanes**

### **2026 Minimum Toll Rates**

<b>Toll Location</b>	<b>Payment Type</b>	<b>2-axle</b>
<b>minimum per gantry</b>	<b>ETC</b>	<b>\$0.73</b>
	<b>PLP</b>	<b>\$0.80</b>
	<b>PBM</b>	<b>\$1.10</b>

ETC - electronic toll collection  
PLP - prepaid license plate  
PBM - pay by mail



**GENERAL MEETING OF THE BOARD OF DIRECTORS  
OF THE  
CENTRAL TEXAS REGIONAL MOBILITY AUTHORITY**

**RESOLUTION NO. 25-060**

**SELECTION OF A FIRM FOR NEGOTIATION OF A CONTRACT  
FOR VIDEO TOLLING, PAYMENT PROCESSING, COLLECTIONS, ENFORCEMENT  
SUPPORT, AND CUSTOMER SERVICES**

WHEREAS, in anticipation of the expiration of the Mobility Authority's current agreement with Cofiroute USA, LLC (now known as ViaPlus by VINCI Highways or "ViaPlus"), on May 1, 2024, the Mobility Authority issued a request for qualifications from firms interested in providing video tolling, payment processing, collections, enforcement support and customer services to the Mobility Authority with a deadline to submit responses by June 28, 2024; and

WHEREAS, the Mobility Authority received eleven (11) responses by the deadline which were evaluated and ranked in accordance with the terms of the request for qualifications; and

WHEREAS, by Resolution No. 24-060, dated September 25, 2024, the Board authorized and directed the Executive Director to issue a request for proposals to a shortlist of six (6) firms determined to be the most highly qualified based on the evaluation of the responses to the request for qualifications; and

WHEREAS, pursuant to the Board's direction, the Mobility Authority issued a request for proposals to the shortlisted firms on March 19, 2025; and

WHEREAS, the Mobility Authority received four (4) responses to the request for proposals on June, 2025; and

WHEREAS, the Mobility Authority evaluated the responses in accordance with the terms of the request for proposals and then conducted interviews with each of the four eligible firms from July through August 2025; and

WHEREAS, following the conclusion of the interview process, Mobility Authority staff determined it was in the best interest of the Mobility Authority to request Best and Final Offers ("BAFOs") from all four firms who responded to the request for proposals; and

WHEREAS, the Mobility Authority issued a request for BAFOs on September 4, 2025, and received responses from each of the four eligible firms on September 18, 2025; and

WHEREAS, based the responses for the request for BAFOs, the Executive Director recommends that the board select and authorize the negotiation of a contract with Neology, Inc.

NOW THEREFORE, BE IT RESOLVED that the Board hereby approves the selection of Neology, Inc. to provide video tolling, payment processing, collections, enforcement support and customer services for the Mobility Authority; and


BE IT FURTHER RESOLVED that the Executive Director is authorized to negotiate a contract with Neology, Inc. and if a satisfactory contract cannot be negotiated, the Executive Director shall formally end negotiations and may enter into negotiations with the second choice candidate and continue the process until a satisfactory contract is reached, all of the candidates have been exhausted, or the Executive Director otherwise terminates the procurement; and

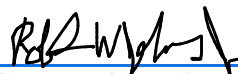
BE IT FURTHER RESOLVED that once a satisfactory contract has been negotiated, the Executive Director shall present the proposed contract to the Board for its approval.

Adopted by the Board of Directors of the Central Texas Regional Mobility Authority on the 29<sup>th</sup> day of October 2025.

Submitted and reviewed by:

Approved:

  
James Bass (Oct 29, 2025 22:46:40 CDT)  
James M. Bass  
Executive Director

  
Robert W. Jenkins Jr (Nov 3, 2025 10:51:44 CST)  
Robert W. Jenkins, Jr.  
Chairman, Board of Directors

**GENERAL MEETING OF THE BOARD OF DIRECTORS  
OF THE  
CENTRAL TEXAS REGIONAL MOBILITY AUTHORITY**

**RESOLUTION NO. 25-061**

**AUTHORIZE THE ISSUANCE OF A REQUEST FOR QUALIFICATIONS FOR  
GENERAL SYSTEMS CONSULTANT SERVICES POOL**

WHEREAS, the Central Texas Regional Mobility Authority (Mobility Authority) utilizes a General Systems Consultant (GSC) to provide independent oversight and guidance of the Mobility Authority's toll systems and infrastructure including Systems Implementation & Technology, Planning & Development, Analysis and Oversight, and Management and Support; and

WHEREAS, section 401.027 of the Mobility Authority's Policy Code (Policy Code) outlines a process that contemplates negotiation and execution of a contract with a single consulting firm to provide GSC services; and

WHEREAS, the establishment of a pool of qualified firms to provide GSC services will provide specialized consulting services and greater flexibility at the direction and supervision of the Mobility Authority staff by issuing work authorizations to the firm(s) whose specific experience and expertise best align with the deliverables of a particular strategic initiative, ensuring the Mobility Authority can swiftly access the most appropriate support for its projects; and


WHEREAS, the staff recommends an exemption from the contract negotiation and execution process under section 401.027 of the Policy Code in order to allow for the procurement of a pool of qualified firms; and WHEREAS, the Executive Director recommends that the Board authorize him to issue a Request for Qualifications (RFQ) to establish a pool of qualified firms to provide General Systems Consultant (GSC) services.

NOW THEREFORE, BE IT RESOLVED that the Board hereby authorizes the exemption from the contract negotiation and execution process under section 401.027 of the Policy Code in order to allow for the procurement of a pool of qualified firms to provide GSC services; and


BE IT FURTHER RESOLVED that the Board hereby authorizes the Executive Director to issue a Request for Qualifications (RFQ) to establish a pool of qualified firms to provide GSC services.

Adopted by the Board of Directors of the Central Texas Regional Mobility Authority on the 29<sup>th</sup> day of October 2025.

Submitted and reviewed by:

  
James Bass (Oct 29, 2025 22:46:40 CDT)  
James M. Bass  
Executive Director

Approved:

  
Robert W. Jenkins Jr (Nov 3, 2025 10:51:44 CST)  
Robert W. Jenkins, Jr.  
Chairman, Board of Directors