CENTRAL TEXAS REGIONAL
MOBILITY AUTHORITY

Regular Meeting of the Board of Directors

9:00 a.m.
Wednesday, September 30, 2026

Lowell H. Lebermann, Jr., Board Room
3300 N. IH-35, Suite 300
Austin, Texas 78705

A live video stream of this meeting may be viewed on the internet at www.mobilityauthority.com

Persons with disabilities. If you plan to attend this meeting and may need auxiliary aids or services, such as an interpreter for those who are deaf or hearing impaired, or if you are a reader of large print or Braille, please contact Laura Bohl at (512) 996-9778 at least two days before the meeting so that appropriate arrangements can be made.

Español. Si desea recibir asistencia gratuita para traducir esta información, llame al (512) 996-9778.

AGENDA

No action on the following:

1. Welcome and opportunity for public comment – See ***Notes*** at the end of this agenda.

Consent Agenda

*See **Notes** at the end of this agenda.*

2. Approve the minutes from the August 26, 2026 Regular Board Meeting.

3. Prohibit the operation of certain vehicles on Mobility Authority toll facilities pursuant to the Habitual Violator Program.

Robert W. Jenkins, Jr., Chairman • Nikelle Meade, Vice Chair • David Singleton, Treasurer • Mike Doss, Secretary • David B. Armbrust • Heather Gaddes • Ben Thompson • James M. Bass, Executive Director

Regular Items

Items to discuss, consider, and take appropriate action.

4. Accept the unaudited financial statements for August 2026.

5. Discuss and consider approving the issuance of a request for proposals for customer service, video toll billing, payment processing, collections, enforcement support, and other related revenue collection services.

6. Discuss and consider approving Supplemental Work Authorization No. 3 to Quarterhill Inc. Work Authorization No. 4 for the 183N Express Lane toll system installation.

7. Discuss and consider approving one or more firms for negotiation of agreements to provide professional engineering services for retaining wall remediation on Mobility Authority facilities.

Briefings and Reports

Items for briefing and discussion only. No action will be taken by the Board.

8. Executive Director Report.

    A. Recent agency staff activities.

    B. Agency roadway performance metrics.

    C. Marketing activities.

Executive Session

Under Chapter 551 of the Texas Government Code, the Board may recess into a closed meeting (an executive session) to deliberate any item on this agenda if the Chairman announces the item will be deliberated in executive session and identifies the section or sections of Chapter 551 that authorize meeting in executive session. A final action, decision, or vote on a matter deliberated in executive session will be made only after the Board reconvenes in an open meeting.

The Board may deliberate the following items in executive session if announced by the Chairman:

9. Discuss legal issues related to the development of the MoPac South Project, as authorized by §551.071 (Consultation with Attorney).

10. Discuss legal issues related to claims by or against the Mobility Authority; pending or contemplated litigation and any related settlement offers; or other matters as authorized by §551.071 (Consultation with Attorney).

11. Discuss legal issues relating to procurement and financing of Mobility Authority transportation projects and toll system improvements, as authorized by §551.071 (Consultation with Attorney).

12. Discuss personnel matters as authorized by §551.074 (Personnel Matters).

Reconvene in Open Session.
Regular Items

Items to discuss, consider, and take appropriate action.

13. Discuss and consider possible action under the Executive Director's Employment agreement.

14. Adjourn meeting.

Notes

Opportunity for Public Comment. At the beginning of the meeting, the Board provides a period of up to one hour for public comment on any matter subject to the Mobility Authority's jurisdiction. Each speaker is allowed a maximum of three minutes. A person who wishes to address the Board must register in advance and provide the speaker's name, address, phone number and email, as well as the agenda item number and whether you wish to speak during the public comment period or during the agenda item. If a speaker's topic is not listed on this agenda, the Board may not deliberate the speaker's topic or question the speaker during the open comment period but may direct staff to investigate the matter or propose that an item be placed on a subsequent agenda for deliberation and possible action by the Board. The Board may not deliberate or act on an item that is not listed on this agenda.

Consent Agenda. The Consent Agenda includes routine or recurring items for Board action with a single vote. The Chairman or any Board Member may defer action on a Consent Agenda item for discussion and consideration by the Board with the other Regular Items.

Public Comment on Agenda Items. A member of the public may offer comments on a specific agenda item in open session if he or she signs the speaker registration sheet for that item before the Board takes up consideration of the item. The Chairman may limit the amount of time allowed for each speaker. Public comment unrelated to a specific agenda item must be offered during the open comment period.

Meeting Procedures. The order and numbering of agenda items is for ease of reference only. After the meeting is convened, the Chairman may rearrange the order in which agenda items are considered, and the Board may consider items on the agenda in any order or at any time during the meeting.

Participation by Telephone Conference Call. One or more members of the Board of Directors may participate in this meeting through a telephone conference call, as authorized by Sec. 370.262, Texas Transportation Code (*see below*). Under that law, each part of the telephone conference call meeting that by law must be open to the public, shall be audible to the public at the meeting location, and will be tape-recorded or documented by written minutes. On conclusion of the meeting, the tape recording or the written minutes of the meeting will be made available to the public.

> TEXAS TRANSPORTATION CODE Sec. 370.262. MEETINGS BY TELEPHONE CONFERENCE CALL.
> (a) Chapter 551, Government Code, does not prohibit any open or closed meeting of the board, a committee of the board, or the staff, or any combination of the board or staff, from being held by telephone conference call. The board may hold an open or closed meeting by

telephone conference call subject to the requirements of Sections 551.125(c)-(f), Government Code, but is not subject to the requirements of Subsection (b) of that section.

(b) A telephone conference call meeting is subject to the notice requirements applicable to other meetings.

(c) Notice of a telephone conference call meeting that by law must be open to the public must specify the location of the meeting. The location must be a conference room of the authority or other facility in a county of the authority that is accessible to the public.

(d) Each part of the telephone conference call meeting that by law must be open to the public shall be audible to the public at the location specified in the notice and shall be tape-recorded or documented by written minutes. On conclusion of the meeting, the tape recording or the written minutes of the meeting shall be made available to the public.

TEXAS GOVERNMENT CODE Sec. 551.125. OTHER GOVERNMENTAL BODY. (a) Except as otherwise provided by this subchapter, this chapter does not prohibit a governmental body from holding an open or closed meeting by telephone conference call.

~~(b) A meeting held by telephone conference call may be held only if:~~
~~(1) an emergency or public necessity exists within the meaning of Section 551.045 of this chapter; and~~
~~(2) the convening at one location of a quorum of the governmental body is difficult or impossible; or~~
~~(3) the meeting is held by an advisory board.~~

(c) The telephone conference call meeting is subject to the notice requirements applicable to other meetings.

(d) The notice of the telephone conference call meeting must specify as the location of the meeting the location where meetings of the governmental body are usually held.

(e) Each part of the telephone conference call meeting that is required to be open to the public shall be audible to the public at the location specified in the notice of the meeting as the location of the meeting and shall be tape-recorded. The tape recording shall be made available to the public.

(f) The location designated in the notice as the location of the meeting shall provide two-way communication during the entire telephone conference call meeting and the identification of each party to the telephone conference shall be clearly stated prior to speaking.

CENTRAL TEXAS REGIONAL
MOBILITY AUTHORITY

September 30, 2026
AGENDA ITEM #1

Welcome and opportunity for public comment

Welcome and opportunity for public comment.
No Board action required.

CENTRAL TEXAS REGIONAL
MOBILITY AUTHORITY

September 30, 2026
AGENDA ITEM #2

Approve the minutes from the August 26, 2026 Regular Board Meeting

Strategic Plan Relevance:	Service
Department:	Legal
Contact:	Geoff Petrov, General Counsel
Associated Costs:	N/A
Funding Source:	N/A
Action Requested:	Consider and act on motion to approve minutes

Description/Background: Approve the attached draft minutes for the August 26, 2026 Regular Board Meeting.

Backup provided: Draft minutes for the August 26, 2026 Regular Board Meeting

MINUTES
Regular Meeting of the Board of Directors of the
CENTRAL TEXAS REGIONAL MOBILITY AUTHORITY

Wednesday, August 26, 2026
9:00 a.m.

This was an in-person meeting. Notice of the meeting was posted on August 21, 2026, online on the website of the Mobility Authority and in the Mobility Authority's office lobby at 3300 N. Interstate 35, 300, Austin, Texas 78705. Chairman Jenkins, Board Members David Armbrust, David Singleton, Mike Doss, and Heather Gaddes were present and Vice Chair Meade joined remotely.

An archived copy of the live-stream of this
meeting is available at:

https://mobilityauthority.new.swagit.com/videos/399240

After noting that a quorum of the Board was present, Chairman Jenkins called the meeting to order at 9:06 a.m. and had each Board Member state their name for the record.

1. Welcome and opportunity for public comment.

   Public comment was provided by Bill Bunch, Save Our Springs Alliance.

Consent Agenda

2. Approve the minutes from the June 24, 2026 Regular Board Meeting.

3. Prohibit the operation of certain vehicles on Mobility Authority toll facilities pursuant to the Habitual Violator Program.

   ADOPTED AS: RESOLUTION NO. 26-040

4. Approve an interlocal agreement with the Texas Department of Transportation to co-locate personnel at TxTag customer service centers.

   ADOPTED AS: RESOLUTION NO. 26-041

5. Approve an agreement with Williamson County and Williamson County Constable Precinct 4 for habitual violator enforcement and safety patrol services.

   ADOPTED AS: RESOLUTION NO. 26-042

6. Approve the annual cybersecurity and artificial intelligence training compliance report for submittal to the Texas Department of Information Resources as required by Texas Government Code §2054.5191.

   ADOPTED AS: RESOLUTION NO. 26-043

   MOTION: Approve Item nos. 2 through 6.
   RESULT: Approved (Unanimous); 6-0
   MOTION: David Singleton
   SECONDED BY: Mike Doss
   AYE: Armbrust, Doss, Gaddes, Jenkins, Meade, Singleton
   NAY: None.

Regular Items

7. Accept the unaudited financial statements for June 2026 and July 2026.

   Presentation by Jose Hernandez, Chief Financial Officer.

   MOTION: Approve the unaudited financial statements for June 2026 and July 2026.
   RESULT: Approved (Unanimous); 6-0
   MOTION: Mike Doss
   SECONDED BY: Heather Gaddes
   AYE: Armbrust, Doss, Gaddes, Jenkins, Meade, Singleton
   NAY: None.

   ADOPTED AS: RESOLUTION NO. 26-044

8. Discuss and consider approving an agreement with Garver, LLC for engineering and design services for the City of Cedar Park RM 1431/183A intersection improvements project.

   Presentation by Mike Sexton, Director of Engineering.

MOTION: Approve an agreement with Garver, LLC for engineering and design services for the City of Cedar Park RM 1431/183A intersection improvements project.
RESULT: Approved (Unanimous); 6-0
MOTION: David Singleton
SECONDED BY: Heather Gaddes
AYE: Armbrust, Doss, Gaddes, Jenkins, Meade, Singleton
NAY: None.

ADOPTED AS: RESOLUTION NO. 26-045

9. Discuss and consider approving an agreement with ARCADIS U.S., Inc. to provide general systems consultant services to support the Mobility Authority's technology and operational ecosystems.

   Presentation by Tracie Brown, Director of Operations.

   ADOPTED AS: RESOLUTION NO. 26-046

10. Discuss and consider approving an agreement with HDR Engineering, Inc. to provide general systems consultant services to support the Mobility Authority's technology and operational ecosystems.

    Presentation by Tracie Brown, Director of Operations.

    ADOPTED AS: RESOLUTION NO. 26-047

11. Discuss and consider approving an agreement with HNTB Corporation to provide general systems consultant services to support the Mobility Authority's technology and operational ecosystems.

    Presentation by Tracie Brown, Director of Operations.

    ADOPTED AS: RESOLUTION NO. 26-048

12. Discuss and consider approving an agreement with LJA Engineering, Inc. to provide general systems consultant services to support the Mobility Authority's technology and operational ecosystems.

    Presentation by Tracie Brown, Director of Operations.

ADOPTED AS: RESOLUTION NO. 26-049

13. Discuss and consider approving an agreement with WSP USA, Inc. to provide general systems consultant services to support the Mobility Authority's technology and operational ecosystems.

    Presentation by Tracie Brown, Director of Operations.

    ADOPTED AS: RESOLUTION NO. 26-050

    MOTION: Approve agreements with ARCADIS U.S., Inc., HDR Engineering, Inc., HNTB Corporation, LJA Engineering, Inc. and WSP USA, Inc. (Item nos. 9-13) to provide general systems consultant services to support the Mobility Authority's technology and operational ecosystems.
    RESULT: Approved (Unanimous); 6-0
    MOTION: David Singleton
    SECONDED BY: Mike Doss
    AYE: Armbrust, Doss, Gaddes, Jenkins, Meade, Singleton
    NAY: None.

14. Discuss and consider approving an agreement with Skyline Technology Solutions, LLC for video sharing technology to support the Mobility Authority's traveler communications and roadway safety programs.

    Presentation by Fabiola Bowers, Assistant Director of Operations – Traffic and Safety Operations.

    MOTION: Approve an agreement with Skyline Technology Solutions, LLC for video sharing technology to support the Mobility Authority's traveler communications and roadway safety programs.
    RESULT: Approved (Unanimous); 6-0
    MOTION: Heather Gaddes
    SECONDED BY: David Armbrust
    AYE: Armbrust, Doss, Gaddes, Jenkins, Meade, Singleton
    NAY: None.

    ADOPTED AS: RESOLUTION NO. 26-051

15. Discuss and consider approving an agreement with Sigma Surveillance, LLC dba STS360 for purchase of speed awareness devices to support the Mobility Authority's roadway safety program.

Presentation by Tracie Brown, Director of Operations.

MOTION: Approve an agreement with Sigma Surveillance, LLC dba STS360 for purchase of speed awareness devices to support the Mobility Authority's roadway safety program.
RESULT: Approved (Unanimous); 6-0
MOTION: Heather Gaddes
SECONDED BY: David Singleton
AYE: Armbrust, Doss, Gaddes, Jenkins, Meade, Singleton
NAY: None.

ADOPTED AS: RESOLUTION NO. 26-052

16. Discuss and consider approving the issuance of a request for proposals for a pool of firms to provide roadside collection services to the Mobility Authority.

Presentation by Greg Mack, Director of IT & Toll Systems.

MOTION: Approve the issuance of a request for proposals for a pool of firms to provide roadside collection services to the Mobility Authority.
RESULT: Approved (Unanimous); 6-0
MOTION: David Singleton
SECONDED BY: Heather Gaddes
AYE: Armbrust, Doss, Gaddes, Jenkins, Meade, Singleton
NAY: None.

ADOPTED AS: RESOLUTION NO. 26-053

<u>Briefings and Reports</u>

17. Executive Director Report.

Presentation by James Bass, Executive Director.

A. Recent agency staff activities.

B. Agency roadway performance metrics.

<u>Executive Session</u>

Chairman Jenkins announced in open session at 10:07 a.m. that the Board would recess the meeting and reconvene in Executive Session to deliberate the following items:

18. Discuss legal issues related to the development of the MoPac South Project, as authorized by §551.071 (Consultation with Attorney).

19. Discuss legal issues relating to procurement and financing of Mobility Authority transportation projects and toll system improvements, as authorized by §551.071 (Consultation with Attorney).

20. Discuss personnel matters as authorized by §551.074 (Personnel Matters).

    After completing the executive session, the Board reconvened in open meeting at 11:27 a.m.

    Regular Items

21. Adjourn meeting.

    After confirming that no member of the public wished to address Chairman Jenkins declared the meeting adjourned at 11:28 a.m.

CENTRAL TEXAS REGIONAL
MOBILITY AUTHORITY

September 30, 2026
AGENDA ITEM #3

Prohibit the operation of certain vehicles on Mobility Authority toll facilities pursuant to the Habitual Violator Program

Strategic Plan Relevance:	Stewardship & Service
Department:	Operations
Contact:	Tracie Brown, Director of Operations
Associated Costs:	N/A
Funding Source:	N/A
Action Requested:	Consider and act on draft resolution

Project Description/Background: The Mobility Authority's habitual violator process prescribes two notices before habitual violator remedies go into effect. A pre-determination letter is sent 60 days before any remedies are enforced advising the customer again of their outstanding balance and providing an opportunity for resolution. Assuming no resolution, a *Notice of Determination* is mailed notifying the customer they've been determined to be a habitual violator and advising of the consequences. The customer is also informed of their right to appeal the decision and the process by which to do so.

If the customer does not contact the Authority to appeal the habitual violator determination or resolve their outstanding balance, a block is placed on the related vehicle's registration preventing renewal. The block remains in effect until all tolls and fees have been paid, a payment plan has been arranged with the Mobility Authority or the customer is determined to no longer be a habitual violator.

Previous Actions & Brief History of the Program/Project: State law provides that persons deemed to be habitual violators may also be prohibited from use of the Mobility Authority's toll facilities by order of the Board of Directors. Habitual violator customers operating a vehicle in violation of a ban are subject to a Class C misdemeanor with a fine up to $500. A second or subsequent occurrence may result in impoundment of the vehicle. Similar to registration blocks, vehicle bans remain in effect until all

outstanding amounts owed to the Authority have been resolved or the customer is no longer deemed a habitual violator.

Financing: Not applicable.

Action requested/Staff Recommendation: Staff affirms that all required steps have been followed and proper notice previously provided to customers determined to be habitual violators. To date, these customers have not appealed this determination or resolved their outstanding balances.

Therefore, staff recommends that the Board of Directors approve the order prohibiting certain vehicles from use of the Authority's toll facilities. Following the Board's approval of this order, a Notice of Prohibition will be mailed by first class mail advising of the ban, consequences if the ban is violated and how the customer may resolve their outstanding balance.

Backup provided: Habitual Violator Vehicle Ban FAQs
Draft Resolution

CENTRAL TEXAS REGIONAL
MOBILITY AUTHORITY

Habitual Violator Enforcement Program

Habitual Violator Process

01

Repeatedly used Mobility Authority toll roads without paying. Texas law deems someone a Habitual Violator when they have 100 or more unpaid toll charges within a 12-month period and two non-payment notices.

02

Ignored the Pre-determination Letter. This alerts someone that they meet Habitual Violator requirements and have 30 days to contact the Mobility Authority to resolve their outstanding charges before entering Habitual Violator status. They are also subject to additional enforcement remedies.

03

Ignored the Determination letter. This alerts someone they have been determined to be a Habitual Violator and informs them that they have 30 days to request an appeal. Habitual Violator Determination is FINAL once this time expires if no action is taken.

04

Deemed Habitual Violator. The Habitual Violator's vehicle registration renewal is blocked and they are banned from all Mobility Authority roadways. A registration block notice and prohibition notice is sent once those remedies are implemented. Prohibited vehicle information will also be public on MobilityAuthority.com.

Who is a Habitual Violator?

A Habitual Violator is defined in Section 372.106(a) of the Texas Transportation Code as (A) one who was issued at least two written notices of nonpayment that contained in aggregate 100 or more events of nonpayment within a period of one year and, (B) was issued a warning that failure to pay the amounts specified in the notices may result in the toll project entity's exercise of Habitual Violator remedies.

What enforcement remedies is the Mobility Authority implementing for Habitual Violators?

To encourage equitable payment by all customers, legislation allows for enforcement remedies up to and including vehicle registration renewal blocks, prohibiting Habitual Violator's vehicles on Mobility Authority roadways, on-road enforcement of the vehicle ban, as well as posting names to the agency website of those Habitual Violators with banned vehicles. The Mobility Authority will be implementing these remedies beginning November 2019.

How will I know I'm a Habitual Violator subject to enforcement remedies?

Habitual Violators are provided due process protections prior to any enforcement action.

- A registered vehicle owner who the Mobility Authority determines meets the Habitual Violator status is sent a letter advising them that Habitual Violator remedies may be implemented if the customer's outstanding balance is not resolved. This letter is not required by law but is sent as a courtesy to reflect the Mobility Authority's commitment to the customer.
- A registered vehicle owner who the Mobility Authority determines to be a Habitual Violator receives written notice of that determination and an opportunity for a justice of the peace hearing to challenge their Habitual Violator status.
- Habitual Violator Determination is FINAL if no action is taken, prompt in the Mobility Authority to send a Vehicle Registration Block Notice and/or a Vehicle Ban Notice. These notices urge the Habitual Violator yet again to resolve their toll debt with the Mobility Authority.
- Sufficient time is provided to respond to all notifications.

Learn more about the Habitual Violator Enforcement Program at MobilityAuthority.com

How can I resolve my Habitual Violator status and settle my toll bill balance?

You can pay outstanding tolls and administrative fees with cash, money order or credit card (a payment plan may be available) by: calling the Mobility Authority Customer Service Center at 512-410-0562, online at **www.paymobilitybill.com**, or in person at our walk-up center.

Why is the Mobility Authority pursuing enforcement remedies?

The vehicle registration block and other toll enforcement actions are intended to encourage tollway drivers to pay for services rendered to ensure fairness to the overwhelming majority of drivers who pay for the service, maintenance and safety of the toll roads.

How will a person be notified that he or she is subject to enforcement remedies?

A notification letter announcing that a person has met the criteria of Habitual Violator is sent to the address in the Texas Department of Motor Vehicles (TTC 372.106) database, allowing 30 days to contact to dispute their determination as a Habitual Violator or address the account balance before remedies are applied. If the Habitual Violator does not make arrangements with the Mobility Authority during this period, they will be subject to all enforcement remedies. Additionally, notification of a registration renewal block is mailed.

Can someone dispute a toll bill?

Yes. You may contact the Mobility Authority to review all outstanding tolls and fees, correct any errors and arrange for payment to clear your status as a Habitual Violator and the block on your registration. Habitual Violators are also given an opportunity to request an administrative hearing with a justice of the peace.

How will I know or be notified that I am subject to a vehicle ban?

Habitual violators subject to vehicle ban will receive notification that they have been banned, including when the ban will take effect and instructions for how to remove their status as a Habitual Violator.

Can I dispute my toll bill that subjects me to the vehicle ban?

Yes. You may contact the Mobility Authority to review all outstanding tolls and administrative fees, correct any errors and arrange for payment to clear your status as a Habitual Violator and remove the vehicle ban.

What happens if I am banned, but get caught driving on a Mobility Authority toll road?

A person commits an offense when operating a vehicle in violation of the ban and is subject to a Class C misdemeanor with a fine up to $500. A second or subsequent occurrence of driving on the tollway in violation of a ban may result in impoundment of the vehicle.

How will the Mobility Authority know if I'm still driving (after being banned)?

Mobility Authority roads are equipped with technology that recognizes vehicle and license plates on our prohibited list. Individuals operating a prohibited vehicle on Mobility Authority roads will be reported to nearby law enforcement patrolling Mobility Authority roads.

Learn more about the Habitual Violator Enforcement Program at MobilityAuthority.com

GENERAL MEETING OF THE BOARD OF DIRECTORS
OF THE
CENTRAL TEXAS REGIONAL MOBILITY AUTHORITY

RESOLUTION NO. 26-0XX

PROHIBITING THE OPERATION OF CERTAIN MOTOR VEHICLES ON MOBILITY AUTHORITY TOLL FACILITIES PURSUANT TO THE HABITUAL VIOLATOR PROGRAM

WHEREAS, Transportation Code, Chapter 372, Subchapter C, authorizes toll project entities, including the Central Texas Regional Mobility Authority (Mobility Authority), to exercise various remedies against certain motorists with unpaid toll violations; and

WHEREAS, Transportation Code §372.106 provides that a "habitual violator" is a registered owner of a vehicle who a toll project entity determines:

(1) was issued at least two written notices of nonpayment that contained:

(A) in the aggregate, 100 or more events of nonpayment within a period of one year, not including events of nonpayment for which: (i) the registered owner has provided to the toll project entity information establishing that the vehicle was subject to a lease at the time of nonpayment, as provided by applicable toll project entity law; or (ii) a defense of theft at the time of the nonpayment has been established as provided by applicable toll project entity law; and

(B) a warning that the failure to pay the amounts specified in the notices may result in the toll project entity's exercise of habitual violator remedies; and

(2) has not paid in full the total amount due for tolls and administrative fees under those notices; and

WHEREAS, the Mobility Authority previously determined that the individuals listed in Exhibit A are habitual violators, and these determinations are now considered final in accordance with Transportation Code, Chapter 372, Subchapter C; and

WHEREAS, Transportation Code §372.109 provides that a final determination that a person is a habitual violator remains in effect until (1) the total amount due for the person's tolls and administrative fees is paid; or (2) the toll project entity, in its sole discretion, determines that the amount has been otherwise addressed; and

WHEREAS, Transportation Code §372.110 provides that a toll project entity, by order of its governing body, may prohibit the operation of a motor vehicle on a toll project of the entity if:
(1) the registered owner of the vehicle has been finally determined to be a habitual violator; and

(2) the toll project entity has provided notice of the prohibition order to the registered owner; and

WHEREAS, the Executive Director recommends that the Board prohibit the operation of the motor vehicles listed in Exhibit A on the Mobility Authority's toll roads, including (1) 183A Toll; (2) 290 Toll; (3) 71 Toll; (4) MoPac Express Lanes; (5) 45SW Toll; (6) 183 Toll; and (7) 183 Express Lanes.

NOW THEREFORE, BE IT RESOLVED that the motor vehicles listed in Exhibit A are prohibited from operation on the Mobility Authority's toll roads, effective September 30, 2026; and

BE IT FURTHER RESOLVED that the Mobility Authority shall provide notice of this resolution to the individuals listed in Exhibit A, as required by Transportation Code §372.110; and

BE IT IS FURTHER RESOLVED that the prohibition shall remain in effect for the motor vehicles listed in Exhibit A until the respective habitual violator determinations are terminated, as provided by Transportation Code §372.110.

Adopted by the Board of Directors of the Central Texas Regional Mobility Authority on the 30th day of September 2026.

Submitted and reviewed by:	Approved:
_____	_____
James M. Bass Executive Director	Robert W. Jenkins, Jr. Chairman, Board of Directors

Exhibit A

LIST OF PROHIBITED VEHICLES

(To be provided at the Board Meeting)

CENTRAL TEXAS REGIONAL
MOBILITY AUTHORITY

September 30, 2026
AGENDA ITEM #4

Accept the unaudited financial statements for August 2026

Strategic Plan Relevance:	Stewardship
Department:	Finance
Contact:	José Hernández, Chief Financial Officer
Associated Costs:	N/A
Funding Source:	N/A
Action Requested:	Consider and act on draft resolution

Project Description/Background: Presentation and acceptance of the unaudited financial statements for August 2026.

Previous Actions & Brief History of the Program/Project: N/A

Financing: N/A

Action requested/Staff Recommendation: Accept the audited financial statements for August 2026.

Backup provided: Draft Resolution
Draft unaudited financial statements for August 2026

MEETING OF THE BOARD OF DIRECTORS
OF THE
CENTRAL TEXAS REGIONAL MOBILITY AUTHORITY

RESOLUTION NO. 26-0XX

ACCEPT THE UNAUDITED FINANCIAL STATEMENTS FOR AUGUST 2026

WHEREAS, the Central Texas Regional Mobility Authority (Mobility Authority) is empowered to procure such goods and services as it deems necessary to assist with its operations and to study and develop potential transportation projects, and is responsible to insure accurate financial records are maintained using sound and acceptable financial practices; and

WHEREAS, close scrutiny of the Mobility Authority's expenditures for goods and services, including those related to project development, as well as close scrutiny of the Mobility Authority's financial condition and records is the responsibility of the Board and its designees through procedures the Board may implement from time to time; and

WHEREAS, the Board has adopted policies and procedures intended to provide strong fiscal oversight and which authorize the Executive Director, working with the Mobility Authority's Chief Financial Officer, to review invoices, approve disbursements, and prepare and maintain accurate financial records and reports; and

WHEREAS, the Executive Director, working with the Chief Financial Officer, has reviewed and authorized the disbursements necessary for the month of August 2026 and has caused financial statements to be prepared and attached to this resolution as Exhibit A; and

NOW THEREFORE, BE IT RESOLVED, that the Board of Directors accepts the unaudited financial statements for August 2026, attached hereto as Exhibit A.

Adopted by the Board of Directors of the Central Texas Regional Mobility Authority on the 30th day of September 2026.

Submitted and reviewed by:	Approved:
_____	_____
James M. Bass	Robert W. Jenkins, Jr.
Executive Director	Chairman, Board of Directors

Exhibit A

Central Texas Regional Mobility Authority
System Income Statement
For the Period Ending August 31, 2026

	System Budget Amount FY 2027	System Year to Date	Percent of Budget	System Prior Year to Date
REVENUE				
Operating Revenue				
Toll Revenue	246,226,700	42,318,338	17.19%	35,917,498
Video Tolls	52,613,100	11,588,641	22.03%	9,638,723
Fee Revenue	14,988,200	2,006,678	13.39%	2,643,915
Total Operating Revenue	**313,828,000**	**55,913,657**	**17.82%**	**48,200,136**
Other Revenue				
Interest Income	23,286,000	4,292,499	18.43%	4,115,505
Miscellaneous Revenue	175,000	-	-	31
Headquarters Rent Revenue	-	-	-	56,543
Total Other Revenue	**23,461,000**	**4,292,499**	**18.30%**	**4,172,080**
TOTAL REVENUE	**337,289,000**	**60,206,156**	**17.85%**	**52,372,215**
EXPENSES				
Salaries and Benefits				
Salary Expense - Regular	6,477,085	629,697	9.72%	603,165
Salary Reserve	80,000	-	-	-
TCDRS	1,298,267	113,589	8.75%	108,818
FICA	328,812	33,575	10.21%	31,900
FICA MED	89,272	9,040	10.13%	8,658
Health Insurance Expense	1,061,965	104,892	9.88%	86,870
Life Insurance Expense	5,264	528	10.03%	403
Auto Allowance Expense	10,200	1,360	13.33%	1,403
Other Benefits	301,006	15,366	5.10%	17,039
Unemployment Taxes	7,740	-	-	74
Total Salaries and Benefits	**9,659,611**	**908,048**	**9.40%**	**858,329**
Administrative				
Administrative and Office Expenses				
Accounting	10,000	1,920	19.20%	1,760
Auditing	227,000	70,000	30.84%	-
Financial Advisors	180,000	13,500	7.50%	36,000
Human Resources	100,000	88	0.09%	137
Legal	30,000	-	-	-
IT Services	550,000	51,970	9.45%	66,629
Software Licenses	2,198,150	2,095,905	95.35%	1,755,549
Cell Phones	29,300	410	1.40%	675
Local Telephone Service	600	119	19.81%	56
Overnight Delivery Services	250	-	-	95

Central Texas Regional Mobility Authority
System Income Statement
For the Period Ending August 31, 2026

	System Budget Amount FY 2027	System Year to Date	Percent of Budget	System Prior Year to Date
Copy Machine	15,300	534	3.49%	2,544
Repair and Maintenance - General	10,000	-	-	-
Meeting Facilities	2,500	-	-	-
Meeting Expense	16,750	722	4.31%	2,239
Toll Tag Expense	3,000	-	-	-
Parking / Local Ride Share	2,350	-	-	40
Mileage Reimbursement	6,100	80	1.31%	160
Insurance Expense	2,001,000	232,733	11.63%	192,197
Rent Expense	537,000	244,417	45.52%	157,048
Building Parking	2,150	-	-	-
Total Legal Services	504,000	-	-	-
Total Administrative and Office Expenses	**6,425,450**	**2,712,398**	**42.21%**	**2,215,128**
Office Supplies				
Books and Publications	4,750	596	12.55%	596
Office Supplies	6,050	982	16.23%	598
Miscellaneous Office Equipment	4,500	-	-	-
Computer Supplies	274,450	85,414	31.12%	170,781
Copy Supplies	500	-	-	-
Other Reports - Printing	500	-	-	-
Office Supplies - Printed	5,500	2,405	43.73%	27
Postage Expense	1,150	454	39.50%	149
Total Office Supplies	**297,400**	**89,851**	**30.21%**	**172,151**
Communications and Public Relations				
Print Production	75,000	-	-	-
Website Maintenance	180,000	7,968	4.43%	5,570
Research Services	100,000	30,710	30.71%	-
Communications and Marketing	675,000	42,282	6.26%	155,408
Media Planning and Placement	1,300,000	358,763	27.60%	22,512
Direct Mail Production	45,000	-	-	-
TV and Video Production	250,000	-	-	-
Photography	25,000	-	-	345
Radio Production	50,000	-	-	-
Other Public Relations	20,000	-	-	-
Promotional Items	30,000	(4,600)	-15.33%	7,054
Printing	50,000	-	-	-
Other Communication Expenses	50,000	24,000	48.00%	13,600
Total Communications and Public Relations	**2,850,000**	**459,123**	**16.11%**	**204,489**

Central Texas Regional Mobility Authority
System Income Statement
For the Period Ending August 31, 2026

	System Budget Amount FY 2027	System Year to Date	Percent of Budget	System Prior Year to Date
Employee Development				
Subscriptions	250	-	-	139
Agency Memberships	89,300	5,050	5.66%	130
Continuing Education	16,000	500	3.13%	-
Professional Development	44,570	1,264	2.84%	3,121
Other Licenses	2,000	-	-	-
Seminars and Conferences	67,500	3,625	5.37%	800
Travel	129,000	4,987	3.87%	10,636
Total Employee Development	**348,620**	**15,426**	**4.42%**	**14,826**
Financing and Banking Fees				
Trustee Fees	60,000	14,000	23.33%	7,000
Bank Fee Expense	12,000	1,620	13.50%	1,770
Continuing Disclosure	5,000	-	-	-
Arbitrage Rebate Calculation	20,000	-	-	-
Rating Agency Expense	50,000	47,500	95.00%	35,000
Total Financing and Banking Fees	**147,000**	**63,120**	**42.94%**	**43,770**
Total Administrative	**10,068,470**	**3,339,919**	**33.17%**	**2,650,363**
Operations and Maintenance				
Operations and Maintenance Consulting				
GEC - Trust Indenture Support	1,105,506	385,367	34.86%	204,369
GEC 2.1 Program Funding Support	331,030	83,647	25.27%	40,892
GEC-Toll Ops Support	1,106,400	202,237	18.28%	196,231
GEC-Roadway Ops Support	2,089,291	230,163	11.02%	97,395
GEC-Technology Support	759,867	119,186	15.69%	114,784
GEC-Public Information Support	250,000	70,784	28.31%	43,705
GEC-General Support	4,836,943	656,767	13.58%	354,369
General System Consultant	1,955,840	333,903	17.07%	75,011
Traffic Modeling	121,322	1,846	1.52%	-
Traffic and Revenue Consultant	2,305,000	-	-	158,650
Total Operations and Maintenance Consulting	**14,861,199**	**2,083,900**	**14.02%**	**1,285,404**

Central Texas Regional Mobility Authority
System Income Statement
For the Period Ending August 31, 2026

	System Budget Amount FY 2027	System Year to Date	Percent of Budget	System Prior Year to Date
Roadway Operations and Maintenance				
Roadway Maintenance	6,828,857	276,722	4.05%	255,296
Landscape Maintenance	3,780,357	260,099	6.88%	212,902
Maintenance Supplies-Roadway	379,581	-	-	450
Tools and Equipment Expense	95,000	638	0.67%	2,145
Gasoline	30,000	3,023	10.08%	2,344
Repair and Maintenance - Vehicles	10,000	1,288	12.88%	1,362
Natural Gas	-	927	-	284
Electricity - Roadways	400,363	34,883	8.71%	29,229
Total Roadway Operations and Maintenance	**11,524,158**	**577,581**	**5.01%**	**504,012**
Toll Processing and Collection Expense				
Image Processing	2,416,754	355,015	14.69%	189,549
Tag Collection Fees	16,374,413	2,813,724	17.18%	2,433,404
Court Enforcement Costs	75,000	-	-	-
PBM Incentive	240,000	-	-	-
Total Processing and Collection Expense	**19,106,167**	**3,168,739**	**16.58%**	**2,622,953**
Toll Operations Expense				
Generator Fuel	5,500	-	-	513
Fire and Burglar Alarm	500	82	16.45%	82
Refuse	3,000	404	13.47%	353
Telecommunications	160,000	20,366	12.73%	19,662
Water - Irrigation	9,500	535	5.63%	1,164
ETC Spare Parts Expense	350,000	-	-	-
Repair and Maintenance Toll Equipment	200,000	-	-	5,004
Law Enforcement	1,299,680	159,329	12.26%	74,442
ETC Maintenance Contract	5,772,000	36,826	0.64%	-
Transaction Processing Maintenance Contract	2,254,000	177,984	7.90%	-
ETC Toll Management Center Sys Operation	753,600	335,920	44.58%	319,108
ETC Development	550,000	-	-	-
ETC Testing	200,000	-	-	-
Total Toll Operations Expense	**11,557,780**	**731,446**	**6.33%**	**420,329**
Total Operations and Maintenance	**57,049,304**	**6,561,666**	**11.50%**	**4,832,698**

Central Texas Regional Mobility Authority
System Income Statement
For the Period Ending August 31, 2026

	System Budget Amount FY 2027	System Year to Date	Percent of Budget	System Prior Year to Date
Other Expenses				
Special Projects and Contingencies				
HERO	1,790,623	-	-	379,035
Special Projects	100,000	137	0.14%	-
71 Express Interest Expense	1,355,000	229,684	16.95%	260,921
Customer Relations	12,000	-	-	-
Technology Initiatives	200,000	-	-	-
Other Contractual Services	250,000	22,500	9.00%	24,500
Contingency	200,000	-	-	-
Total Special Projects and Contingencies	**3,907,623**	**252,321**	**6.46%**	**664,456**
TOTAL OPERATING EXPENSE	**80,685,008**	**11,061,953**	**13.71%**	**9,005,847**
Income before Non-Cash Expense	**256,603,992**	**49,144,203**	**19.15%**	**43,366,368**
Non-Cash Expenses				
Amortization Expense				
Amortization Expense - Intangible Software	1,500,000	235,644	15.71%	235,644
Amortization Expense - RTU Asset - Leases	-	-	-	85,792
Amortization Expense - Refundings	8,600,000	1,191,606	13.86%	1,092,232
Total Amortization Expense	**10,100,000**	**1,427,250**	**14.13%**	**1,413,668**
Depreciation Expense				
Depreciation Expense - Equipment	28,000	4,340	15.50%	4,340
Depreciation Expense - Autos and Trucks	26,000	5,788	22.26%	2,301
Depreciation Expense - Building & Toll Facility	200,000	29,458	14.73%	29,458
Depreciation Expense - Highways and Bridges	70,000,000	10,757,764	15.37%	8,800,890
Depreciation Expense - Toll Equipment	4,000,000	619,378	15.48%	723,583
Depreciation Expense - Signs	800,000	106,567	13.32%	106,567
Depreciation Expense - Land Improvements	700,000	90,387	12.91%	90,387
Total Depreciation Expense	**75,754,000**	**11,613,683**	**15.33%**	**9,757,526**
TOTAL NON-CASH EXPENSE	**85,854,000**	**13,040,933**	**15.19%**	**11,171,194**
Operating Income	**170,749,992**	**36,103,270**	**21.14%**	**32,195,174**
Non-Operating Expenses				
Interest Expense - Debt Obligations	82,952,721	12,887,135	15.54%	14,031,699
Headquarters Expenses	500,000	42,955	8.59%	59,631
Community Initiatives	600,000	-	-	258
Total Non-Operating Expenses	**84,052,721**	**12,930,090**	**15.38%**	**14,091,588**
TOTAL EXPENSES	**250,591,729**	**37,032,976**	**14.78%**	**34,268,629**
Net Income	**86,697,271**	**23,173,180**	**26.73%**	**18,103,586**

Central Texas Regional Mobility Authority
MoPac Income Statement
For the Period Ending August 31, 2026

	MoPac Budget Amount FY 2027	MoPac Year to Date	Percent of Budget	MoPac Prior Year to Date
REVENUE				
Operating Revenue				
Toll Revenue	24,545,600	4,823,407	19.65%	3,132,364
Video Tolls	4,574,700	1,233,175	26.96%	773,182
Fee Revenue	441,200	61,578	13.96%	80,476
Total Operating Revenue	**29,561,500**	**6,118,159**	**20.70%**	**3,986,022**
Other Revenue				
Interest Income	825,000	208,982	25.33%	190,374
Total Other Revenue	**825,000**	**208,982**	**25.33%**	**190,374**
TOTAL REVENUE	**30,386,500**	**6,327,141**	**20.82%**	**4,176,396**
EXPENSES				
Administrative				
Administrative and Office Expenses				
Software Licenses	44,000	3,000	6.82%	-
Total Administrative and Office Expenses	**44,000**	**3,000**	6.82%	**-**
Office Supplies				
Computer Supplies	77,000	-	-	-
Total Office Supplies	**77,000**	**-**	**-**	**-**
Financing and Banking Fees				
Bank Fee Expense	-	84	-	82
Total Financing and Banking Fees	**-**	**84**	**-**	**82**
Total Administrative	**121,000**	**3,084**	**2.55%**	**82**
Operations and Maintenance				
Operations and Maintenance Consulting				
GEC - Trust Indenture Support	41,694	37,504	89.95%	26,204
GEC 2.1 Program Funding Support	28,970	7,794	26.91%	5,770
GEC-Toll Ops Support	33,600	1,801	5.36%	6,041
GEC-Roadway Ops Support	87,609	23,879	27.26%	14,920
GEC-Technology Support	57,933	11,536	19.91%	24,602
GEC-General Support	806,157	24,394	3.03%	35,093
General System Consultant	48,160	17,654	36.66%	3,948
Traffic Modeling	3,678	-	-	-
Traffic and Revenue Consultant	-	9,316	-	59,386
Total Operations and Maintenance Consulting	**1,107,801**	**133,879**	**12.09%**	**175,964**

Central Texas Regional Mobility Authority
MoPac Income Statement
For the Period Ending August 31, 2026

	MoPac Budget Amount FY 2027	MoPac Year to Date	Percent of Budget	MoPac Prior Year to Date
Roadway Operations and Maintenance				
Roadway Maintenance	367,348	30,558	8.32%	30,567
Landscape Maintenance	363,375	36,790	10.12%	35,570
Maintenance Supplies-Roadway	20,419	-	-	-
Natural Gas	12,000	1,461	12.18%	984
Electricity - Roadways	12,137	2,272	18.72%	2,063
Total Roadway Operations and Maintenance	**775,279**	**71,081**	**9.17%**	**69,184**
Toll Processing and Collection Expense				
Image Processing	100,698	26,508	26.32%	-
Tag Collection Fees	682,267	208,605	30.58%	151,294
PBM Incentive	10,000	-	-	-
Total Processing and Collection Expense	**792,965**	**235,114**	**29.65%**	**151,294**
Toll Operations Expense				
Law Enforcement	33,320	-	-	-
ETC Maintenance Contract	1,628,000	-	-	-
Transaction Processing Maintenance Contract	46,000	7,416	16.12%	-
ETC Toll Management Center System Operation	31,400	-	-	16,813
Total Toll Operations Expense	**1,738,720**	**7,416**	**-**	**17,047**
Total Operations and Maintenance	**4,414,765**	**447,490**	**10.14%**	**413,490**
Other Expenses				
Special Projects and Contingencies				
HERO	74,609	-	-	17,400
Customer Relations	500	-	-	-
Total Special Projects and Contingencies	**75,109**	**-**	**-**	**17,400**
TOTAL OPERATING EXPENSE	**4,610,874**	**450,574**	**9.77%**	**430,972**
Income before Non-Cash Expense	**25,775,626**	**5,876,568**	**22.80%**	**3,745,424**
Non-Cash Expenses				
Amortization Expense				
Amortization Expense - Intangible Software	17,000	2,832	16.66%	2,832
Total Amortization Expense	**17,000**	**2,832**	**-**	**2,832**

Central Texas Regional Mobility Authority
MoPac Income Statement
For the Period Ending August 31, 2026

	MoPac Budget Amount FY 2027	MoPac Year to Date	Percent of Budget	MoPac Prior Year to Date
Depreciation Expense				
Depreciation Expense - Highways and Bridges	6,000,000	913,787	15.23%	910,830
Depreciation Expense - Toll Equipment	1,000,000	149,511	14.95%	73,131
Depreciation Expense - Signs	32,000	4,758	14.87%	4,758
Total Depreciation Expense	**7,032,000**	**1,068,056**	**15.19%**	**988,720**
TOTAL NON-CASH EXPENSE	**7,049,000**	**1,070,888**	**15.19%**	**991,552**
Operating Income	**18,726,626**	**4,805,679**	**25.66%**	**2,753,872**
Non-Operating Expenses				
Interest Expense - Debt Obligations	655,626	106,139	16.19%	114,266
CAMPO RIF Payment	10,000,000	-	-	-
Total Non-Operating Expenses	**10,655,626**	**106,139**	**1.00%**	**114,266**
TOTAL EXPENSES	**22,315,500**	**1,627,602**	**7.29%**	**1,536,790**
Net Income	**8,071,000**	**4,699,540**	**58.23%**	**2,639,607**

Central Texas Regional Mobility Authority
Balance Sheet
as of August 31, 2026

	System as of 8/31/26	MoPac as of 8/31/26	Consolidated as of 8/31/26	Consolidated as of 8/31/25
ASSETS				
Current Assets				
Cash				
Regions Operating Account	173,894	-	173,894	139,962
Cash in TexStar	1,544,688	-	1,544,688	1,532,959
Regions Payroll Account	161,190	-	161,190	117,961
Restricted Cash				
Goldman Sachs	273,582,970	-	273,582,970	474,089,358
Restricted Cash - TexSTAR	7,515,828	-	7,515,828	23,086,272
Treasury SLGS	72,955,283	-	72,955,283	153,985,419
Non-System Cash				
MoPac Operating Account	-	4,315	4,315	4,734
MoPac - Goldman Sachs	-	23,875,247	23,875,247	29,338,158
Headquarters Operating Account	3,357	-	3,357	3,357
Headquarters Security Deposits	-	-	-	28,899
Headquarters Property Management	4,359	-	4,359	60,930
Total Cash and Cash Equivalents	**355,941,569**	**23,879,562**	**379,821,131**	**682,388,009**
Accounts Receivables				
Accounts Receivable - Net	16,537,762	1,854,911	18,392,673	13,747,864
Due From Other Agencies	327,146	-	327,146	292,807
Due From NTTA	3,545,233	-	3,545,233	2,980,848
Due From HCTRA	19,547,982	-	19,547,982	17,172,744
Due From TxDOT	218,573	140,246	358,819	5,553,957
Due From Other Funds	-	2,337,837	2,337,837	2,711,757
Interest Receivable	777,052	-	777,052	1,133,208
Total Receivables	**40,953,747**	**4,332,994**	**45,286,742**	**43,911,725**
Short Term Investments				
Treasuries	208,867,294	-	208,867,294	74,990,374
Agencies	299,088,993	20,000,000	319,088,993	119,688,360
Total Short Term Investments	**507,956,287**	**20,000,000**	**527,956,287**	**194,678,734**
Total Current Assets	**904,851,603**	**48,212,557**	**953,064,160**	**920,978,468**
Capital Assets				
Non-Depreciable Assets				
Construction in Progress	86,129,416	1,376,797	87,506,213	462,572,606
Land	972,235	-	972,235	972,235
Right of Way	89,623,374	-	89,623,374	88,149,606

Central Texas Regional Mobility Authority
Balance Sheet
as of August 31, 2026

	System as of 8/31/26	MoPac as of 8/31/26	Consolidated as of 8/31/26	Consolidated as of 8/31/25
Depreciable Assets - Net Depreciation and Amortization				
Equipment	95,484	-	95,484	121,525
Autos and Trucks	218,956	-	218,956	89,932
Buildings and Toll Facilities	3,670,260	-	3,670,260	3,847,007
Highways and Bridges	2,070,825,411	174,961,092	2,245,786,503	1,844,408,721
Toll Equipment	22,717,427	2,714,076	25,431,502	27,463,226
Signs	9,726,328	133,416	9,859,744	10,527,697
Land Improvements	3,569,396	-	3,569,396	4,111,719
Intangible Assets				
Intangible Software	2,823,798	33,938	2,857,736	4,288,591
Right to Use Assets				
Leases	-	-	-	343,168
Total Capital Assets	**2,290,372,084**	**179,219,318**	**2,469,591,402**	**2,446,896,034**
Other Assets				
Intangible Assets-Net	134,606,541	-	134,606,541	158,094,241
Prepaid Insurance	117,630	-	117,630	96,104
Deferred Outflows (Pension & OPEB related)	1,750,759	-	1,750,759	2,023,955
Total Other Assets	**136,474,929**	**-**	**136,474,929**	**160,214,300**
Total Assets	**3,331,698,617**	**227,431,874**	**3,559,130,491**	**3,528,088,801**
LIABILITIES				
Current Liabilities				
Accounts Payable	7,806,746	389,808	8,196,554	8,793,635
Headquarters Security Deposits Payable	-	-	-	28,897
Interest Payable	10,499,186	106,139	10,605,325	15,697,334
Due to Other Funds	2,243,350	94,487	2,337,837	2,711,871
TCDRS Payable	95,637	-	95,637	92,762
Medical Reimbursement Payable	90	-	90	-
Due to other Agencies	9,135	-	9,135	8,549
Due to HCTRA	1,261,397	-	1,261,397	1,141,388
71E TxDOT Obligation - Short Term	785,371	-	785,371	892,180
Total Current Liabilities	**22,700,912**	**590,435**	**23,291,347**	**29,381,046**
Long Term Liabilities				
Compensated Absences	890,880	-	890,880	864,323
Right to Use Obligations - Lease	-	-	-	410,575
Deferred Inflow - Lease	-	-	-	335,336
Deferred Inflows (Pension & OPEB related)	1,329,524	-	1,329,524	1,060,679
Pension & OPEB Liability	700,721	-	700,721	1,618,061
Long Term Payables	**2,921,125**	**-**	**2,921,125**	**4,288,974**

Central Texas Regional Mobility Authority
Balance Sheet
as of August 31, 2026

	System as of 8/31/26	MoPac as of 8/31/26	Consolidated as of 8/31/26	Consolidated as of 8/31/25
Bonds Payable				
Senior Lien Revenue Bonds:				
Senior Lien Revenue Bonds 2010	97,968,434	-	97,968,434	101,522,545
Senior Lien Revenue Bonds 2011	-	-	-	2,775,503
Senior Lien Revenue Bonds 2015	-	-	-	9,000,000
Senior Lien Refunding Revenue Bonds 2016	28,090,000	-	28,090,000	42,940,000
Senior Lien Revenue Bonds 2018	42,300,000	-	42,300,000	42,261,375
Senior Lien Revenue Bonds 2020A	49,135,000	-	49,135,000	50,265,000
Senior Lien Refunding Bonds 2020B	52,880,000	-	52,880,000	53,610,000
Senior Lien Refunding Bonds 2020C	76,955,000	-	76,955,000	128,105,000
Senior Lien Revenue Bonds 2020E	167,160,000	-	167,160,000	167,160,000
Senior Lien Revenue Bonds 2021B	255,075,000	-	255,075,000	255,075,000
Senior Lien Refunding Bonds 2021D	272,575,000	-	272,575,000	273,125,000
Senior Lien Refunding Bonds 2021E	238,415,000	-	238,415,000	326,360,000
Senior Lien Refunding Bonds 2025A	105,115,000	-	105,115,000	-
Senior Lien Premium 2016 Revenue Bonds	3,857,794	-	3,857,794	5,495,926
Senior Lien Revenue Bond Premium 2018	2,084,275	-	2,084,275	2,318,725
Senior Lien Revenue Bond Premium 2020A	10,250,853	-	10,250,853	10,593,094
Senior Lien Refunding Bond Premium 2020B	9,542,175	-	9,542,175	10,077,251
Senior Lien Revenue Bonds Premium 2020E	18,708,478	-	18,708,478	20,423,865
Senior Lien Revenue Bonds Premium 2021B	50,263,720	-	50,263,720	51,405,392
Senior Lien Refunding Bonds Premium 2021D	40,889,902	-	40,889,902	42,332,489
Senior Lien Refunding Bonds Premium 2025A	10,646,543	-	10,646,543	-
Total Senior Lien Revenue Bonds	**1,531,912,175**	**-**	**1,531,912,175**	**1,594,846,164**
Sub Lien Revenue Bonds:				
Subordinate Lien Refunding Bonds 2016	-	-	-	66,285,000
Subordinate Lien Refunding Bonds 2020D	37,285,000	-	37,285,000	89,345,000
Subordinate Lien Refunding Bonds 2020G	61,570,000	-	61,570,000	61,570,000
Subordinate Lien Refunding Bonds 2025B	97,470,000	-	97,470,000	-
Subordinate Lien BANs 2021C	-	-	-	244,185,000
Subordinate Refunding 2016 Premium	-	-	-	3,466,893
Subordinate Lien Refunding Premium 2020G	5,485,004	-	5,485,004	5,888,976
Subordinate Lien BANS 2021C Premium	-	-	-	10,148,903
Subordinate Lien Refunding 2025B Premium	10,773,341	-	10,773,341	-
Total Sub Lien Revenue Bonds	**212,583,345**	**-**	**212,583,345**	**480,889,771**

Central Texas Regional Mobility Authority
Balance Sheet
as of August 31, 2026

	System as of 8/31/26	MoPac as of 8/31/26	Consolidated as of 8/31/26	Consolidated as of 8/31/25
Other Obligations				
TIFIA Note 2021A - 183S	321,599,414	-	321,599,414	322,001,852
TIFIA Note 2021A - 290E	41,088,581	-	41,088,581	41,088,581
TIFIA Note 2021A - 183A Phase III	106,712,890	-	106,712,890	106,712,890
TIFIA Note 2021F - 183N	250,289,625	-	250,289,625	-
71E TxDOT Obligation - Long Term	37,352,789	-	37,352,789	42,432,738
Regions 2022 MoPac Loan	-	19,590,900	19,590,900	21,090,900
Total Other Obligations	**757,043,300**	**19,590,900**	**776,634,200**	**533,326,962**
Total Long Term Liabilities	**2,504,459,944**	**19,590,900**	**2,524,050,844**	**2,613,351,871**
Total Liabilities	**2,527,160,856**	**20,181,335**	**2,547,342,191**	**2,642,732,918**
NET ASSETS				
Net Assets Beginning	781,364,581	202,550,999	983,915,581	864,612,691
Current Year Operations	23,173,180	4,699,540	27,872,720	20,743,193
Total Net Assets	**804,537,761**	**207,250,539**	**1,011,788,300**	**885,355,883**
Total Liabilities and Net Assets	**3,331,698,617**	**227,431,874**	**3,559,130,491**	**3,528,088,801**

Statement of Cash Flows
For the Month Ending August 31, 2026

	System	MoPac	Consolidated Total
Cash flows from operating activities:			
Receipts from toll fees	$ 51,277,058	$ 5,590,235	$ 56,867,293
Payments to vendors	(19,209,422)	(1,183,125)	(20,392,547)
Payments to employees	(961,544)	-	(961,544)
Net cash flows provided by operating activities	**$ 31,106,092**	**$ 4,407,110**	**$ 35,513,202**
Cash flows from capital and related financing activities:			
Payments on interest	$ (35,309,326)	$ (337,208)	$ (35,646,534)
Payments on obligations	(50,000)	(1,500,000)	(1,550,000)
Payments for construction in progress	(7,909,771)	(39,867)	(7,949,638)
Net cash flows used in capital and related financing activities	**$ (43,269,097)**	**$ (1,877,075)**	**$ (45,146,172)**
Cash flows from investing activities:			
Interest income	$ 4,165,685	$ 208,982	$ 4,374,667
Purchase of investments	(243,731,125)	(20,000,000)	(263,731,125)
Proceeds from sale or maturity of investments	25,000,000	-	25,000,000
Net cash flows provided by investing activities	**$ (214,565,440)**	**$ (19,791,018)**	**$ (234,356,458)**
Net decrease in cash and cash equivalents	**$ (226,728,445)**	**$ (17,260,983)**	**$ (243,989,428)**
Cash and cash equivalents at beginning of year	582,670,014	41,140,545	623,810,559
Cash and cash equivalents at end of year	**$ 355,941,569**	**$ 23,879,562**	**$ 379,821,131**
Reconciliation of change in net position to net cash provided by operating activities:			
Operating Income	$ 36,103,270	$ 4,805,679	$ 40,908,949
Adjustments to reconcile operating income (loss) to net cash provided by operating activities:			
Depreciation and amortization	13,040,933	1,070,888	14,111,821
Bad Debt	(3,303,758)	(155,133)	(3,458,891)
Changes in assets and liabilities:			
(Increase)/Decrease accounts receivables and due from other governments	(1,332,842)	(372,791)	(1,705,633)
Increase in prepaid expenses and other assets	235,260	-	235,260
Increase/(Decrease) in accounts payable	(9,808,945)	(732,551)	(10,541,496)
Increase/(Decrease) in accrued expenses	(3,827,826)	(208,982)	(4,036,808)
Total adjustments	**$ (4,997,178)**	**$ (398,569)**	**$ (5,395,747)**
Net cash flows provided by operating activities	**$ 31,106,092**	**$ 4,407,110**	**$ 35,513,202**
Reconciliation of cash and cash equivalents:			
Unrestricted cash and cash equivalents	$ 58,186,273	$ 20,112,797	$ 78,299,070
Restricted cash and cash equivalents: Current	18,305,932	495,947	18,801,879
Restricted cash and cash equivalents: Noncurrent	279,449,364	3,270,818	282,720,182
Total	**$ 355,941,569**	**$ 23,879,562**	**$ 379,821,131**

CTRMA INVESTMENT REPORT
Month Ending August 31, 2026

	Balance 8/1/2026	Accrued Interest	Additions	Cash Transfers	Withdrawals	Balance 8/31/2026	Rate August 2026
Amount in Trustee TexStar							
General Fund	11,016,033.60	29,972.33			10,500,000.00	546,005.93	3.66%
Trustee Operating Fund	5,064,962.83	21,033.69		(1,500,000.00)		3,585,996.52	3.66%
Renewal and Replacement	8.70					8.70	3.66%
TxDOT Grant Fund	544,209.91	1,689.52				545,899.43	3.66%
Senior Lien Debt Service Reserve Fund	462,546.46	1,435.99				463,982.45	3.66%
2015B Senior Lien 183S Project	418,899.81	1,300.47				420,200.28	3.66%
2015C TIFIA 183S Project Account	832,210.76	2,583.63				834,794.39	3.66%
2018 290E III Senior Lien Project	1,115,477.10	3,463.01				1,118,940.11	3.66%
	19,454,349.17	61,478.64	-	(1,500,000.00)	10,500,000.00	7,515,827.81	
Amount in TexStar Operating Fund	2,785,060.50	9,627.48		4,000,000.00	5,250,000.00	1,544,687.98	3.66%
Goldman Sachs							
Operating Fund	6,706,714.22	19,976.21	171,073.54	(5,000,000.00)	9,056.32	1,888,707.65	3.57%
Senior Debt Service 2010	5,614,242.60	16,829.53		1,845,000.00		7,476,072.13	3.57%
2011 Senior Debt Service Account	8,981.89	26.92				9,008.81	3.57%
2013 Senior Debt Service Fund	47,853.89	143.45				47,997.34	3.57%
2013 Sub DSRF	401,784.40	1,204.41			76,840.25	326,148.56	3.57%
2013 Sub DSF	37,662.52	112.90				37,775.42	3.57%
2015 DSA	125,379.30	375.84				125,755.14	3.57%
2015 Series B Senior Project	2,719,911.27	8,158.73				2,728,070.00	3.57%
2015C TIFIA Project acct	4,982,465.99	14,935.68				4,997,401.67	3.57%
2016 Senior Debt Service Fund	514,132.18	1,541.19				515,673.37	3.57%
2016 Sub Debt Service Fund	1,030,392.79	3,088.76				1,033,481.55	3.57%
2016 Sub Debt Service Reserve Fund	340,706.84	1,021.32				341,728.16	3.57%
2018 290E III Senior Project	2,871,033.43	10,309.77			177,487.78	2,703,855.42	3.57%
2018 Senior Debt Service Fnd 290E III	569,488.09	1,706.71		535,833.34		1,107,028.14	3.57%
2020A Senior Debt Service Account	614,481.92	1,841.53		606,958.34		1,223,281.79	3.57%
2020B Senior Debt Service Fund	402,046.84	1,204.76		553,466.66		956,718.26	3.57%
2020C Sr Debt Service Fund	3,204,192.83	9,603.93		1,416,399.36		4,630,196.12	3.57%
2020D Sub Debt Service Reserve Fund	4,270,180.71	12,799.30				4,282,980.01	3.57%
2020D Sub Debt Sevice Fund	2,438,555.77	7,309.14		915,659.12		3,361,524.03	3.57%
2020E Senior Debt Service Account	8,747.52	21.13		1,236,986.46		1,245,755.11	3.57%
2020E Senior Lien Project	19,086.65	118.19	60,000.00		77,409.69	1,795.15	3.57%
2020E Senior Lien CAP I	1,286.37	3.73				1,290.10	3.57%
2020F Sub Debt Service Fund	38,644.10	115.83				38,759.93	3.57%
2020G Debt Service Reserve	4,750,351.08	14,238.55				4,764,589.63	3.57%
2020G Debt Service Acct	3,406.68	9.88		425,433.34		428,849.90	3.57%
2021A TIFIA Sub Lien Debt Service Reserve	23,653,765.54	70,899.03				23,724,664.57	3.57%

CTRMA INVESTMENT REPORT
Month Ending August 31, 2026

	Balance 8/1/2026	Accrued Interest	Additions	Cash Transfers	Withdrawals	Balance 8/31/2026	Rate August 2026
2021A TIFIA 183S Loan Account	10,282.86	29.82		1,302,078.00		1,312,390.68	3.57%
2021A TIFIA Manor Expressway Loan Acct	1,196.89	2.89		151,896.34		153,096.12	3.57%
2021B Senior Debt Service Fund	14,364.67	34.70				14,399.37	3.57%
2021B Senior Cap I DSA	0.09					0.09	3.57%
2021B Senior Cap I Project	10,027,784.42	30,055.36				10,057,839.78	3.57%
2021B Senior Lien Project	1,046.33	4.58				1,050.91	3.57%
2021C Sub Lien Cap I Project	1,590.71	4.77				1,595.48	3.57%
2021C Sub Lien Debt Service Fund	5,747,231.98	17,226.57				5,764,458.55	3.57%
2021C Sub Lien Project	30,523.44	1,518.35	295,323.16		202,768.29	124,596.66	3.57%
2021D Senior Debt Service Fund	355,423.15	1,063.91		1,949,208.34		2,305,695.40	3.57%
2021E Senior Debt Service Fund	2,019,655.07	6,052.76		1,740,331.62		3,766,039.45	3.57%
2025A Senior Debt Service Fund	5,210,630.54	15,619.64		2,591,791.66		7,818,041.84	3.57%
2025B Sub Debt Service Reserve Fund	9,936,085.73	29,784.90				9,965,870.63	3.57%
2025B Sub Debt Service Fund	1,070,826.54	3,209.96		1,159,750.00		2,233,786.50	3.57%
TxDOT Grant Fund	1,486,953.51	4,457.36				1,491,410.87	3.57%
TxDOT Reimb - US 183N 4th GP Lane	43,014,855.13	128,943.44		(2,000,000.00)		41,143,798.57	3.57%
Renewal and Replacement Fund	4.76	47.75		29,000.00	28,294.84	757.67	3.57%
Revenue Fund	8,442,984.07	16,434.39	45,852,199.20	(53,062,434.29)		1,249,183.37	3.57%
General Fund	24,931,230.52	360,770.00	36,035,750.00	37,801,809.98	97,733,843.62	1,395,716.88	3.57%
Senior Lien Debt Service Reserve Fund	111,996,342.38	335,725.72				112,332,068.10	3.57%
71E Revenue Fund	2,371,848.96	20,006.67	1,086,251.00	1,023,867.89	49,909.81	4,452,064.71	3.57%
MoPac Revenue Fund	108,652.95	4,631.86	405,336.84	(422,952.44)		95,669.21	3.57%
MoPac General Fund	14,507,799.60	73,156.88		614,346.71	312,238.89	14,883,064.30	3.57%
MoPac Operating Fund	4,998,039.33	14,908.95	135,595.34	400,000.00	28,987.32	5,519,556.30	3.57%
MoPac Loan Repayment Fund	1,690,550.36	837.38		1,685,569.57		3,376,957.31	3.57%
	313,351,399.41	**1,262,125.03**	**84,041,529.08**	**(2,500,000.00)**	**98,696,836.81**	**297,458,216.71**	

Amount in Fed Agencies and Treasuries						
Total in Pools - TxStar	22,239,409.67	71,106.12	-	2,500,000.00	15,750,000.00	9,060,515.79
Total in Goldman Sachs FSGF	313,351,399.41	1,262,125.03	84,041,529.08	(2,500,000.00)	98,696,836.81	297,458,216.71
Total in Treasury SLGS	73,123,239.80	185,043.38	-	-	353,000.00	72,955,283.18
Total in Fed Agencies and Treasuries	457,956,287.16	-	95,000,000.00	-	25,000,000.00	527,956,287.16
Total Invested	866,670,336.04	1,518,274.53	179,041,529.08	-	139,799,836.81	907,430,302.84

All Investments in the portfolio are in compliance with the CTRMA's Investment policy and the relevent provisions of the Public Funds Investment Act Chapter 2256.023

José Hernández, CFO
Ann Zigmond, Controller
David Effrein, Finance Manager

CTRMA INVESTMENT REPORT BY FUND
Month Ending August 31, 2026

Fund	TexSTAR	TexSTAR-Trustee	Goldman Sachs	Agencies / Treasuries / SLGS	Balance
Renewal and Replacement Fund	8.70		757.67		766.37
TxDOT Grant Fund	545,899.43		1,491,410.87	9,976,500.00	12,013,810.30
TxDOT Reimb - US 183N 4th GP Lane			41,143,798.57	20,060,156.00	61,203,954.57
Senior Lien Debt Service Reserve Fund	463,982.45		112,332,068.10		112,796,050.55
Senior Debt Service 2010			7,476,072.13		7,476,072.13
2011 Senior Debt Service Account			9,008.81		9,008.81
2013 Senior Debt Service Fund			47,997.34		47,997.34
2013 Sub DSF			37,775.42		37,775.42
2013 Sub DSRF			326,148.56		326,148.56
2015 DSA			125,755.14		125,755.14
2016 Senior Debt Service Fund			515,673.37		515,673.37
2016 Sub Debt Service Fund			1,033,481.55		1,033,481.55
2016 Sub Debt Service Reserve Fund			341,728.16		341,728.16
Operating Fund	3,585,996.52	1,544,687.98	1,888,707.65		7,019,392.15
Revenue Fund			1,249,183.37		1,249,183.37
General Fund	546,005.93		1,395,716.88	388,087,771.16	390,029,493.97
71E Revenue Fund			4,452,064.71	50,036,304.00	54,488,368.71
MoPac Revenue Fund			95,669.21		95,669.21
MoPac General Fund			14,883,064.30	20,000,000.00	34,883,064.30
MoPac Operating Fund			5,519,556.30		5,519,556.30
MoPac Loan Repayment Fund			3,376,957.31		3,376,957.31
2015 Series B Senior Project	420,200.28		2,728,070.00		3,148,270.28
2015C TIFIA Project acct	834,794.39		4,997,401.67	39,795,556.00	45,627,752.06
2018 Senior Debt Service Fnd 290E III			1,107,028.14		1,107,028.14
2018 290E III Senior Project	1,118,940.11		2,703,855.42		3,822,795.53
2020A Senior Debt Service Account			1,223,281.79		1,223,281.79
2020B Senior Debt Service Fund			956,718.26		956,718.26
2020C Sr Debt Service Fund			4,630,196.12		4,630,196.12
2020D Sub Debt Sevice Fund			3,361,524.03		3,361,524.03
2020D Sub Debt Service Reserve Fund			4,282,980.01		4,282,980.01
2020E Senior Lien Project			1,795.15	54,748,712.18	54,750,507.33
2020E Senior Lien CAP I			1,290.10		1,290.10
2020F Sub Debt Service Fund			38,759.93		38,759.93
2020G Debt Service Acct			428,849.90		428,849.90
2020G Debt Service Reserve			4,764,589.63		4,764,589.63
2021A TIFIA Sub Lien Debt Service Reserve			23,724,664.57		23,724,664.57
2021A TIFIA 183S Loan Account			1,312,390.68		1,312,390.68
2021B Senior Cap I Project			10,057,839.78		10,057,839.78
2021B Senior Debt Service Fund			14,399.37		14,399.37
2021B Senior Lien Project			1,050.91	16,623,572.04	16,624,622.95
2021B Senior Cap I DSA			0.09		0.09
2021C Sub Lien Cap I Project			1,595.48		1,595.48
2021C Sub Lien Project			124,596.66	1,582,998.96	1,707,595.62
2021C Sub Lien Debt Service Fund			5,764,458.55		5,764,458.55
2021D Senior Debt Service Fund			2,305,695.40		2,305,695.40
2021E Senior Debt Service Fund			3,766,039.45		3,766,039.45
2025A Senior Debt Service Fund			7,818,041.84		7,818,041.84
2025B Sub Debt Service Fund			2,233,786.50		2,233,786.50
2025B Sub Debt Service Reserve Fund			9,965,870.63		9,965,870.63
2020E Senior Debt Service Account			1,245,755.11		1,245,755.11
2021A TIFIA Manor Expressway Loan Acct			153,096.12		153,096.12
Totals	**7,515,827.81**	**1,544,687.98**	**297,458,216.71**	**600,911,570.34**	**907,430,302.84**

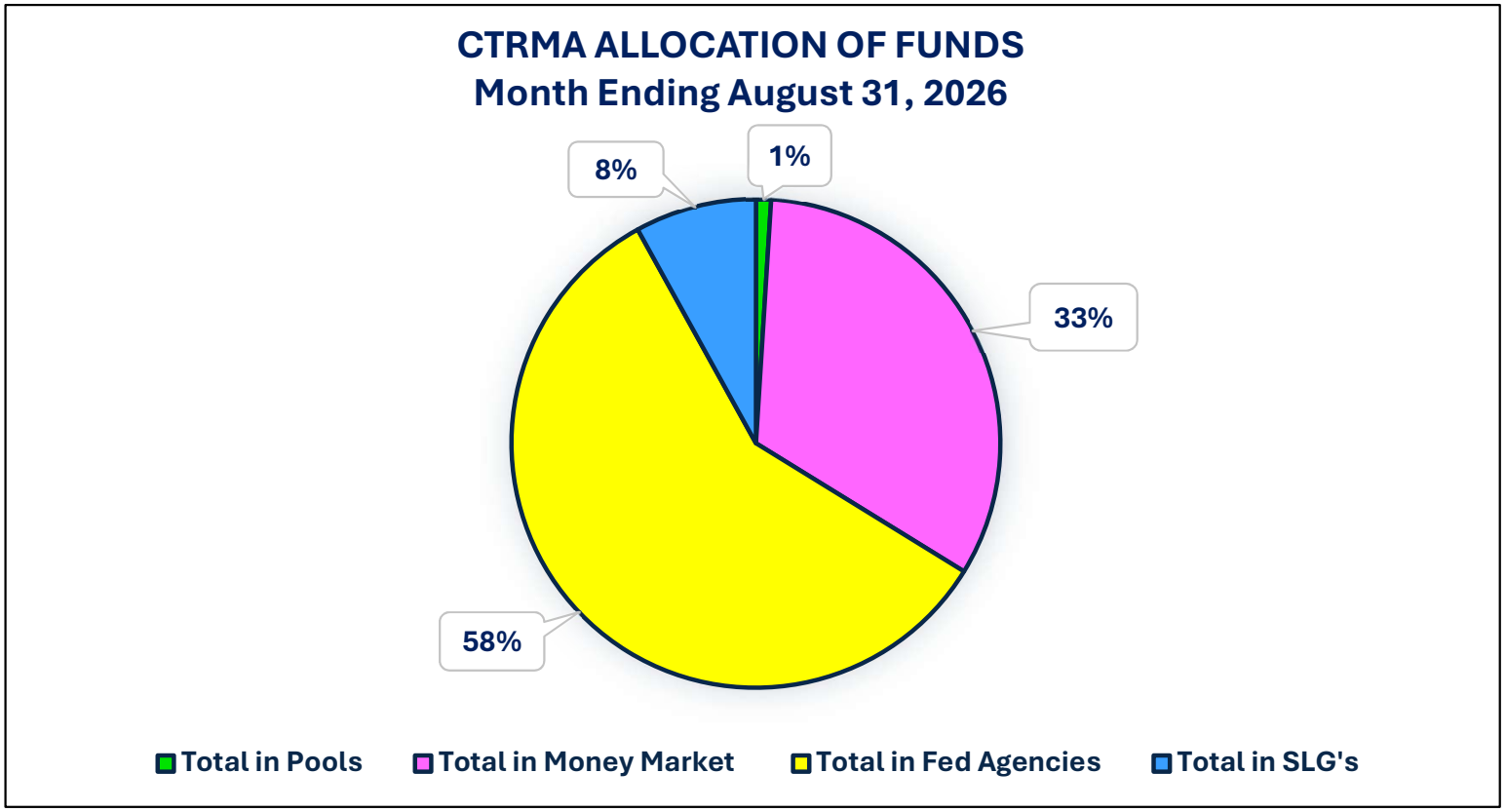
CTRMA ALLOCATION OF FUNDS
Month Ending August 31, 2026
8%
1%
33%
58%
Total in Pools
Total in Money Market
Total in Fed Agencies
Total in SLG's

CTRMA INVESTMENTS

Month Ending August 31, 2026

Fund	Agency	CUSIP #	Yield to Maturity	Purchased	Matures	Market Value	Cost / Book Value	Book Value	Maturity Value	Accrued Interest	Interest Earned
GENERAL	FAMC	31424WU67	3.72%	9/10/2025	9/15/2026	49,972,000	50,000,000	50,000,000	50,000,000		930,000
2015TIFIAP	Treasury	91282CLS8	3.64%	3/10/2026	10/31/2026	20,000,000	20,060,156	20,060,156	20,000,000	296,271	412,500
TXDOT REIM	Treasury	91282CLS8	3.64%	3/10/2026	10/31/2026	20,000,000	20,060,156	20,060,156	20,000,000	296,271	412,500
GENERAL	Treasury	91282CME8	3.80%	7/1/2025	12/31/2026	25,149,500	25,162,000	25,162,000	25,000,000		1,062,500
TXDOTGRANT	FAMC	31424W5C2	3.64%	12/15/2025	12/31/2026	10,000,000	10,000,000	10,000,000	10,000,000		182,000
71E REVENUE	FAMC	31428JBU0	3.54%	2/18/2026	2/23/2027	20,000,000	20,000,000	20,000,000	20,000,000		354,000
GENERAL	Fannie Mae	3136GDPM9	4.50%	8/24/2026	2/26/2027	30,000,000	30,000,000	30,000,000	30,000,000		
71E REVENUE	Treasury	91282CMP3	3.56%	3/6/2026	2/28/2027	20,000,000	20,121,451	20,108,000	20,000,000	121,451	412,500
71E REVENUE	FHLB	313384CM9	3.94%	7/14/2026	3/1/2027	10,245,000	9,996,704	9,996,704	10,000,000		
GENERAL	FAMC	31315KEK2	4.01%	7/10/2026	4/16/2027	20,000,000	19,394,889	19,394,889	20,000,000		
GENERAL	Treasury	91282CET4	3.68%	3/16/2026	5/31/2027	40,000,000	39,506,250	39,506,250	40,000,000	308,654	525,000
2015TIFIAP	Treasury	91282CET4	3.68%	3/17/2026	5/31/2027	20,000,000	19,753,125	19,753,125	20,000,000	154,327	262,500
GENERAL	FAMC	31428JHK6	3.83%	5/7/2026	6/7/2027	40,000,000	40,000,000	40,000,000	40,000,000		127,667
MOPAC GENL	FAMC	31428JPS0	4.10%	7/14/2026	6/30/2027	20,000,000	20,000,000	20,000,000	20,000,000		
GENERAL	FAMC	31428JPN1	4.20%	7/16/2026	7/16/2027	20,000,000	20,000,000	20,000,000	20,000,000		
GENERAL	FAMC	31428JPC5	4.17%	7/13/2026	8/13/2027	20,000,000	20,000,000	20,000,000	20,000,000		69,500
GENERAL	FAMC	31428JQQ3	4.34%	7/28/2026	12/30/2027	20,000,000	20,000,000	20,000,000	20,000,000		
GENERAL	FAMC	31428JQQ3	4.34%	7/28/2026	12/30/2027	15,000,000	15,000,000	15,000,000	15,000,000		
GENERAL	Treasury	91282CBB6	4.32%	7/24/2026	12/31/2027	10,000,000	9,491,797	9,491,797	10,000,000	4,076	
GENERAL	Treasury	91282CGC9	4.32%	7/24/2026	12/31/2027	15,000,000	14,907,735	14,907,735	15,000,000	37,908	
GENERAL	FFCB	3133EWTU4	4.32%	7/30/2026	6/22/2028	20,000,000	19,940,000	19,940,000	20,000,000	87,822	
GENERAL	FHLB	3130BBRH0	4.45%	8/3/2026	6/28/2028	20,000,000	20,000,000	20,000,000	20,000,000		
GENERAL	FHLB	3130BBYJ8	4.42%	8/26/2026	12/28/2028	20,000,000	20,000,000	20,000,000	20,000,000		
GENERAL	FHLB	3130BBUM5	4.48%	8/28/2026	12/28/2028	25,000,000	25,000,000	25,000,000	25,000,000		
					Totals	**530,366,500**	**528,394,263**	**528,380,812**	**530,000,000**	**1,306,780**	**4,750,667**

State and Local Government Series (SLGS)
Month Ending August 31, 2026

Fund	Agency	Arbitrage Yield	Yield	Purchased Date	Purchase Value	Beginning	Accrued Interest	Withdrawals	End Value
2021CPROJ	SLGS	1.83%	2.82%	4/23/2024	35,000,000	35,000,000	625,998.96	34,043,000	1,582,998.96
2021BPROJ	SLGS	1.83%	2.82%	4/23/2024	210,000,000	210,000,000	9,652,072.04	203,028,500	16,623,572.04
2020E PRJ	SLGS	1.83%	2.82%	4/1/2025	72,600,000	72,600,000	2,418,712.18	20,270,000	54,748,712.18
				Totals	**317,600,000**	**317,600,000**	**12,696,783.18**	**257,341,500**	**72,955,283.18**

TexSTAR

MONTHLY NEWSLETTER AUGUST 2026

PERFORMANCE

As of August 31, 2026

Current Invested Balance	$ 13,667,257,933.28
Weighted Average Maturity (1)	32 Days
Weighted Average Life (2)	99 Days
Net Asset Value	0.999874
Total Number of Participants	1163
Management Fee on Invested Balance	0.06%*
Interest Distributed	$ 42,742,653.90
Management Fee Collected	$ 690,095.93
% of Portfolio Invested Beyond 1 Year	6.09%
Standard & Poor's Current Rating	AAAm

Rates reflect historical information and are not an indication of future performance.

August Averages

Average Invested Balance	$ 13,542,497,106.44
Average Monthly Yield, on a simple basis	3.6561%
Average Weighted Maturity (1)	33 Days
Average Weighted Life (2)	101 Days

Definition of Weighted Average Maturity (1) & (2)

(1) This weighted average maturity calculation uses the SEC Rule 2a-7 definition for stated maturity for any floating rate instrument held in the portfolio to determine the weighted average maturity for the pool. This Rule specifies that a variable rate instrument to be paid in 397 calendar days or less shall be deemed to have a maturity equal to the period remaining until the next readjustment of the interest rate. (2) This weighted average maturity calculation uses the final maturity of any floating rate instruments held in the portfolio to calculate the weighted average maturity for the pool.

The maximum management fee authorized for the TexSTAR Cash Reserve Fund is 12 basis points. This fee may be waved in full or in part in the discretion of the TexSTAR co-administrators at any time as provided for in the TexSTAR Information Statement.

HOLIDAY REMINDER

In observance of **Columbus Day, TexSTAR will be closed on Monday, October 12, 2026.** All ACH transactions initiated on Friday, October 9th will settle on Tuesday, October 13th. Standard transaction deadlines will be observed on Friday, October 9th. Please plan accordingly for your liquidity needs.

ECONOMIC COMMENTARY

Market review

In August, continued tensions in the Middle East threatened to complicate the Federal Reserve's objective of bringing inflation back to target. Ongoing attacks on commercial vessels and reduced traffic through the Strait of Hormuz kept concerns about regional energy supplies elevated, while a proposed temporary maritime corridor offered only tentative relief. Although the conflict was not a consistent source of broad market volatility, oil prices remained sensitive to developments, leaving shipping disruptions and the resulting energy inflation as risks to the Fed's price stability mandate. Beyond energy markets, trade tensions also resurfaced in August as U.S.-Canada trade negotiations broke down late in the month, prompting the U.S. to impose 50% tariffs on approximately $27.6 billion of Canadian goods and Canada to announce matching retaliatory measures, adding another potential source of upside inflation risk.

On a backward-looking basis, however, inflation reports showed that price pressures continued to ease in July. The July Consumer Price Index (CPI) rose 0.1% month-over-month (m/m), as energy prices continued to decline from the peak of the conflict and food prices remained contained, bringing the year-over-year (y/y) rate down to 3.4% from 3.5% in June. Core CPI increased 0.2% m/m and 2.5% y/y, supported by a second consecutive 0.1% monthly rise in shelter costs, suggesting rental-market adjustments may be beginning to translate into more moderate housing inflation. The July Personal Consumption Expenditures (PCE) report showed a similar trend, with both headline and core prices rising 0.2% m/m, while the respective y/y rates stood at 3.7% and 3.3%. On the labor market front, the July Jobs Report came in cooler than expected. Payrolls declined by 23,000, well below consensus expectations for an 80,000 increase, while revisions subtracted 103,000 from the prior two months and pulled the three-month average down sharply to 20,000 from 111,000. The unemployment rate edged down to 4.1% from 4.2%, which largely reflected a shrinking labor force rather than improving employment conditions, as participation fell to 61.4% from 61.5% and the labor force contracted by 264,000. Overall, the labor market remains tight. Corporate America is not hiring aggressively, but broad-based layoffs remain limited, with jobless claims still near historical lows. The labor market has cooled, but remains stable enough for the Fed to focus on bringing inflation back to target.

(continued page 4)

INFORMATION AT A GLANCE

PORTFOLIO BY TYPE OF INVESTMENT AS OF AUGUST 31, 2026

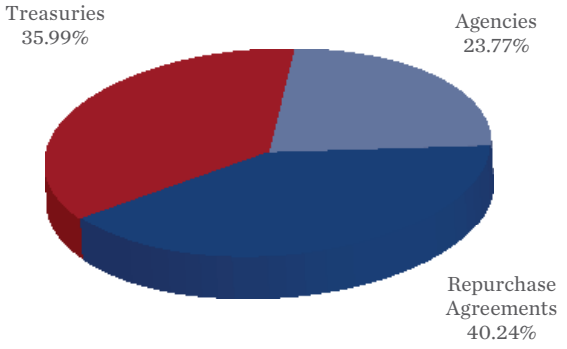

PORTFOLIO BY MATURITY AS OF AUGUST 31, 2026 (1)

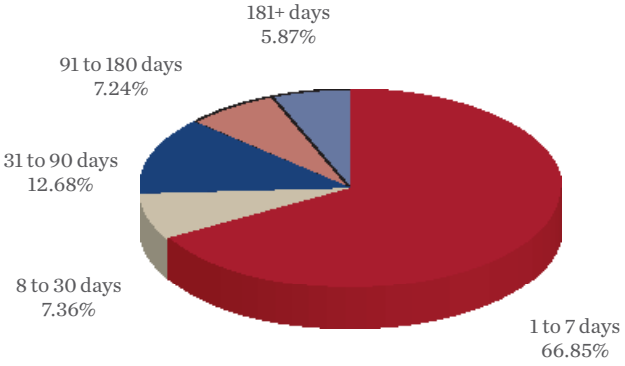

DISTRIBUTION OF PARTICIPANTS BY TYPE AS OF AUGUST 31, 2026

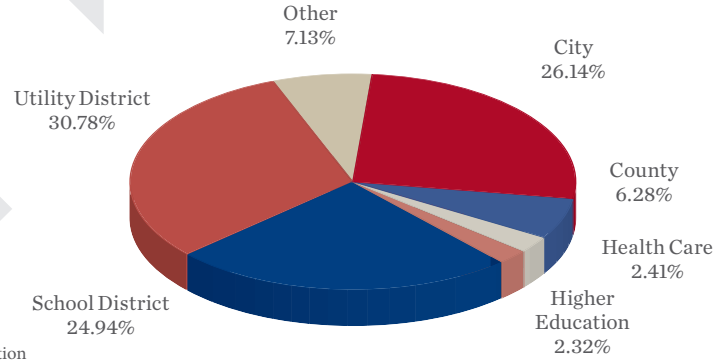

(1) Portfolio by Maturity is calculated using WAM (1) definition for stated maturity. See page 1 for definition

HISTORICAL PROGRAM INFORMATION

MONTH	AVERAGE RATE	BOOK VALUE	MARKET VALUE	NET ASSET VALUE	WAM (1)	WAL (2)	NUMBER OF PARTICIPANTS
Aug 26	3.6561%	$ 13,667,257,933.28	$ 13,665,539,636.17	0.999874	33	101	1163
Jul 26	3.6208%	13,733,755,838.19	13,733,002,428.47	0.999872	36	100	1163
Jun 26	3.6216%	14,088,510,166.60	14,085,969,809.30	0.999819	40	104	1159
May 26	3.5974%	13,969,164,373.89	13,968,175,874.30	0.999929	42	103	1157
Apr 26	3.6378%	14,100,470,888.05	14,100,134,553.14	0.999976	39	100	1157
Mar 26	3.6513%	13,997,013,148.85	13,996,705,855.03	0.999978	41	106	1152
Feb 26	3.6770%	14,876,805,793.89	14,878,473,431.07	1.000077	34	92	1151
Jan 26	3.7074%	14,134,489,687.87	14,136,948,435.43	1.000138	37	95	1150
Dec 25	3.8246%	12,788,699,800.27	12,792,655,256.09	1.000263	41	107	1146
Nov 25	3.9802%	12,728,766,391.86	12,730,994,343.48	1.000175	42	102	1143
Oct 25	4.1164%	13,011,629,049.75	13,014,921,958.46	1.000163	47	100	1140
Sep 25	4.2135%	13,526,011,595.54	13,529,342,119.81	1.000246	49	101	1133

PORTFOLIO ASSET SUMMARY AS OF AUGUST 31, 2026

	BOOK VALUE	MARKET VALUE
Uninvested Balance	$ 898.11	$ 898.11
Accrual of Interest Income	17,858,027.22	17,858,027.22
Interest and Management Fees Payable	(42,757,744.79)	(42,757,744.79)
Payable for Investment Purchased	(375,431,085.41)	(375,431,085.41)
Repurchase Agreement	5,661,283,000.00	5,661,283,000.00
Government Securities	8,406,304,838.15	8,404,586,541.04
TOTAL	**$ 13,667,257,933.28**	**$ 13,665,539,636.17**

Market value of collateral supporting the Repurchase Agreements is at least 102% of the Book Value. The portfolio is managed by J.P. Morgan Chase & Co. and the assets are safekept in a separate custodial account at the Federal Reserve Bank in the name of TexSTAR. The only source of payment to the Participants are the assets of TexSTAR. There is no secondary source of payment for the pool such as insurance or guarantee. Should you require a copy of the portfolio, please contact TexSTAR Participant Services.

TEXSTAR VERSUS 90-DAY TREASURY BILL

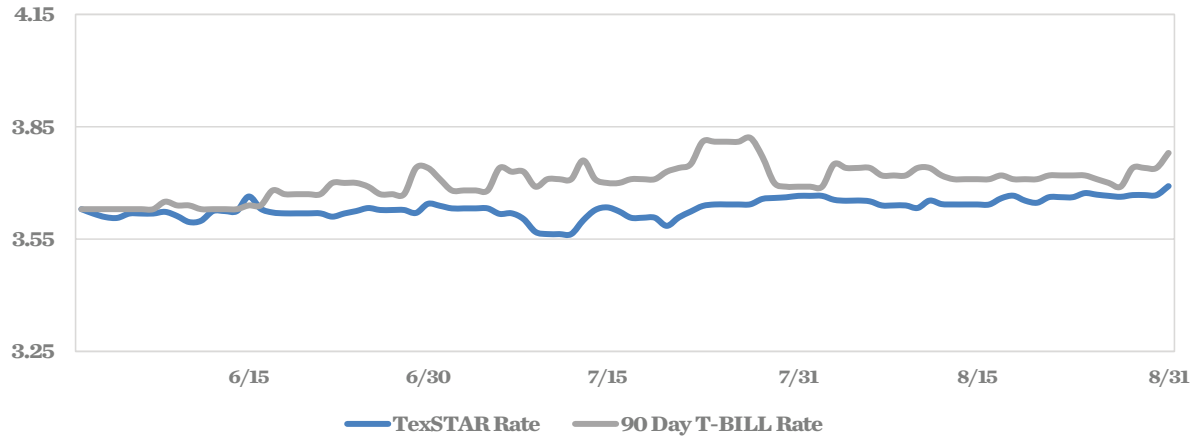

This material is for information purposes only. This information does not represent an offer to buy or sell a security. The above rate information is obtained from sources that are believed to be reliable; however, its accuracy or completeness may be subject to change. The TexSTAR management fee may be waived in full or in part at the discretion of the TexSTAR co-administrators and the TexSTAR rate for the period shown reflects waiver of fees. This table represents historical investment performance/return to the customer, net of fees, and is not an indication of future performance. An investment in the security is not insured or guaranteed by the Federal Deposit Insurance Corporation or any other government agency. Although the issuer seeks to preserve the value of an investment of $1.00 per share, it is possible to lose money by investing in the security. Information about these and other program details are in the fund's Information Statement which should be read carefully before investing. The yield on the 90-Day Treasury Bill ("T-Bill Yield") is shown for comparative purposes only. When comparing the investment returns of the TexSTAR pool to the T-Bill Yield, you should know that the TexSTAR pool consists of allocations of specific diversified securities as detailed in the respective Information Statements. The T-Bill Yield is taken from Bloomberg Finance L.P. and represents the daily closing yield on the then current 90-Day T-Bill. The TexSTAR yield is calculated in accordance with regulations governing the registration of open-end management investment companies under the Investment Company Act of 1940 as promulgated from time to time by the federal Securities and Exchange Commission.

DAILY SUMMARY FOR AUGUST 2026

DATE	MNY MKT FUND EQUIV. [SEC Std.]	DAILY ALLOCATION FACTOR	INVESTED BALANCE	MARKET VALUE PER SHARE	WAM DAYS (1)	WAL DAYS (2)
8/1/2026	3.6656%	0.000100427	$13,733,755,838.19	0.999872	35	101
8/2/2026	3.6656%	0.000100427	$13,733,755,838.19	0.999872	34	100
8/3/2026	3.6551%	0.000100139	$13,807,569,799.56	0.999872	34	99
8/4/2026	3.6525%	0.000100069	$13,789,248,783.61	0.999889	34	98
8/5/2026	3.6532%	0.000100089	$13,708,806,675.02	0.999895	35	99
8/6/2026	3.6509%	0.000100026	$13,668,190,661.97	0.999886	34	99
8/7/2026	3.6400%	0.000099726	$13,638,319,162.60	0.999909	35	99
8/8/2026	3.6400%	0.000099726	$13,638,319,162.60	0.999909	34	98
8/9/2026	3.6400%	0.000099726	$13,638,319,162.60	0.999909	33	97
8/10/2026	3.6332%	0.000099540	$13,514,135,847.62	0.999895	33	101
8/11/2026	3.6530%	0.000100083	$13,581,259,282.16	0.999903	33	102
8/12/2026	3.6436%	0.000099824	$13,476,243,361.35	0.999921	34	103
8/13/2026	3.6426%	0.000099797	$13,271,794,083.45	0.999927	35	104
8/14/2026	3.6426%	0.000099796	$13,354,021,840.55	0.999933	35	104
8/15/2026	3.6426%	0.000099796	$13,354,021,840.55	0.999933	34	103
8/16/2026	3.6426%	0.000099796	$13,354,021,840.55	0.999933	33	102
8/17/2026	3.6591%	0.000100248	$13,504,274,983.36	0.999927	32	100
8/18/2026	3.6661%	0.000100441	$13,460,643,837.27	0.999935	32	100
8/19/2026	3.6528%	0.000100076	$13,283,131,867.47	0.999937	33	103
8/20/2026	3.6472%	0.000099924	$13,361,784,065.74	0.999931	33	102
8/21/2026	3.6621%	0.000100332	$13,293,228,820.39	0.999926	33	103
8/22/2026	3.6621%	0.000100332	$13,293,228,820.39	0.999926	33	102
8/23/2026	3.6621%	0.000100332	$13,293,228,820.39	0.999926	32	101
8/24/2026	3.6730%	0.000100630	$13,261,425,987.37	0.999919	33	101
8/25/2026	3.6688%	0.000100516	$13,446,092,645.86	0.999934	32	102
8/26/2026	3.6656%	0.000100428	$13,750,312,029.51	0.999933	32	100
8/27/2026	3.6631%	0.000100360	$13,779,263,858.71	0.999927	32	100
8/28/2026	3.6677%	0.000100484	$13,720,584,483.09	0.999873	34	101
8/29/2026	3.6677%	0.000100484	$13,720,584,483.09	0.999873	33	100
8/30/2026	3.6677%	0.000100484	$13,720,584,483.09	0.999873	32	99
8/31/2026	3.6916%	0.000101140	$13,667,257,933.28	0.999874	32	99
Average	**3.6561%**	**0.000100168**	**$13,542,497,106.44**		**33**	**101**

TexSTAR

ECONOMIC COMMENTARY (cont.)

In his first Jackson Hole address as Federal Reserve (Fed) Chair, Kevin Warsh struck a notably hawkish tone, emphasizing that inflation remains uncomfortably above the Fed's 2% objective and that policymakers should not prematurely declare victory on price stability. While acknowledging that recent inflation readings were better than expected, he said they had not demonstrated a meaningful improvement in underlying trends and argued that the Fed's predominant focus should remain on prices. Warsh also reiterated his preference for a "quieter Fed," with less reliance on forward guidance and greater emphasis on incoming, real-time data.

Market-implied odds of rate hikes rose after Jackson Hole, causing yields to move higher. Three- and six-month Treasury yields rose 7 and 4 basis points (bps) to 3.83% and 3.99%, respectively. One-year Treasury yields rose by 11 basis points to 4.15% and two-year Treasury yields rose by 5 basis points to 4.34%.

Outlook

Looking ahead, the outlook for monetary policy hinges on inflation and the Fed's confidence that price pressures are moving sustainably back toward its 2% target. Geopolitical and tariff developments present upside risks, while recent data have shown progress but not enough to ease concerns that inflation could remain persistent. Chair Warsh's Jackson Hole remarks reinforced the Fed's focus on price stability and the need for further evidence that underlying inflation is cooling. Against this backdrop, there is scope for a 25 basis point rate hike this year, though the case for rate hikes will depend on how inflation data evolves.

Beyond inflation, geopolitical tensions could slow consumer spending by increasing energy and goods costs, while trade policy uncertainty could weigh on growth by prompting businesses to delay hiring and fixed investment. Still, the second estimate of Q2 GDP showed the economy expanded at a 1.5% annualized pace, while upward revisions to consumer spending and private domestic demand pointed to firmer underlying momentum. Our base case is that GDP growth continues near trend through the remainder of the year, supported by resilient consumer spending, healthy corporate balance sheets, and ongoing investment tied to technology and artificial intelligence (AI).

This information is an excerpt from an economic report dated August 2026 provided to TexSTAR by JP Morgan Asset Management, Inc., the investment manager of the TexSTAR pool.

TEXSTAR BOARD MEMBERS

Monte Mercer	North Central TX Council of Government	Governing Board President
David Pate	Richardson ISD	Governing Board Vice President
Derrick Cotten	City of Frisco	Governing Board Member
David Medanich	Hilltop Securities	Governing Board Secretary
Andrew Linton	J.P. Morgan Asset Management	Governing Board Asst. Sec./Treas
Brett Starr	City of Irving	Advisory Board
Sandra Newby	Qualified Non-Participant	Advisory Board
Ron Whitehead	Qualified Non-Participant	Advisory Board

The material provided to TexSTAR from J.P. Morgan Asset Management, Inc., the investment manager of the TexSTAR pool, is for informational and educational purposes only, as of the date of writing and may change at any time based on market or other conditions and may not come to pass. While we believe the information presented is reliable, we cannot guarantee its accuracy.HilltopSecurities is a wholly owned subsidiary of Hilltop Holdings, Inc. (NYSE: HTH) located at 717 N. Harwood Street, Suite 3400, Dallas, TX 75201, (214) 859-1800. Member NYSE/FINRA/SIPC. Past performance is no guarantee of future results. Investment Management Services are offered through J.P. Morgan Asset Management Inc. and/or its affiliates. Marketing and Enrollment duties are offered through HilltopSecurities and/or its affiliates. HilltopSecurities and J.P. Morgan Asset Management Inc. are separate entities.

HilltopSecurities
Investment Banking Solutions

J.P.Morgan
Asset Management

© 2026 HilltopSecurities Inc. | All rights reserved MEMBER: NYSE/FINRA/SIPC | HTS414892051-1

CENTRAL TEXAS REGIONAL
MOBILITY AUTHORITY

September 30, 2026
AGENDA ITEM #5

Discuss and consider approving the issuance of a request for proposals for customer service, video toll billing, payment processing, collections, enforcement support, and other related revenue collection services

Strategic Plan Relevance:	Innovation
Department:	Operations
Contact:	Tracie Brown, Director of Operations
Associated Costs:	$500,000
Funding Source:	FY26 Operating Budget
Action Requested:	Consider and act on draft resolution

Project Description/Background: The Mobility Authority's toll facilities utilize modern electronic toll collection system (ETCS) technology to capture data from passing vehicles, enabling the agency to collect tolls electronically. The Mobility Authority employs all electronic tolling (AET), in which roadside equipment identifies radio frequency transponders when present and mounted in the vehicles of customers with transponder-based accounts.

Data is initially transmitted to CTRMA's Data Platform System (DPS) and then directed to either the Central United States (CUSIOP) or Southeastern United States (SEIOP) interoperable hub systems for posting and debiting of eligible customer home agency accounts. The Mobility Authority's facilities are interoperable and currently accept TxDOT's TxTag, North Texas Tollway Authority's TollTag, Harris County Toll Road Authority's EZ Tag, Kansas Turnpike Authority's K-TAG, Oklahoma Turnpike Authority's PikePass, Florida Turnpike Enterprise's SunPass, E-ZPass, and other tag and electronic products facilitated by their interoperable partners.

For the remaining vehicles not deemed eligible for CUSIOP or SEIOP posting, the

roadside system captures images of the vehicle's license plate(s). Through the process of optical character recognition (OCR) and/or human image review, image-based transactions, along with the transactional information (location, date/time, classification of the vehicle, toll amount, license plate information, etc.) are sent to the Mobility Authority's Pay By Mail system for revenue collection. Pay By Mail processing includes invoicing, payment processing, customer support/call center services, enhanced enforcement remedies, legal action, and collections activities.

Current Action: The procurement provides a back-office system and the operational staff and support needed to facilitate invoicing and processing (video billing), violation processing, collections, enforcement of unpaid tolls, and customer service to support the Mobility Authority's Pay By Mail program. The services may also include prepaid and postpaid plate-based account management, as well as transponder account management and distribution services.

The procurement process will use several phases to identify a final group of vendors with whom staff will hold interviews and demonstrations to determine which vendor's system, operations, and management structure best align with the Mobility Authority's vision and goals. The Authority will use a best-and-final-offer process to determine the "best value" solution.

The initial term of the contract is seven years. The Mobility Authority shall have the option to extend the contract for two (2) additional two-year renewals. Final details, including the contract terms and renewals, are subject to approval by the Mobility Authority's Board of Directors.

Next Steps: Should the board approve this item, staff will release the Request for Proposal in fall 2026. Vendor responses will be due late winter 2027. Staff expects to present its recommendation for the selected vendor in the summer 2027 board meeting and request approval for the Executive Director to negotiate and execute a contract with the selected vendor.

Previous Actions: In December 2018 the Mobility Authority's Board of Director approved the first amendment to the Agreement with Cofiroute USA outlining the expected recompense for processing and collecting Pay By Mail toll transactions paid from post-paid accounts, overpayments and prior to notice generation *(Pay Item #1)*. The amendment also added pay items related to insufficient funds *(Pay Item #9)* and out of

state license plate lookups *(Pay Item #10)*.

In July 2019, the Board approved Amendment No. 2 to the Agreement with Cofiroute USA to add a new pay item to support the habitual violator program, additional customer service hours, and additional support for the qualified veteran program. A third amendment was approved in February 2023 to allow for a vendor incentive if certain customer service and collection metrics are met.

In September 2024, the Board approved issuing an RFP to a shortlisted group of Proposers. In October 2025, the Board accepted staff's award recommendation and approved a contract in January 2026. In August 2026, the Mobility Authority chose to go with a different approach.

Financing: FY26 Operating Budget

Action Requested/Staff Recommendation: Staff recommends approving the issuance of a Request for Proposals for customer service, video toll billing, payment processing, collections, enforcement support, and other related revenue collection services.

Backup Provided: Draft resolution

GENERAL MEETING OF THE BOARD OF DIRECTORS
OF THE
CENTRAL TEXAS REGIONAL MOBILITY AUTHORITY

RESOLUTION NO. 26-0XX

APPROVING THE PUBLICATION OF A REQUEST FOR PROPOSALS FOR CUSTOMER SERVICE, VIDEO TOLL BILLING, PAYMENT PROCESSING, COLLECTIONS, ENFORCEMENT SUPPORT, AND OTHER RELATED REVENUE COLLECTION SERVICES

WHEREAS, by Resolution No. 18-005, dated February 28, 2018, the Board of Directors of the Central Texas Regional Mobility Authority (the "Mobility Authority") approved an agreement with Cofiroute USA, LLC (now known as ViaPlus by VINCI Highways or "ViaPlus") for pay by mail, violations processing, collections and customer services (the "ViaPlus Agreement"); and

WHEREAS, the ViaPlus Agreement will expire on March 8, 2027; and

WHEREAS, the Mobility Authority has determined that it is in its best interest to pursue a new procurement for these services; and

WHEREAS, the Mobility Authority has an ongoing need for customer service, video toll billing, payment processing, collections, enforcement support, and other related revenue collection services to support the Mobility Authority's Pay By Mail Program; and

WHEREAS, the Executive Director recommends that the Board approve, pursuant to Article 16 of the Mobility Authority's Policy Code, the issuance of a request for proposals ("RFP") for customer service, video toll billing, payment processing, collections, enforcement support, and other related revenue collection services.

NOW, THEREFORE, BE IT RESOLVED, that the Board of Directors hereby authorizes the Executive Director to develop and issue an RFP for customer service, video toll billing, payment processing, collections, enforcement support, and other related revenue collection services.

Adopted by the Board of Directors of the Central Texas Regional Mobility Authority on the 30th day of September 2026.

Submitted and reviewed by:	Approved:
_____	_____
James M. Bass Executive Director	Robert W. Jenkins, Jr. Chairman, Board of Directors

CENTRAL TEXAS REGIONAL
MOBILITY AUTHORITY

September 30, 2026
AGENDA ITEM #6

Discuss and consider approving Supplemental Work Authorization No. 3 to Quarterhill Inc. Work Authorization No. 4 for the 183N Express Lane toll system installation

Strategic Plan Relevance:	Safety and Stewardship
Department:	Operations
Contact:	Greg Mack, Director of IT & Toll Systems
Associated Costs:	$1,768,319.77
Funding Source:	183 North Project Fund
Action Requested:	Consider and act on draft resolution

Previous Actions & Brief History of the Project:

Quarterhill was awarded the 2021 Request for Proposals (RFP) for Electronic Toll Collection System (ETCS) Integration and Maintenance Services. Under this contract, Quarterhill provides toll system installation, integration, and maintenance services for Mobility Authority facilities throughout the Austin metropolitan region. Work Authorization No. 04 authorized Quarterhill to perform toll system installation services for the 183 North Mobility Project.

The scope and budget for Work Authorization No. 04 were developed using the 30% preliminary design plans referenced at the time of authorization. Given the design-build delivery method and the preliminary nature of the design, the work authorization was established with a not-to-exceed funding limit to accommodate anticipated changes as the project advanced.

As is inherent in design-build project delivery, design continued to evolve through Release for Construction (RFC) and during construction. Refinements to design, responses to field conditions, utility coordination, and other project-driven modifications resulted in changes to the final tolling infrastructure requirements. These changes affected the location, configuration, quantity, and installation requirements of toll system

components.

Accordingly, adjustments to Quarterhill's scope of services were required to align with the evolving project conditions and final constructed configuration. These adjustments include changes to material quantities, labor effort, equipment needs, and installation activities necessary to successfully implement the toll system and support project completion.

Financing: 183 North Project Fund

Action requested: Staff recommends the Board approve and authorize the Executive Director to execute Supplemental Work Authorization No. 03 to Work Authorization No. 04 for Electronic Toll Collection System Integration and Maintenance Services with Quarterhill Inc. in support of the 183 North Mobility Project.

Backup provided: Draft Supplemental Work Authorization No. 03 to Work Authorization No. 04
Draft Resolution

GENERAL MEETING OF THE BOARD OF DIRECTORS
OF THE
CENTRAL TEXAS REGIONAL MOBILITY AUTHORITY

RESOLUTION NO. 26-0XX

APPROVING SUPPLEMENTAL WORK AUTHORIZATION NO. 03 TO WORK AUTHORIZATION NO. 04 FOR ELECTRONIC TOLL COLLECTION SYSTEM INTEGRATION AND MAINTENANCE SERVICES WITH QUARTERHILL INC.

WHEREAS, by Resolution No. 21-075, dated December 15, 2021, the Board of Directors of the Central Texas Regional Mobility Authority (the "Mobility Authority") approved an agreement with Quarterhill Inc. ("Quarterhill") for Electronic Toll Collection System (ETCS) Integration and Maintenance Services (the "ETCS Agreement"); and

WHEREAS, the Mobility Authority and Quarterhill entered into Work Authorization No. 04, authorizing Quarterhill to perform toll system installation services for the 183 North Mobility Project; and

WHEREAS, design refinements, field conditions, and construction have changed the toll system's final configuration, requiring adjustments to Quarterhill's scope of services, material quantities, labor, and equipment; and

WHEREAS, the Executive Director and Quarterhill have negotiated proposed Supplemental Work Authorization No. 03 to Work Authorization No. 04, in an amount not to exceed $1,768,319.77 , in the form or substantially the same form attached hereto as Exhibit A; and

WHEREAS, the Executive Director recommends that the Board of Directors approve Supplemental Work Authorization No. 03 to Work Authorization No. 04 and authorize its execution by the Executive Director.

NOW THEREFORE, BE IT RESOLVED, that the Board of Directors hereby approves Supplemental Work Authorization No. 03 to Work Authorization No. 04 with Quarterhill Inc., in an amount not to exceed $1,768,319.77 , in the form or substantially the same form attached hereto as Exhibit A; and

BE IT FURTHER RESOLVED, that the Executive Director is hereby authorized to finalize and execute Supplemental Work Authorization No. 03 to Work Authorization No. 04 on behalf of the Mobility Authority, in the form or substantially the same form attached hereto as Exhibit A.

Adopted by the Board of Directors of the Central Texas Regional Mobility Authority on the 30th day of September 2026.

Submitted and reviewed by:	Approved:
_____	_____
James M. Bass Executive Director	Robert W. Jenkins, Jr. Chairman, Board of Directors

Exhibit A

CENTRAL TEXAS REGIONAL MOBILITY AUTHORITY

****

SUPPLEMENTAL WORK AUTHORIZATION NO. 03
to
WORK AUTHORIZATION NO. 04
TOLL SYSTEM IMPLEMENTATION – PHASE II and PHASE III

ELECTRONIC TOLL COLLECTION SYSTEM INTEGRATION AND MAINTENANCE SERVICES

THIS SUPPLEMENTAL WORK AUTHORIZATION NO. 03 ("SWA No. 30") is made this _____ day of _____ 2026 pursuant to the terms and conditions of the Amended Agreement for Roadside Toll Collection System Installation and Maintenance Services, to the Contract for Toll System Implementation, dated the 14th day of December, 2022 (the Contract) entered into by and between the Central Texas Regional Mobility Authority (the "Mobility Authority" or "CTRMA"), and Electronic Transaction Consultants, LLC (the "TSI," also referred to in attachments to this SWA No. 03 as the "System Integrator" or "SI").

Pursuant to this SWA No. 03, PART II of WA No. 04 is modified as follows:

PART II. The System Integrator Price Sheet documented in **Attachment D** is amended to $11,712,472.77, increasing the maximum amount payable under this WA No. 04 by $1,768,319.77.

IN WITNESS WHEREOF, this Supplemental Work Authorization No. 03 to Work Authorization No. 04 is executed in duplicate counterparts and hereby accepted and acknowledged below.

THE TSI (Electronic Transaction Consultants, LLC)

_____
Signature Date

_____
Typed/Printed Name and Title

CENTRAL TEXAS REGIONAL MOBILITY AUTHORITY
Executed for and approved by the Central Texas Regional Mobility Authority for the purpose and effect of activating and/or carrying out the orders, established policies or work programs heretofore approved and authorized by the Texas Transportation Commission.

_____
Signature Date

James Bass, Executive Director
Typed/Printed Name and Title

LIST OF ATTACHMENTS

Attachment D System Integrator Price Sheet and Budget

ATTACHMENT D

System Integrator Price Sheet

ELECTRONIC TOLL COLLECTION SYSTEM INTEGRATION AND MAINTENANCE SERVICES

DESCRIPTION	UNIT PRICE	WA 4 Quantity (Supp 3)	WA 4 Price (Supp 3)
Fiber Optic Cable (12-Strand SM)	$ 12.97	34,881	$ 452,406.57
Fiber Optic Cable (144-Strand SM)	$ 13.57	45,212	$ 613,526.84
Fiber Optic Cable (6-Strand MM)	$ 9.20	22,600	$ 207,920.00
No. 10 Insulated Electric Conductor	$ 3.85	22,750	$ 87,587.50
Material overages, additional field work required to complete the 183N installation, and a temporary PTZ CCTV installation			$ 112,158.90
			WA 4 (Supp 3)
Total			**$ 1,473,599.81**
20% Contingency			**$ 294,719.96**
Grand Total			**$ 1,768,319.77**

CENTRAL TEXAS REGIONAL
MOBILITY AUTHORITY

September 30, 2026
AGENDA ITEM #7

Discuss and consider approving one or more firms for negotiation of agreements to provide professional engineering services for retaining wall remediation on Mobility Authority facilities

Strategic Plan Relevance:	Safety and Stewardship
Department:	Engineering
Contact:	Mike Sexton, P.E., Director of Engineering
Associated Costs:	Not to Exceed Board Authorized Budgets
Funding Source:	Annual Operating Budgets
Action Requested:	Consider and act on draft resolution

Summary: In March 2022, the Mobility Authority implemented the retaining wall monitoring program whereby specialized monitoring equipment is deployed to track retaining wall movement. The resulting data is analyzed and prioritized based on a variety of factors that inform the need for repair. Once a repair schedule is developed, remediation plans are advanced. The Mobility Authority has implemented retaining wall stabilization and repair improvements on 290 Toll and 183 Toll over the past three years. The retaining wall remediation services will develop repair plans for additional retaining walls in need of corrective action.

The amount payable under these contracts will be determined by individual work authorizations authorized over the contract period and will not exceed Board Authorized Budgets.

Previous Actions/Staff Recommendation: On June 24, 2026 the Board adopted the FY 2027 Operating Budget containing Renewal and Replacement funds for roadway retaining wall repairs.

Staff initiated procurement efforts for retaining wall remediation services on July 6, 2026. A Chronology is provided below:

July 6, 2026	Issued Prequalification Requirements
August 7, 2026	Issued Request for Qualifications (RFQ)
August 28, 2026	RFQ Response Deadline
September 16, 2026	RFQ Response Evaluation & Scoring

In response to the solicitation, eight firms met the necessary prequalification requirements to participate in the RFQ. On August 28, 2026, the Mobility Authority received four statements of qualifications (SOQs) in response to the RFQ. The following four firms, listed in alphabetical order, submitted their SOQs:

- Bridgefarmer & Associates, Inc.
- Huitt-Zollars, Inc.
- Johnson, Mirmiran and Thompson, Inc.
- White Hawk Engineering & Design, LLC

The Mobility Authority Evaluation Team met on September 16, 2026, to discuss the merits and tabulate scores for each SOQ. Based upon these actions, the evaluation committee recommended selection of the two most highly qualified firms.

Financing: Annual Operating Budgets

Action Requested/Staff Recommendation: Approve the Executive Director to negotiate with the two most highly qualified providers for professional engineering services for retaining wall remediation on Mobility Authority facilities. Once satisfactory contracts have been negotiated, the Executive Director will present the proposed contracts to the Board for its approval.

Backup provided: Draft resolution

GENERAL MEETING OF THE BOARD OF DIRECTORS
OF THE
CENTRAL TEXAS REGIONAL MOBILITY AUTHORITY

RESOLUTION NO. 26-0XX

APPROVING ONE OR MORE FIRMS FOR NEGOTIATION OF AGREEMENTS TO PROVIDE PROFESSIONAL ENGINEERING SERVICES FOR RETAINING WALL REMEDIATION ON MOBILITY AUTHORITY FACILITIES

WHEREAS, the Central Texas Regional Mobility Authority (the "Mobility Authority") monitors retaining wall movement to determine repair measures necessary to stabilize retaining walls on Mobility Authority facilities; and

WHEREAS, the Mobility Authority desires professional engineering services for retaining wall remediation on identified retaining walls; and

WHEREAS, on July 6, 2026, the Mobility Authority issued prequalification requirements of which eight (8) firms met prequalification requirements; and

WHEREAS, on August 7, 2026, the Mobility Authority issued a Request for Qualifications ("RFQ") for retaining wall remediation services; and

WHEREAS, the Mobility Authority received four (4) statements of qualifications ("SOQs") in response to the RFQ by the August 28, 2026 deadline; and

WHEREAS, on September 16, 2026, the SOQ responses were reviewed by an evaluation committee, in accordance with the procedures set forth in the RFQ and the Mobility Authority's Policy Code; and

WHEREAS, following the review of SOQ responses the evaluation committee prepared a list of the two (2) most highly qualified respondents, as shown in Exhibit A.

NOW, THEREFORE, BE IT RESOLVED that the Executive Director is authorized to negotiate contracts with the respondents; and

BE IT FURTHER RESOLVED that once satisfactory contracts have been negotiated, the Executive Director shall present the proposed contracts to the Board for its approval.

Adopted by the Board of Directors of the Central Texas Regional Mobility Authority on the 30th day of September 2026.

Submitted and reviewed by:	Approved:
_____	_____
James M. Bass Executive Director	Robert W. Jenkins, Jr. Chairman, Board of Directors

Exhibit A

(To be provided at the board meeting)

CENTRAL TEXAS REGIONAL
MOBILITY AUTHORITY

September 30, 2026
AGENDA ITEM #8

Executive Director Board Report

Strategic Plan Relevance:	Stewardship, Collaboration, Innovation, Service & Safety
Department:	Executive
Contact:	James M. Bass, Executive Director
Associated Costs:	N/A
Funding Source:	N/A
Action Requested:	Briefing and Board Discussion Only

Project Description/Background:

Executive Director Report.

A. Recent agency staff activities.
B. Agency roadway performance metrics.
C. Marketing activities.

Backup provided: None

CENTRAL TEXAS REGIONAL
MOBILITY AUTHORITY

September 30, 2026
AGENDA ITEM #9

Executive Session

Executive Session:

Discuss legal issues related to the development of the Mopac South Project, as authorized by §551.071 (Consultation with Attorney).

CENTRAL TEXAS REGIONAL
MOBILITY AUTHORITY

September 30, 2026
AGENDA ITEM #10

Executive Session

Executive Session:

Discuss legal issues related to claims by or against the Mobility Authority; pending or contemplated litigation and any related settlement offers; or other matters as authorized by §551.071 (Consultation with Attorney).

CENTRAL TEXAS REGIONAL
MOBILITY AUTHORITY

September 30, 2026
AGENDA ITEM #11

Executive Session

Executive Session:

Discuss legal issues relating to procurement and financing of Mobility Authority transportation projects and toll system improvements, as authorized by §551.071 (Consultation with Attorney).

CENTRAL TEXAS REGIONAL
MOBILITY AUTHORITY

September 30, 2026
AGENDA ITEM #12

Executive Session

Executive Session:

Discuss personnel matters as authorized by §551.074 (Personnel Matters).

CENTRAL TEXAS REGIONAL
MOBILITY AUTHORITY

September 30, 2026
AGENDA ITEM #13

Discuss and consider possible action under the Executive Director's Employment Agreement

Strategic Plan Relevance:	Stewardship, Collaboration, Innovation, Service & Safety
Department:	Legal
Contact:	Geoff Petrov, General Counsel
Associated Costs:	TBD by Board Action
Funding Source:	General Fund
Action Requested:	Consider and act on draft resolution

Summary:

Consideration of an action under the Executive Director's employment agreement is scheduled for executive session. This agenda item is posted for the Board to take appropriate action following that discussion.

Backup provided: Draft resolution to be provided at the Board Meeting

CENTRAL TEXAS REGIONAL
MOBILITY AUTHORITY

September 30, 2026
AGENDA ITEM #14

Adjourn Meeting

Adjourn Board Meeting.