

**GENERAL MEETING OF THE BOARD OF DIRECTORS
OF THE
CENTRAL TEXAS REGIONAL MOBILITY AUTHORITY**

RESOLUTION NO. 25-027

**PROHIBITING THE OPERATION OF CERTAIN MOTOR VEHICLES
ON MOBILITY AUTHORITY TOLL FACILITIES PURSUANT TO
THE HABITUAL VIOLATOR PROGRAM**

WHEREAS, Transportation Code, Chapter 372, Subchapter C, authorizes toll project entities, including the Central Texas Regional Mobility Authority (Mobility Authority), to exercise various remedies against certain motorists with unpaid toll violations; and

WHEREAS, Transportation Code §372.106 provides that a “habitual violator” is a registered owner of a vehicle who a toll project entity determines:

(1) was issued at least two written notices of nonpayment that contained:

(A) in the aggregate, 100 or more events of nonpayment within a period of one year, not including events of nonpayment for which: (i) the registered owner has provided to the toll project entity information establishing that the vehicle was subject to a lease at the time of nonpayment, as provided by applicable toll project entity law; or (ii) a defense of theft at the time of the nonpayment has been established as provided by applicable toll project entity law; and

(B) a warning that the failure to pay the amounts specified in the notices may result in the toll project entity’s exercise of habitual violator remedies; and

(2) has not paid in full the total amount due for tolls and administrative fees under those notices; and

WHEREAS, the Mobility Authority previously determined that the individuals listed in Exhibit A are habitual violators, and these determinations are now considered final in accordance with Transportation Code, Chapter 372, Subchapter C; and

WHEREAS, Transportation Code §372.109 provides that a final determination that a person is a habitual violator remains in effect until (1) the total amount due for the person’s tolls and administrative fees is paid; or (2) the toll project entity, in its sole discretion, determines that the amount has been otherwise addressed; and

WHEREAS, Transportation Code §372.110 provides that a toll project entity, by order of its governing body, may prohibit the operation of a motor vehicle on a toll project of the entity if:

(1) the registered owner of the vehicle has been finally determined to be a habitual violator; and

(2) the toll project entity has provided notice of the prohibition order to the registered owner; and

WHEREAS, the Executive Director recommends that the Board prohibit the operation of the motor vehicles listed in Exhibit A on the Mobility Authority's toll roads, including (1) 183A Toll; (2) 290 Toll; (3) 71 Toll; (4) MoPac Express Lanes; (5) 45SW Toll; and (6) 183 Toll.


NOW THEREFORE, BE IT RESOLVED that the motor vehicles listed in Exhibit A are prohibited from operation on the Mobility Authority's toll roads, effective June 25, 2025; and

BE IT FURTHER RESOLVED that the Mobility Authority shall provide notice of this resolution to the individuals listed in Exhibit A, as required by Transportation Code §372.110; and

BE IT IS FURTHER RESOLVED that the prohibition shall remain in effect for the motor vehicles listed in Exhibit A until the respective habitual violator determinations are terminated, as provided by Transportation Code §372.110.


Adopted by the Board of Directors of the Central Texas Regional Mobility Authority on the 25th day of June 2025.

Submitted and reviewed by:



James M. Bass
Executive Director

Approved:



Michael Doss
Secretary, Board of Directors

Exhibit A



CENTRAL TEXAS REGIONAL
MOBILITY AUTHORITY

CTRMA Prohibited Vehicles

#	Full Name	County	ZipCode	License Plate	Plate State	Number of Tolls
1	CHRISTOPHER D DAILEY	Williamson	78628	LCX9822	TX	3575
2	DSI LOGISTIC LLC	Williamson	78681	VFT4445	TX	1268
3	SHAAN ABBAS	Williamson	78641	VPR5439	TX	2251
4	SHANICE VESENTA SASHA ALLEN	Williamson	78641	TGN8419	TX	1901
5	JESSICA ROSE MARIE TOWNSEND	Williamson	78613	LXS9317	TX	2950
6	VERONICA MACIAS KRISTOFFER REUBEN THORNAL	Hays	78640	GRB8641	TX	1605
7	AMANDA MARIE BARKER JEFFERY ALAN REID	Williamson	78681	TNL9161	TX	357
8	MEGHAN LYZBETH HOWKE	Williamson	78664	LCY0235	TX	442
9	DANIA PEREZ	Williamson	78642	TXP1891	TX	1765
10	CHRISTIAN MERRIWEATHER KEVIN MERRIWEATHER	Williamson	78729	VKP5404	TX	1612
11	ANA CELIA ACOSTA	Travis	78759	VCY5660	TX	2159
12	LISA MARIE PADRON	Caldwell	78644	JBP2465	TX	484
13	YOUNG H CHOI	Williamson	78641	VPH5078	TX	1527
14	LISA FELLER	Williamson	78665	MWT4274	TX	415
15	MARCO ESTRADA	Williamson	78634	MCH4623	TX	907
16	ALLEN USSIN	Williamson	78665	RBB3047	TX	282
17	JACQUI MORENO	Travis	78735	PPF3504	TX	511
18	RICARDO MARTIN ALONZO II STEFFANI MARIE ALONZO	Williamson	78642	MRG0918	TX	443
19	AARON CLAYTON MCMILLAN	Williamson	78613	TCN9970	TX	1020
20	ROBERT STACEY MARLIN	Travis	78728	VWG2301	TX	1364
21	MARIAH LYNN RAMOS	Travis	78753	TYP9909	TX	1384
22	MICHAEL NIVERA SANTOS	Williamson	78665	LDK9973	TX	424
23	MARIA C BRITO AVILA	Harris	77450	NVJ3320	TX	1395
24	TIMOTHY BILLOUPS	Williamson	78634	LFC3298	TX	452
25	LOREN MICHELLE MCSWAIN	Williamson	78664	MJY6518	TX	264
26	PAUL T JOHNSON	Williamson	78613	CFT7997	TX	485
27	DIANA B PAYNE	Travis	78750	JBW8393	TX	488
28	MIRKO ENRIQUEZ	Coryell	76522	RBB3064	TX	736
29	TONIE M PREGO	Williamson	76537	PLX7315	TX	678
30	QUADRIK TURNER	Travis	78726	BH2K384	TX	268
31	ALBEIRO PEREZ	Travis	78754	PKZ7249	TX	892
32	BLAKE RICHARD BENNER	Williamson	78628	VVP1109	TX	1221
33	JAIME ENRIQUE RAMIREZ	Caldwell	78616	VTB3509	TX	1196
34	PHILLIP VILLEGAS	Travis	78660	VVK3110	TX	1230
35	KASEY BROWN-KLEPFER	Travis	78728	CXT1198	TX	253



CENTRAL TEXAS REGIONAL
MOBILITY AUTHORITY

CTRMA Prohibited Vehicles

36	MARK CHRISTIAN DOWLING	Williamson	78729	FVW6427	TX	390
37	ANTHONY STEVEN RODRIGUEZ	Tarrant	76021	LXX5135	TX	362
38	BRYAN BLAKE STOVER	Collin	75025	MCY3926	TX	306
39	LAURA SILVESTRE	Bell	76542	PJL0180	TX	677
40	JAMES MICHAEL MERCIER	Travis	78660	TPC2003	TX	1071
41	GUSTAVO RIOS	Williamson	78641	TNK5636	TX	1135
42	CLAUDE BRENT GODBEY	Williamson	78641	RHM5684	TX	1176
43	TREVOR BLAINE NOBIS	Denton	75077	JGD9152	TX	1186
44	MARK LYNN MCCANDLESS	Travis	78753	VPJ4664	TX	1082
45	ASHLEIH JORDAN GRAY	Travis	78748	LXG1010	TX	366
46	DESTINY HICKS	Bell	76549	TNF7114	TX	195
47	ESTELLA GARZA	Williamson	78613	VVL1528	TX	1198
48	VIRGIL MARRINE WHITE	Williamson	78626	VTR8000	TX	290
49	ALLEN DALE EASTMAN	Travis	78753	PPR7034	TX	852
50	JESSEN DREW BANIS MAUREEN DENICE BANIS	Williamson	78664	TVH6444	TX	374
51	CRISTINA MICHELLE ESTEBAN	Travis	78660	TRX3143	TX	919
52	CHRIS LEE FISHER	Bell	76549	DPT6441	TX	1053
53	ROSSEL ALEXANDER ELIAS PALMA	Travis	78741	1N19321	TX	316
54	PHILIP PERKINS	Williamson	78664	RFN8837	TX	535
55	JORGE SALOMON	Williamson	78628	KNR0168	TX	433
56	ISAAC DELAYIAN KELLY	Travis	78725	TRP7594	TX	1166
57	THERESA ALBERT	Travis	78653	VHC1616	TX	1328
58	RANDOLPH A STEVENS	Williamson	78613	TPC2963	TX	781
59	ADRIAN VICTOR CASTRO AUDREY REAN GUTIERREZ	Hays	78610	VTB7553	TX	1390
60	SHAIYANNA BOLDEN	Williamson	78665	VDS6921	TX	1304
61	MARIA ROMANA GARZA SANCHEZ	Hays	78640	WBG2735	TX	360
62	DACIER TORRES DIAZ	Travis	78653	VVL3145	TX	1160
63	RISHIKESH PUNTIKURA	NULL	8052	Y14SXJ	NJ	1121
64	JOSEPH SHANE SHANNON	Williamson	78626	DRJ1411	TX	312
65	MISSY BRIDWELL	Travis	78750	PPM8284	TX	297
66	MARK EDWARD CARTER	Jefferson	77642	RGT1352	TX	583
67	JIMMY LLOYD RIOS	Harris	77065	NVM3487	TX	1236
68	MARIA N KILMER	Fort Bend	77494	KCC9131	TX	720
69	BETSY AMADOR AGUIRRE	Williamson	78613	KCJ1124	TX	306
70	LIMMIE EARL EVANS JR	Colorado	78934	1N19049	TX	271
71	DEANDRA LEANN ALANIZ	Travis	78728	RBS2045	TX	318



CENTRAL TEXAS REGIONAL
MOBILITY AUTHORITY

CTRMA Prohibited Vehicles

72	RICARDO SEGURA	Bastrop	78621	STL7210	TX	1051
73	ANA MARIA MARTINEZ PEREZ	Williamson	78641	VPK1273	TX	1017
74	JAKEL ARMAN JENKINS	Bell	76559	VJK2463	TX	289
75	JORGE ENRIQUE VASQUEZ	Travis	78744	JYV6090	TX	429
76	REPUBLIC LAND DESIGN LLC	Hays	78619	VNC9326	TX	393
77	JOHN NICHOLAS OTTS SUSAN OTTS	Lampasas	76539	LLJ7014	TX	753
78	HADEN GRAYSON LOSE	Williamson	78641	VMP1032	TX	932
79	JOANNA MARIE RIOS	Williamson	76537	MWT9854	TX	583
80	ELIZABETH GRIFFIN	Williamson	78634	PGF6594	TX	204
81	TANISHA LARAE FRANSIOLI	Williamson	78681	RLK3690	TX	626
82	JIMMY DON TOMPKINS	Travis	78748	MKV9879	TX	584
83	DANAYA LYNNE MCGANTY	Bastrop	78621	TZZ1634	TX	1160
84	HERIBERTO FIGUEROA TELLEZ	Travis	78753	VVL5844	TX	1058
85	OS ENTERPRISES INC	Cameron	78593	RFB0719	TX	937
86	JEREMY MICHAEL CHANCELLOR	Travis	78744	VPK3047	TX	1290
87	BRANDON LYNCH	Williamson	78641	TWK8880	TX	891
88	BRIDGETT D COLLINS WOOLEY	Travis	78660	SFB5344	TX	536
89	LAKRISTA MOOTHERY	Travis	78660	RWT7418	TX	238
90	ELIZA MARIE SANCHEZ	Travis	78757	LZP9432	TX	638
91	MARY ELIZABETH POLSKI	Travis	78748	KVM0984	TX	254
92	PATRICIA ANN WILFORD	Travis	78758	PZC1859	TX	962
93	JENESSA LIZETTE BUENAVISTA JOSE ROBERTO GONZALES JR	Travis	78653	VJG7243	TX	1302
94	KIMBERLY CABRERA	Williamson	78665	GKB5677	TX	328
95	CIM ENTERPRISES INC	Travis	78744	VHC1447	TX	311
96	INMAR GERSON AMAYA SR	Dallas	75061	TCC6131	TX	387
97	LAURA SATTLER	Williamson	78634	KYV6312	TX	981
98	PATRICK SULLIVAN	Williamson	78642	VWD1529	TX	883
99	REBECCA ANNE RICE	Travis	78748	MNN9819	TX	303
100	ROBERT H RANGEL JR MARTINA SANTOS RANGEL	Travis	78660	RMN7096	TX	370
101	DEREK WADE CULVER	Williamson	78664	TWL0805	TX	947
102	SHARASHAIKA DESHAE SLEDD	Bell	76513	VPK4158	TX	1074
103	SAGRARIO L RANGEL-MIRANDA	Travis	78645	VJR8671	TX	411
104	ANTWONETTE OMINESE MCCORBIN	Travis	78617	VTB3543	TX	1084
105	PEYTON KEVIN HARMON	NULL	78641	VXP4051	TX	955
106	CHRISTIAN INEZ ZAMORA RICARDO ANTONIO CADER PORTILLO	Travis	78741	PGL2033	TX	457
107	ALEJANDRO HERNANDEZ	Williamson	78664	1L89313	TX	211



CENTRAL TEXAS REGIONAL
MOBILITY AUTHORITY

CTRMA Prohibited Vehicles

108	JAQUELLINE MARTINEZ RIVAS	Travis	78724	VJG5843	TX	1167
109	CLAYTON REID SCHMIDT	Comal	78132	PGF2597	TX	246
110	ALLEN VILLEGAS MARIA ISABEL VILLEGAS	Bastrop	78602	MDT7385	TX	341
111	MARTIN GUADALUPE MARTINEZ	Caldwell	78616	LWN2492	TX	407
112	PATAVIA DANIELLE BEAN	Collin	75035	RKW0437	TX	831
113	VICTOR R SALINAS-ORTA	Travis	78653	VVK2793	TX	1206
114	PEGGY PENA GONZALES CRYSTAL NICOLE BARBOSA	Travis	78653	SLL3700	TX	958
115	KENITH WAYNE PRICE	Travis	78702	BVS8352	TX	285
116	BREYLE BRESHAY RIVERS	Travis	78724	VKY1874	TX	1064
117	RONALD RAY SLOAN	Travis	78660	226C116	TX	293
118	REBECCA ORTIZ MORALES	Bexar	78242	PKW4604	TX	369
119	ERICKA DIANE VILES	Williamson	78641	SJZ9695	TX	593
120	MELINDA BARRERA	Travis	78617	LHS8929	TX	331
121	JORGE LUIS VALDES	Travis	78759	VVL1111	TX	887
122	TRANEICE SUTTON	Travis	78653	T6457K	TX	999
123	BRANDON SKYLAR MUNOZ	Travis	78721	VJS7097	TX	1233
124	SHELLY JEAN ROSE	Williamson	78641	KYD4601	TX	693
125	KASEY LEE JOHNSON JUSTIN CHRISTOPHER JAYROE	Williamson	78613	RWJ2336	TX	713
126	JOSEPH JOHN LABELLA III	Travis	78758	STH1440	TX	460
127	M A SMITH CONTRACTING CO INC	Travis	78728	1L92287	TX	203
128	KAMRIE ANGELIC BLOCK	Williamson	78641	VND3298	TX	837
129	LATISH SHANDA BEACHUM	Travis	78617	VTB3224	TX	1016
130	DIEGO A VEGA	Travis	78744	PLW1013	TX	268
131	JEMIE STEEN VAUGHN	Travis	78744	SBX9378	TX	885
132	WESLEY BENSON	Travis	78645	PFP3475	TX	323
133	DARLYN MIRANDA	Harris	77017	VGP9755	TX	878
134	MARIA ROSARIO GONZALEZ ANDREA GONZALEZ	Williamson	78613	PPM6351	TX	309
135	DEDREA KILAH CARTER	Travis	78741	VXS1596	TX	1363
136	ERNESTINA THOMPSON	Travis	78754	LZP3712	TX	374
137	LEONARDO MIGU MALDONADO OLVERA	Travis	78723	MIKETRX	TX	924
138	TANYA ARLEIN NICHOLS	Travis	78730	RLF6853	TX	389
139	ANNETTE GARZA	Travis	78653	VKZ0115	TX	1175
140	LUIS ANGEL GASPAR	Travis	78617	PJL4794	TX	425
141	PIOTR PIELAK	Travis	78756	VLT1014	TX	846
142	COREY LUTRICK	Hays	78610	PJL8742	TX	307
143	AMANDA STARK	Hays	78640	TYR0531	TX	952



CENTRAL TEXAS REGIONAL
MOBILITY AUTHORITY

CTRMA Prohibited Vehicles

144	VERGIE HOLMES ADAMS	Harris	77530	LPB2950	TX	287
145	MARQUIS GAYLE	Coryell	76522	VBW2703	TX	795
146	PABLO GUTIERREZ MUNOZ	Bastrop	78612	VKX9940	TX	519
147	MARY HERNANDEZ	Williamson	78626	LDD2629	TX	991
148	ROBERT ALAN SHIRLEY TRACY MARIE SHIRLEY	Burnet	78611	NXR3317	TX	326
149	RODNEY GLASPER	Travis	78728	FXL1332	TX	257
150	SILVIA OSORIO-CASTILLO	Bastrop	78612	LXG0832	TX	296
151	MIGUEL A MORALES LEZLIE MORALES	El Paso	79849	SYX7191	TX	217
152	LOGAN NICOLE MARSHALL	Jefferson	77705	SJR0714	TX	488
153	MICHAEL CHRISTOPHER CURTIS	Travis	78660	RNL3255	TX	407
154	RAYMOND LAWRENCE SCOTT WILLAWRENCE WILLIAMS JR	Williamson	78634	FHB1686	TX	581
155	SONIA JOHANNA PADRON MACEDO EVELIA MACEDO MEZA	Travis	78617	RLG3508	TX	475
156	CHRISTI GORE SALAS	Tarrant	76017	RJJ5398	TX	386
157	SANDRA EILEEN GRIMES	Travis	78703	DWW9254	TX	322
158	LUIS A MANAURE ESPINOZA	Bell	76541	VMG5104	TX	785
159	JAMIE FALCON	Travis	78747	THZ5317	TX	683
160	ENRIQUE VELAZQUEZ JR BACILIA OCHOA	Wharton	77437	1M44099	TX	185
161	APRIL SMITH	Hays	78666	LZR4262	TX	290
162	RICHARD JAMES ROBINSON	Williamson	78664	PNF8468	TX	621
163	JASON DEMON GREEN	Bastrop	78621	TYZ7552	TX	904
164	ASHLEY LUMPKIN	Travis	78660	PPF3594	TX	561
165	MUSTANSIR JIVANJEE ARWA JIVANJEE	Travis	78759	VFT6212	TX	861
166	JASMINE ELAINE STOLTZFUS KELLY MARIA BARTLETT	Travis	78702	VYT9494	TX	1066
167	KARLA VIVIANA ALVAREZ RICARDO ALVAREZ	El Paso	79912	SHX6901	TX	531
168	ERIKA MARISELA ALVARENGA GARCIA	Travis	78744	GKZ6343	TX	272
169	JALIAH DOROTHY HAWTHORNE	Travis	78660	KGH6788	TX	830
170	JAVANTE DESHAWN TAYLOR	Travis	78653	SPC4420	TX	1133
171	GIOVANNI JESUS ANGEL GARCIA	NULL	78644	VVK6770	TX	871
172	LOGAN MARSHALL PHELPS	Williamson	78717	TPJ2538	TX	422
173	ALFREDO GOMEZ	Travis	78754	B21542Z	TX	965
174	CIERRA ANN JOHNSON CARLOS FRANCISCO BARRIOS	Williamson	78641	VTR6890	TX	830
175	JEROME ERIC RILEY II	Williamson	78717	VPJ9959	TX	959
176	AMBAR D PIMENTEL RENGIFO	Williamson	78613	RNJ4650	TX	511
177	CRISTIAN ALDA	Bexar	78261	VDG0979	TX	266
178	MI MAIRE KAYLA	Williamson	78641	VXR2269	TX	827
179	PEDRO SANTANA	Caldwell	78616	PNF9107	TX	402



CENTRAL TEXAS REGIONAL
MOBILITY AUTHORITY

CTRMA Prohibited Vehicles

180	AMY DALTON	Travis	78660	SRR8186	TX	535
181	DULCE MARIA VALDES LIMON	Bastrop	78621	1M57569	TX	249
182	CORY ALLEN WELCH	Williamson	78641	VKX9308	TX	740
183	EVER ALONSO QUINTERO SALAS MARISOL SALAS BAZALDUA	Travis	78653	VPK0400	TX	1043
184	MATTHEW HERNANDEZ	Williamson	76574	VBW0425	TX	852
185	SUNNY SUZANNE HALL	Burnet	78611	PWF4514	TX	324
186	BIANCA FABIOLA CASTRO RIVERA ROSAURA RIVERA PEREZ	Travis	78747	RHS2751	TX	323
187	HANNAH IGNACIO	Williamson	78626	FZW2370	TX	210
188	DIANA DEL RIO	Travis	78704	VJG5673	TX	1064
189	GARY PAUL HALIBURTON	Bastrop	78621	PJL7160	TX	285
190	JACK LEWIS THOMPSON CHRISTOPHER SHAWN WALKER	Williamson	78642	VND2882	TX	757
191	NATHANIEL RYAN BAILEY-DELGADO	Bastrop	78602	VVK1500	TX	894
192	CASSANDRA MARIE WARREN	Travis	78753	VPJ5312	TX	767
193	JONATHAN STEPHEN PERALTA RIVER ELIZABETH LAUREN ROBERTS	Williamson	78641	VMM3813	TX	712
194	MICHAEL JAYSON ROGERS	Williamson	78664	VPR5563	TX	643
195	FAITH SANDBERG-RODRIGUEZ	Williamson	78642	TGN4621	TX	707
196	MIGUEL SILVAS	Comal	78130	RLD8259	TX	250
197	MATTHEW PINEDA	Williamson	78641	RYX9417	TX	272
198	ANUARD ALFONSO F LEIJA	Travis	78750	RNL0631	TX	345
199	CANON FIKAC	Williamson	78641	VTK3246	TX	717
200	MARLON E SANCHEZ BATISTA	Travis	78758	VPK2590	TX	839
201	GRACE PATRICIA PICADO	Travis	78653	GKZ9540	TX	977
202	JACKLYN RENE TUCK	Williamson	78664	VJS5065	TX	297
203	NATHAN TYRONE ISAAC	Travis	78752	JCP0381	TX	251
204	CESAR ALEJANDRO SANTOS	Travis	78653	SCG4992	TX	856
205	TOMMY J CUELLAR	NULL	88260	RAD895	NM	280
206	MYEISHA LAVON AUTREY	Travis	78724	VPF0362	TX	1063
207	CALVINESHA J HARVEY	Travis	78721	VXS0210	TX	1086
208	RAQUEL MAESTRE	Williamson	78634	RFP1331	TX	364
209	CLAUDIA ESMERALDA ARIAS	Travis	78653	MHD1254	TX	993
210	ROBERT JEFFERY HOLMES	Williamson	78634	NWK9406	TX	307
211	VERONICA SILICA RODRIGUEZ	Cameron	78586	SKM8165	TX	705
212	DOMINIQUE SMITH	Bell	76548	PNB4697	TX	965
213	PAUL DANIEL ATKISSON	Travis	78753	CNP8627	TX	285
214	DEREK JOHN BECK	Bastrop	78662	PSN8765	TX	220
215	HANNAH THOMAS	Hays	78640	PWH8609	TX	619



CENTRAL TEXAS REGIONAL
MOBILITY AUTHORITY

CTRMA Prohibited Vehicles

216	BILAL ISMAIL	Travis	78726	RRT1600	TX	776
217	BRIDGETTE M GRANT	Travis	78757	RYH6455	TX	307
218	MIKAELA MARIE SALAZAR MARY LOUISE SALAZAR	Travis	78741	VJF9996	TX	850
219	CHRISTLE L ROBINSON JAILA CORIENNE ROBINSON	Williamson	78626	VND2375	TX	726
220	JAMES CHARLES JENKINS	Williamson	78641	RXV1584	TX	293
221	MICHELLE KATRIS E VINS	Burleson	77836	GMAHPY	TX	855
222	ALEAH DIANE FERNANDEZ	Williamson	78634	TYR7459	TX	809
223	JACQUELYN DANNIELLE CORTEZ	Travis	78759	RYZ3234	TX	405
224	JOHN BRETT HULL KRISTINA ELYSE HULL	Williamson	78641	VPF1472	TX	649
225	STEVEN LEE LANGSTON DEBRAH LASHAE PARK	Williamson	78634	VVL0532	TX	784
226	AISHA CHARAI CRAWFORD KACHINA LZAI ROBERTS	Travis	78754	MRF9046	TX	245
227	REED PAPAY	Bastrop	78602	SCL1863	TX	496
228	OGWO TRANSPORT LLC	Burnet	78605	221B974	TX	183
229	SHELLEY RENE MARTINEZ	Travis	78724	VXS0797	TX	971
230	KARNISHA HOWARD	Bell	76504	PVP1337	TX	541
231	SHENETRA SHANTE WRAY	Travis	78724	VFT9099	TX	906
232	JOSE FERNANDO MANZANO	Travis	78754	KLK1373	TX	296
233	JAMES LEE WATTS	Williamson	76537	JHR2723	TX	265
234	CHRISTOPHER LORENZ HOELTER	Travis	78744	JLJ9150	TX	289
235	JESCINA EVERT	Williamson	78641	RFP0582	TX	760
236	MARY RODRIGUEZ AMAYA	Bastrop	78612	RBN7333	TX	243
237	CHARLES PAPA WILSON MIATTA VICTORIA WILSON	Williamson	78628	PLW2253	TX	292
238	MARIO ERNESTO RUIZ	Williamson	78681	GGW1130	TX	167
239	MONICA GUTIERREZ JOSE M GUTIERREZ DE LA TORRE	Travis	78617	VPJ0990	TX	758
240	DENISE ELIZABETH RICH	Williamson	78665	PDZ7548	TX	227
241	GABRIEL THOMAS HOUGH PATRICIA VENCES-BENITEZ	Bastrop	78602	VJF0204	TX	472
242	MESHACH JOSEPH BALDERAS	Williamson	78665	MTB7505	TX	307
243	PPS HOTSHOT LLC	Williamson	78613	VND1180	TX	261
244	BRANDON CURTIS	Williamson	78642	GT47CH	TX	561
245	TAMARA MACK	Travis	78715	CTG3973	TX	224
246	JOSE JAVIER AYALA LOPEZ ROSA E MENDOZA ZEPEDA	Caldwell	78616	MXP5128	TX	328
247	CHARLES ANTHONY WHITE	Travis	78660	FBF0150	TX	231
248	DEBBIE MUNOZ DELRIO	Travis	78750	PPM6739	TX	308
249	BEVERLY SWIST	Travis	78741	2KL RD	TX	466
250	BETTY MURO MARTINEZ	Travis	78728	KJF3149	TX	375
251	ARIES ALEXANDER GARCIA	Galveston	77573	VJV6857	TX	701



CENTRAL TEXAS REGIONAL
MOBILITY AUTHORITY

CTRMA Prohibited Vehicles

252	DAVID ALLEN BEAVER TIFFANY LEANNE FRANCIS	Williamson	78634	RWV7977	TX	324
253	BAILEY FERRELL CROMWELL	Travis	78723	PTY0002	TX	300
254	MICAELA DENISE SHELBY	Travis	78653	VVL8714	TX	1068
255	MALERIE ANN AGUILERA JOSE MANUEL AGUILERA	Travis	78617	SKK2643	TX	360
256	ROBERT JAY WEBSTER	Williamson	78641	GS55JR	TX	260
257	OS ENTERPRISES INC	Cameron	78593	RFB0712	TX	623
258	SHERYL A BARTEK	Travis	78759	DJ3G629	TX	322
259	IRENE MARY FRENCH	Travis	78751	MTX2293	TX	234
260	LEX LEROY WRIGHT LEX LANE WRIGHT	Bell	76549	PVP0595	TX	385
261	CARSON CHAPMAN STEBENNE	Williamson	78717	TNL8145	TX	559
262	JOSE MANUEL VILLEGAS SALAZAR JESSICA LOU GRIMALDO-MALDONADO	Hays	78610	SLF5038	TX	209
263	XAVIER DEON MALVEAUX	Travis	78660	KVS1246	TX	335
264	CURTIS ARON WOLVERTON MEGAN BRADLEY WOLVERTON	Williamson	76574	RPK0789	TX	336
265	KIANA RENEE CLAY	Travis	78753	VVM0543	TX	960
266	HALEY NICOLE MAYS	Travis	78758	VTB6142	TX	636
267	MATTHEW S GAGE	Travis	78725	PWB0858	TX	574
268	STEPHEN JOSEPH ALEXANDER HARP	Williamson	78641	VLT2434	TX	774
269	JOHN SCOTT JENKINS	Travis	78652	TWP3663	TX	749
270	KIM STEWART	Bastrop	78602	CXZ2800	TX	255
271	DEBORAH WHITBY	Travis	78704	FJK2321	TX	504
272	EVERARDO RUIZ MEJIA	Hays	78640	TZH3522	TX	235
273	COLIN BARRETT WILLIAMS	Bexar	78109	PMR7054	TX	845
274	JUAN ARIEL AGUILAR MATIAS	Travis	78714	JBN3047	TX	255
275	KARL JAMES CADENHEAD	Travis	78758	VYF4204	TX	718
276	WILLIAM MINARD ROOSA IV	Travis	78660	369044M	TX	175
277	BRITTNEY MA ABDULLAH-RODRIGUEZ	Travis	78617	VVK1079	TX	866
278	MELYNIA RIVERA	Williamson	78641	TXK3832	TX	694
279	JAMES SINGLETARY	Bastrop	78612	BCC6009	TX	753
280	SHANNA SEWELL	Travis	78758	VVM6516	TX	771
281	LONE STAR LAND DEMOLITION & SERVICES LLC	Williamson	78642	MKX0621	TX	224
282	AARON BRYCE FULLER	San Augustine	75972	SDG5786	TX	431
283	BRIANA S RANDOLPH	Williamson	78613	LGV2077	TX	429
284	MONIQUE LAVONNE NOBLES	Travis	78617	VNG7301	TX	817
285	WHITNEY ARCHON	Williamson	78641	MCX5894	TX	261
286	JENNIFER SLADEK	Hays	78610	PCC5357	TX	311
287	KARL LUCIEN KUHN JR	Williamson	78641	MRD0489	TX	722



CENTRAL TEXAS REGIONAL
MOBILITY AUTHORITY

CTRMA Prohibited Vehicles

288	LINDA JEAN WIGGINS	Hays	78610	RLH0036	TX	331
289	RUSSELL JOHNSON	Williamson	78642	LMJ5578	TX	391
290	DEREK WAYNE BRAZEAL	Milam	76518	MXB4155	TX	241
291	BRYAN GONZALEZ PATINO	Hays	78610	SDH7434	TX	353
292	ROSA EDIT RODRIGUEZ	Travis	78617	SDH3678	TX	256
293	DAVID SERRATO AVILEZ	Travis	78653	GR07FC	TX	313
294	JAMES C MORRISON	Williamson	78642	2XBJX	TX	745
295	COLBERT CURTIS LOUIS LEONARD HEATH ALLEN SEATON	Bexar	78244	THD0046	TX	576
296	DANIEL ZAMORA	Bastrop	78621	VVY6161	TX	920
297	EMMANUEL CHARLES	Travis	78725	STK5866	TX	739
298	ARELY ANA LAURA RIVERA AGUILAR	Bastrop	78602	SPC3679	TX	386
299	STACY ANNE SCHMITT MIA MAE CARWILE	Williamson	78641	RYX6247	TX	343
300	CHRISTINE ANN VALLEJO	Travis	78721	VBP2785	TX	600
301	KILEY WARD	Burnet	78608	PYK8383	TX	338
302	HARPER WILSONWIDDECOMBE	Travis	78660	VNH2239	TX	749
303	ARTURO MENDIETA ZUNIGA	Travis	78660	RFG5402	TX	201
304	JON DAVID LIDELL	Williamson	78626	VTX3886	TX	794
305	ARMANDO ADONAI CHICAS AQUINO	Travis	78744	VVL0645	TX	784
306	JAVIER MORENO JULISSA MORENO SANDOVAL	Bastrop	78621	RZC4305	TX	371
307	JOSE CARCAMO CHONG	Travis	78617	VXR2471	TX	770
308	ARNOLD NOEL VALDEZ JR	Williamson	78634	PMW3411	TX	228
309	KRISTA ALICA DE LA CRUZ SOTO	Williamson	78681	STN5029	TX	368
310	CARLOS ANTONIO GUEVARA RAMOS	Travis	78758	VPF1234	TX	785
311	DANIEL MICHAEL MARRIOTT	Williamson	78641	VWG5231	TX	706
312	SERGIO RODRIGUEZ	Travis	78660	TWJ8657	TX	170
313	JOE RAMOS	Caldwell	78644	RLF5036	TX	264
314	DENISE HENSON	Travis	78721	RTH0090	TX	411
315	XIOMARA MICHELLE LARROY	Travis	78715	VHK0903	TX	368
316	SHANE DILLON IMBLER JR SHANE DILLON IMBLER	Travis	78645	VTB3417	TX	681
317	ROBERTO ALVARADO MONTANO	Bexar	78245	RJS1169	TX	304
318	ALEXANDRIA SHERIDAN ROBERTSON	Travis	78653	VVL1109	TX	943
319	RAYMOND CHARLES WALKER	Travis	78660	HZJ7621	TX	213
320	SANTANA ORLANDO NUNEZ	Travis	78745	SCL7607	TX	395
321	ERNESTO RODRIGUEZ CEPEDA	Travis	78747	TBC9835	TX	265
322	BRENDA YVETTE PUAPUAGA	Travis	78660	HZK3913	TX	243
323	ERIC JOSEPH BOTHNE	Williamson	78641	VND1751	TX	632



CENTRAL TEXAS REGIONAL
MOBILITY AUTHORITY

CTRMA Prohibited Vehicles

324	ROBERT ANTHONY DE LA GARZA	Travis	78728	SLL4833	TX	234
325	DAN STUART LEYENDECKER JR	Travis	78723	RLG4386	TX	232
326	ADOLFO GUILLEN PEREZ ANAKAREN GUTIERREZ	Travis	78725	SNL6264	TX	417
327	BRIANA HOPPER	Travis	78669	SJK9357	TX	332
328	BOBBIE RACHELLE COOK	Bastrop	78612	SMF7639	TX	681
329	DARWIN LOUIS BROWN JR LAIZA MARIE BROWN	Williamson	78628	RFN7121	TX	276
330	JASON WARREN SIMANK	Williamson	76574	SHN4458	TX	220
331	CHRISTOPHER JUAREZ	Williamson	78664	SHK1330	TX	237
332	BALMORHEA TOWING & TRUCK TIRES LLC	Crockett	76943	T5478J	TX	632
333	SENETRIC SIERRA BUNTON	Travis	78653	RMH7027	TX	257
334	NICKOLAS TIBBITS	Williamson	78664	MWT6392	TX	197
335	LESLEY RAE ERWIN	Williamson	78681	TCX7205	TX	384
336	CRYSTAL MARIE TREVINO	Bastrop	78621	VWG5904	TX	919
337	TESLA SERVICE - POND SPRINGS	NULL	78759	SNH8880	TX	479
338	JOSEPH JENSEN	Travis	78645	HLZ6233	TX	281
339	ROGELIO SALDIVAR	Travis	78728	VFS5566	TX	314
340	GLORIA ANN BAINES	Wharton	77453	MBF9401	TX	229
341	MARK ERIC JEFFERY OLLIE JEFFERY	Williamson	78641	VHB8776	TX	380
342	LINDA COOPER CLARK	Smith	75792	PJW4898	TX	821
343	JOSE REFUGIO ARGOTE LOPEZ	Bastrop	78612	VXP9454	TX	719
344	SHELBY LAUREN MOWRY	Williamson	78626	VKS3529	TX	190
345	BRIANNA ALICIA CANTU BRANDON MATTHEW WENNIN	Travis	78660	RFN9287	TX	251
346	RICARDO MARTINEZ-ROMERO	Travis	78617	GZB4321	TX	630
347	ELIJAH ROCK ALGOE	Williamson	76537	NWV4851	TX	185
348	BREIGH ANN ROBERTS	Williamson	78681	SBT0733	TX	219
349	WILLIAM ALEXANDER	Liberty	77535	SKX9375	TX	627
350	KIMBERLY BATTAGLIA HODGE	Kendall	78006	MGP0775	TX	287
351	EZEQUIEL ARISMENDEZ	Williamson	78642	GGT7627	TX	351
352	GERALD WAYNE SCHOEFFLER III	Williamson	78613	TXJ7250	TX	569
353	ANDREA PERKINS	Williamson	78642	PGF3435	TX	450
354	KARALI CARTER	Williamson	78641	VXR9875	TX	649
355	DULCE MARIA VALDES LIMON	Bastrop	78621	1N36656	TX	216
356	JOSE ENRIQUE JIMENEZ-JUAREZ	Bastrop	78621	RYY3234	TX	228
357	BURL DEAN HENRICHS JR	Travis	78736	VFL5364	TX	412
358	DANIEL ENRIQUE MARTINEZ	Travis	78741	PJL4114	TX	232
359	LIMING HUANG	Williamson	78664	SHB3075	TX	236



CENTRAL TEXAS REGIONAL
MOBILITY AUTHORITY

CTRMA Prohibited Vehicles

360	LATRESHA LATRELLE REED THOMAS LAMONT REED	Bastrop	78621	VTB6128	TX	789
361	MICHAEL JAMES ALBRECHT	Williamson	78664	GW78DK	TX	541
362	ALIAY MOZO PELIER	Travis	78660	VVK1450	TX	720
363	ANITA ANN GREEN RODNEY LANCE SMITH	Williamson	78641	SDG6265	TX	246
364	NA KIYAH AYANNA MARIE CLYDE	Travis	78653	VXR9676	TX	718
365	QUINTIN DAVID WILLIAMS JR SIERRA RENEE PINEDA	Bastrop	78602	VJS4491	TX	637
366	RIGOBERTO MARTINEZ	Williamson	78641	KFG6888	TX	636
367	KURT ARNOLD MILLER	Williamson	78665	SPZ5390	TX	274
368	OLGA MARGARITA GOMEZ	Travis	78753	VVK9082	TX	865
369	SARA KAY BROWNING	Bastrop	78602	SHG5296	TX	254
370	CRYSTAL COLUNGA	Williamson	78665	STN5068	TX	422
371	ELISA MARIA RODRIGUEZ	Hays	78640	VNY1944	TX	332
372	SEAN FRANCIS MCDONALD	Bastrop	78602	SCN1399	TX	247
373	NUNEZ SERVICES, LLC	Bastrop	78621	VNF7646	TX	841
374	HAROLD'S USED CARS & PARTS INC	Burnet	78605	TPH3091	TX	661
375	ANGELA DAWN BUDZINSKI	Travis	78721	STK9608	TX	358
376	AMANDA NICOLE OWEN BENJAMIN OWEN	Travis	78645	TRR6720	TX	590
377	DAWN MICHELLE GEORGE	Williamson	78634	VVK6307	TX	523
378	JOSEPH DANIELS	Williamson	78613	GT06KC	TX	225
379	OLDE SKOOL PLUMBING LLC (LSE)	Williamson	78664	TPH3097	TX	598
380	CRISTIAN SILIEZAR	Bastrop	78602	LNJ8907	TX	333
381	MICHAEL WADE CROUCH	Bastrop	78621	TBF0409	TX	797
382	ROBERT R LARA JR KATHERINE WHITNEY LARA	Midland	79706	RHL3992	TX	441
383	PIERRE A FIELDS	Travis	78660	R471076	TX	132
384	GERARDO MARES	Williamson	78641	TGM0089	TX	330
385	KENYA PETERSON	Williamson	78641	VPR5390	TX	591
386	SONYA LYNETTE HENDERSON	Williamson	78641	PLP4451	TX	262
387	TONY MARTINEZ ELEXIS UNIQUE JUAREZ	Bexar	78229	SFL2858	TX	212
388	ANTONIO RODRIGUEZ	Travis	78744	SGF8979	TX	240
389	KELLY JEAN RIOT	Williamson	78641	VGH2489	TX	467
390	VITALY YELAUN	Williamson	78641	VTS1418	TX	590
391	CARTER DREW METCALF	Travis	78728	GORDITA	TX	478
392	ORBELIN PEREZ JAIMEZ	Bastrop	78602	SDD7215	TX	433
393	SHALIA E GONZALEZ ALVAREZ	Travis	78758	VJF2111	TX	561
394	BRANDY SHEREE STANTON	Williamson	78641	VLT1228	TX	555
395	JULIA ELIZABETH CARSON	Travis	78748	SPC5219	TX	194



CTRMA Prohibited Vehicles

CENTRAL TEXAS REGIONAL
MOBILITY AUTHORITY

396	AMARISSA DANIELLE TORRES MATTHEW NOEL TORRES	Bastrop	78612	VJS4113	TX	579
397	GABRIEL AARON MUNIZ RACHEL THERESA STRIEDEL MUNIZ	Williamson	78641	VCZ4976	TX	536
398	JAY ALEXANDER JACOBSON MEGAN SMITH JACOBSON	Williamson	78641	VTS1194	TX	587
399	CHRISTOPHER J PEREZ CARMONA	Travis	78725	VBP2058	TX	614
400	BRAULIO M GONZALEZ VILLA	Travis	78754	FTD1538	TX	575
401	ROSS MICHAEL PARSONS	Hays	78666	VGG5372	TX	702
402	ALEXANDER AGUILAR	Travis	78653	VVS2060	TX	738
403	RPM ENVIRONMENTAL LLC	Williamson	78628	MWH9466	TX	497
404	FRANCISCA ESTHER CALIXTO JOSE CALIXTO MARTINEZ	Travis	78617	VJF1942	TX	630
405	PETER ERIC BARLIN	Travis	78702	PJL0046	TX	251
406	ROBERTO PUJOL AZAHARES YINET CASTANEDA MARTINEZ	Williamson	78634	VWG1601	TX	653
407	JESUS ALBERTO CASTILLO	Hays	78610	NXK8524	TX	228
408	GENA REBECCA ALARCON	Travis	78724	SHJ9175	TX	229
409	SABRINA WRIGHT	Travis	78734	PFH6885	TX	409
410	THEODION VONTE WRIGHT	Travis	78724	VXR9683	TX	743
411	KEVIN WINTERS	NULL	33013	02DJJU	FL	609
412	ABIGAYLE MORGAN WILKINS	Collin	75035	NXZ1614	TX	289
413	VICTOR R TREVINO	Brazos	77845	VMC8543	TX	569
414	FISHER CRITICAL SERVICES	Williamson	78628	PGF8086	TX	573
415	SANDRA ONDRUCH	Travis	78660	RZR9999	TX	242
416	YADIAN HERRERA	Travis	78754	RWT9681	TX	612
417	ABRAHAM ALGARIN	Travis	78739	TLV3595	TX	296
418	ASHTYN JORDAN CAIN	Williamson	78664	PLW4096	TX	213
419	BAILEY CHRISTINE PEREIRA	Williamson	76537	SHB9745	TX	172
420	JOSHUA N ELLIS	Tom Green	76908	PGC1791	TX	609
421	JUAN CARLOS GARCIA MARTINEZ	Travis	78617	RJC3272	TX	213
422	BLAKE RYAN VIKEN	Williamson	78642	VYH9236	TX	540
423	SAMARKUS WILLIAMS	Comal	78130	SLL1352	TX	443
424	KIAHJANAE ECHELLE MUSTIN	Williamson	78634	TSN8632	TX	567
425	CHRISTOPHER MARTINEZ	Caldwell	78616	VKY3116	TX	543
426	SANDRA MORALES	Travis	78653	STK5416	TX	800
427	VENTRA HOSEIN	Harris	77060	PXB6101	TX	454
428	KRISTEN BRIANNA FISCHER	Williamson	78613	VPK0751	TX	350
429	DEVON MCKINLEY LEWIS	Travis	78753	SVX0432	TX	255
430	JOSETTE WISE	Travis	78653	TJW7026	TX	439
431	VEHICLE LEASING LP DBA D&M LEASING LESSOR	Williamson	78634	PSC9964	TX	307



CENTRAL TEXAS REGIONAL
MOBILITY AUTHORITY

CTRMA Prohibited Vehicles

432	ALYSA L CONNELLY	NULL	30666	CRX8778	GA	311
433	KEVIN BRITE	Guadalupe	78156	PFY3588	TX	248
434	JOEL HERNANDEZ GARCIA ANTHONY RIVERA	Travis	78721	TBD1563	TX	795
435	PATRICK THOMAS BUCK	Travis	78660	PVZ8644	TX	201
436	EBONY MICHELLE PERKINS	Travis	78653	VNH4901	TX	724
437	CHRISTINA ELIZABETH CHEATHAM	Williamson	78613	SJS1431	TX	207
438	DANIEL JIMENES FLORES	Travis	78702	1VBVJ	TX	231
439	MARK HUBER	Williamson	78641	PKZ7516	TX	441
440	KELLY VANN	Williamson	78641	RNL3194	TX	276
441	RICHARD TORREZ	Williamson	78628	SJL5043	TX	186
442	MICHAEL SI MONN HAMILTON JR	Williamson	78665	VPK1294	TX	599
443	ORIANA JOSE CHAVEZ RAMIREZ CARLOS ALFREDO PENA RAMIREZ	Travis	78745	TRP4098	TX	380
444	BERNARD FRANKLIN	Williamson	78626	VVT0528	TX	472
445	MARTIN ISAAC ARCIBA	Williamson	78626	SZD1813	TX	279
446	MATTHEW THOMAS ECKSTEIN	Bexar	78023	RWK6592	TX	634
447	LAURA ELIZABETH BECK	Travis	78734	RFN9655	TX	305
448	DANIEL FERNANDO JIMENEZ ORTIZ	Travis	78753	RTY1820	TX	521
449	LAKENYA MASON	Travis	78660	PLW9062	TX	345
450	NORMA ALICIA NORMA	Travis	78617	LZP9277	TX	328
451	JENNIFER BETH COOPER BROCK COOPER	Williamson	78613	SJD0394	TX	431
452	KELSEY NICOLE BROWN	Travis	78749	RLC6784	TX	251
453	KITCHEN AND BATH RESTORATION	Williamson	78729	VJS1945	TX	491
454	GERARDO ERICK LUNA LOREDO	Hays	78610	SRP7529	TX	358
455	MARKEL DE SHON BELL	Travis	78728	6663K28	TX	768
456	KANDELARIA RENEE MONREAL TERRENCE EDWARD FIELDS	Travis	78744	VXS8878	TX	726
457	STRAIGHT LINE SAWING & SEALING INC	Dallas	75050	PWT6243	TX	446
458	ASHLEY MICHELLE OMEAKU	Travis	78660	KVM3885	TX	457
459	SUZANNE BUTLER	Williamson	78641	VJG6409	TX	541
460	KIMBERLY G PORTILLO FIGUEROA	Williamson	78664	VNG8030	TX	689
461	FERNANDO GOMEZ DE LA FUENTE	Travis	78653	VJG6774	TX	796
462	JACOB ROBERT TAMAYO	Hays	78640	KVP7765	TX	368
463	ROBERT DAYTON STEINBACH CAMDEN JOHN RELYEA	Williamson	78626	TBC3610	TX	387
464	HARLAND MCKENZIE	Williamson	78665	LWP2049	TX	143
465	OSCAR POSADA-VEGA	Bastrop	78602	LMJ2677	TX	229
466	TEJAS READY MIX	Hays	78666	TGY8168	TX	177
467	WILLIAM T BROWN II	Travis	78738	TBD6170	TX	330



CENTRAL TEXAS REGIONAL
MOBILITY AUTHORITY

CTRMA Prohibited Vehicles

468	NORIEL GONZALEZ PLA SHARK TRUCK TRANSPORT LLC	Williamson	78626	R701652	TX	176
469	TIMOTHY L GARRETT	Bell	76513	HPD3778	TX	503
470	BRENDS LEE DENNIS	Williamson	78626	VFL6037	TX	204
471	BLUE BASIL AUSTIN LLC	Travis	78750	PYY7469	TX	577
472	HENRY ORNELAS	Comal	78070	KDY3424	TX	761
473	ANIBAL DE LEON	Caldwell	78616	TBD5607	TX	312
474	JOSE NIETO	Bastrop	78621	SLP9726	TX	272
475	ART MAJOR GARNER JEFFERY MACK GARNER	Travis	78660	RSB0158	TX	331
476	EMMA K GABLE	NULL	99353	BVB6166	WA	630
477	JOHN STOKER	Travis	78753	VKX5648	TX	602
478	ROBERT GARZA	Travis	78704	FLH2258	TX	263
479	JEREMY RANDLE NUNEZ TERRIN BRIANN BRANDON	Travis	78748	VVK2014	TX	647
480	JORGE LUIS PEREZ JUAREZ	Hays	78640	TSM3401	TX	178
481	CHRISTIAN J MOLINA	NULL	88005	BCHD69	NM	552
482	THE IRRI-GATORS, LLC	Travis	78660	SYS3304	TX	220
483	RENISHA DEVONA MCKINLEY	Travis	78653	PLX1964	TX	482
484	ANTONIO DENZEL MILES WICKS	Travis	78759	TZH0347	TX	500
485	CODY LEE TRISTAN BEKKI LEBELLE TRISTAN	Williamson	78628	TR1S7AN	TX	497
486	MERCEDES SHAUNTAE GANT	Travis	78653	VWN5580	TX	744
487	CHRISTOPHER EDWARD GORGOL	NULL	78642	VPR5875	TX	526
488	DANIEL JORDAN SHAW	Travis	78750	VTN4556	TX	597
489	KAYAMEISHA KEELY WILLIAMS	Williamson	78664	VBP5963	TX	410
490	BALTAZAR VERA REGALADO VERA BALTAZAR REGALADO JR	Hidalgo	78541	VBJ3481	TX	527
491	VANESSA RIVERA	Travis	78617	VXR9864	TX	669
492	DANIEL ALLEN BUTSCHER	Williamson	78642	AG65851	TX	459
493	AVEN N PURRELL, JR	NULL	85613	PFA90J	AZ	736
494	SANTIAGO JIMENEZ HORTA	Bexar	78221	TCC6059	TX	603
495	JOHN THOMAS PARKER WARREN THOMAS PARKER	Williamson	78641	VKP2230	TX	473
496	DANIEL JOSEPH BROWN	NULL	78660	TYW1063	TX	391
497	DELAISHA ARBONE DESLASHAY FORCEY	Travis	78725	TYR7351	TX	808
498	MICHAEL LYNN NORDIN RACHEL MARIE KATA	Williamson	78664	NYH1677	TX	189
499	JARED JERMAINE HEMPHILL	Travis	78723	PZB4103	TX	305
500	PAUL HENRY BREYFOGLE	Hays	78610	LZK7382	TX	327
501	GLORIA E NAVARRETE GARCIA	Bastrop	78612	TGM7491	TX	257
502	AUSTIN JAMAR	Bastrop	78957	RNK4159	TX	403
503	CRISTHIAN POU YERO	Williamson	78681	VCZ3782	TX	445



CENTRAL TEXAS REGIONAL
MOBILITY AUTHORITY

CTRMA Prohibited Vehicles

504	MICHAEL ADAM MORRIS	Lee	78947	SBZ4004	TX	412
505	HUMBERTO C SANCHEZ	Bastrop	78602	AJ84489	TX	434
506	MISS VANDERSON	Travis	78741	SLK4980	TX	230
507	TERRENCE CHRISTOPHER JACOBS	Williamson	78641	VBK9987	TX	576
508	DULCE ADELINA CAMARENA GOVEA	Travis	78753	RHR9575	TX	227
509	OSCAR J RODRIUGEZ	Travis	78752	THZ7158	TX	548
510	ARIANA AMEYALLI LEON SILVAR	Travis	78653	VKY4892	TX	618
511	ISRAEL CARBAJAL ARELLANO	Travis	78617	TBC8127	TX	512
512	LAURIE BETH MICHEL LEOBARDO MICHEL JR	Caldwell	78644	TGY7345	TX	296
513	FELICIANA MARTINEZ DE NUNEZ	Travis	78724	VFR0841	TX	837
514	JUNIOR ARTURO OLIVA OSORIO	Caldwell	78644	RCS5205	TX	334
515	DOROTHY LASHELLE NAULING	Bastrop	78621	7WNZT	TX	661
516	BENJAMIN SOTO ESQUIVEL	Williamson	78634	SPW3096	TX	309
517	TRAVIS JOHN HOFMANN	Williamson	78642	VXP3452	TX	509
518	ROSELYN DENISE OMUNGO	Comal	78133	VJT4130	TX	549
519	KEAYRA FOSTER	Travis	78725	SZS5655	TX	247
520	MARTHA LORRAINE JONES	Williamson	78634	VNH3499	TX	615
521	SKYLOR J STEWART	Travis	78653	RNZ0692	TX	416
522	TRICIA BAXTER	Travis	78728	SYJ2296	TX	284
523	PATRICK MICHAEL DAVEY CIRILLO	Hays	78640	RNP5967	TX	290
524	RICHARD DARR JR	Travis	78728	SMX8155	TX	156
525	JOHNNY L WILLIAMS, JR	NULL	33034	RYPE15	FL	545
526	MONICA ACOSTA VENTURA	Travis	78744	KXD6464	TX	188
527	RANDY ERNEST REYES	Williamson	78641	VPK8724	TX	463
528	IGNACIO RODRIGUEZ ENCISO	Williamson	78628	TNK5231	TX	289
529	LORENA GARCIA JARALENO	Travis	78723	STK3503	TX	255
530	ILIANA MARTINEZ RICARDO LEON MARQUEZ	Bell	76542	FHD5449	TX	281
531	ROWAN MAE ARMOUR	Hays	78610	PSK8705	TX	489
532	ROGER DALE WISDOM JR	Travis	78732	PGF5882	TX	194
533	DAKOTA SHAWN DWORACZYK	Hays	78640	SHC6597	TX	297
534	ROSLYN MARIE-MONEI RAWLINS	Travis	78617	VHW0997	TX	527
535	SALOMON BANUELOS RODARTE	Tom Green	76903	SVS7183	TX	368
536	CURTIS RAY HALL	McLennan	76708	VCV8261	TX	613
537	NANCY CATALINA ALVARADO SANCHEZ	Travis	78744	SYK2175	TX	274
538	WILLIAM E JONES	Travis	78747	VVX7477	TX	367
539	LEONEL CEPEDA	Williamson	78641	COMPER	TX	516



CENTRAL TEXAS REGIONAL
MOBILITY AUTHORITY

CTRMA Prohibited Vehicles

540	Trysten Kienzl	Williamson	78626	PCJ4219	TX	649
541	CRAIG J MCMILLAN	Williamson	78613	RNK6268	TX	233
542	FELICIA WEATHERBY	Williamson	78642	SXK7752	TX	499
543	APRIL DAWN BURRELL	Williamson	78641	VLT0171	TX	382
544	FRANCISCO J OLVERA MENDOZA	Bastrop	78621	RWW9418	TX	186
545	EMILY ANN GOMEZ	Travis	78748	SPL0197	TX	294
546	NATALIA REYNOSO	Williamson	78641	THJ5566	TX	288
547	MARIA ESTELA MALDONAD MARTINEZ	NULL	78660	VJF7364	TX	439
548	MICHAEL GEORGE SLOVER JR	Travis	78736	VBP8140	TX	350
549	SUSAN DELUNA	Williamson	78681	TMP4814	TX	247
550	PHILIP TRYON	Travis	78660	RHS9573	TX	527
551	JOSE A VASQUEZ	Travis	78725	VGB1390	TX	612
552	ERIKA PENA	Williamson	78642	VWD1307	TX	557
553	JESSICA ANN ROSAS ALBERT T LLAMAS	Bastrop	78957	VPJ5537	TX	572
554	ALEJANDRO VILLAFUERTE DURAN	Travis	78653	SLL5913	TX	312
555	ADAN VALDEZ BERTADILLO	Travis	78617	THW6424	TX	150
556	CHRISTIAN JOHN SERRATOS	Coryell	76522	VDD5671	TX	459
557	JULIA OLIVIA TOCKER	Travis	78723	SIK7514	TX	246
558	ROBIN GERALD GOETZ	Travis	78758	LDY5409	TX	207
559	MARIA ELENA ESQUIVEL LEOPOLDO GARCIA LUNA	McLennan	76706	GXV5601	TX	508
560	JOSE FELIX TOVAR ESTRADA CARMEN RACHEL TOVAR PONCE	Caldwell	78616	SJC9912	TX	188
561	CHRISTINA CARNEY	Caldwell	78644	RGC7134	TX	164
562	JOHN ANTHONY JIMENEZ MARIA ELIZABETH COMADURAN	Hays	78666	TGY9291	TX	458
563	BRYCEAN LIONEL MITCHELL	Travis	78702	VJF1498	TX	576
564	JUAN BARRIGA MORA ROJELIA BARRIGA GOMES	Bastrop	78953	MXP1986	TX	255
565	JOHN JESUS RAMOS MARISA LEIGHANN RAMOS	Brazos	77803	MBV0142	TX	241
566	ALFRED GOVEA	Travis	78653	VXR3469	TX	696
567	DILLAN GENE FLUKE-HANSON	Travis	78758	VLT1391	TX	526
568	TARA L STERMER	Travis	78724	RRZ3827	TX	205
569	JACOB BENJAMIN WELSH	Waller	77445	VJY2920	TX	449
570	WAYNE QUINTON SMITH	Travis	78723	VBP6065	TX	505
571	ANTHONY JUMALL JOHNSON	Hays	78640	VPK2477	TX	615
572	MARIA GUADALUPE GUZMAN MUNIZ	Williamson	78615	SVY4720	TX	232
573	JASON LAMAR JENKINS	Hays	78666	MCJ0435	TX	237
574	BRIAN L CASTANO	NULL	78737	VJG9201	TX	616
575	CASEY NICHOLE WILLIAMS	Bastrop	78602	VTB8400	TX	647



CENTRAL TEXAS REGIONAL
MOBILITY AUTHORITY

CTRMA Prohibited Vehicles

576	MARIA ANGELICA RODRIGUEZ	Travis	78617	LBB4302	TX	207
577	JUSTINA S RODRIGUEZ AMADO SORTO	Travis	78702	VXP8403	TX	439
578	RODRIGO RODRIGUEZ PAVIA	Travis	78725	MTY6715	TX	181
579	NORMA RODRIGUEZ ORONA	Travis	78754	PFR0317	TX	649
580	KIMBERLY SLONE JENKINS	Travis	78652	TBD0796	TX	312
581	AFONSO NARCISO PEDRO	Travis	78702	VVL2819	TX	505
582	ROBERT ALLEN BRISENO RAGEN SHANNELL SALES	Travis	78653	VNF7468	TX	551
583	JERMAINE A BRUCE	NULL	33068	RFSR17	FL	617
584	DAVID LEE KELTCH KAYLA LEANNE RYBA	Burnet	78611	VPR4251	TX	479
585	SERGIO FELIX	NULL	78617	6777L93	TX	604
586	LAQUISHA YVETTE CLEVELAND	Travis	78653	VKL9669	TX	582
587	TYLOR DANIEL FARIES	Lampasas	76550	SXH7519	TX	344
588	EARVIN DAVIS	Williamson	78641	TREE6T4	TX	459
589	JOEL PEREZ	Bexar	78216	TMW3607	TX	396
590	AMY JEANINE GREEN RUDY RAYMOND CAMACHO	Travis	78759	VCY2296	TX	536
591	REMECIA LENESE WEATHERS	Travis	78754	VCY7094	TX	485
592	FDN ENTERPRISES LLC MERCY EKUI NKANSAH	Travis	78745	VKZ0868	TX	569
593	BRET VANCE	NULL	78601	VPF0833	TX	614
594	PATRICK ANTHONY RODRIGUEZ COSTILLO	Travis	78617	SLK3500	TX	276
595	JAMES L MYERS JR	Williamson	78665	HPD0929	TX	287
596	SHAE YATTA HARPER	Bastrop	78621	VMP5651	TX	453
597	SAMER F AL MASLOKI RAYA MAKKI ABBAS AL JANABI	Williamson	78665	VBN8144	TX	528
598	GALEN VERNON GRIFFIN	Travis	78747	RWW0645	TX	535
599	MECHELLE ANTIONETTE DARKS	Bell	76502	VNP6333	TX	529
600	JEFFREY LEE SAULS SENOBIA RAMIREZ	Travis	78653	SCG4070	TX	331
601	DAYTON LEE HARRELL	Williamson	78642	TJM9588	TX	303
602	JOSE ANGEL MEDEL	Williamson	78634	SHC4673	TX	255
603	MARIA D IRACHETA ALVARADO FRANCISCO JA MONTELONGO REYES	Hays	78737	TXN9232	TX	431
604	AMANDA BETH ACHILIKE	Travis	78745	JLJ5069	TX	177
605	VANESSA AIDE TAMBUNGA JOURDAN LOVE JONES	Williamson	78613	VJS5890	TX	481
606	JAVIER JUAREZ MATA	Williamson	76530	FKW6836	TX	621
607	JOHN ERIC COOMBS LORI ANN COOMBS	Williamson	78641	BHX6396	TX	338
608	MAE ALEXIS HARPER	Bastrop	78621	SSL7470	TX	272
609	ADALY ADONAY GAMEZ	Williamson	78641	PVK4465	TX	232
610	MATTHEW JAMES BELMARES RONALD JAMES BELMARES	Williamson	78665	TCH1194	TX	199
611	BRANDON DAVIS	Williamson	78642	PTH7462	TX	299



CENTRAL TEXAS REGIONAL
MOBILITY AUTHORITY

CTRMA Prohibited Vehicles

612	PRISCILLA JENNIFER HOUSARI	NULL	92627	VNH7709	CA	479
613	ROBERT DENNIS PATRICK	Hays	78640	VNH8662	TX	289
614	REYNALDO COBARRUBIA	Williamson	78634	VCB6529	TX	308
615	JAMEE ANDREA TENNEYUQUE	Williamson	78634	SYS6968	TX	237
616	IBRAHIM ABDEL RAHIM KAFAYE ABDALLAH ZAID	Travis	78660	VTB6171	TX	592
617	JASON DEAN SANDERS	Williamson	78613	VVN8772	TX	465
618	BRITTNEY LESHAY WATTERS	Williamson	78664	SXK6785	TX	207
619	DON BENJOHN BRADLEY	Williamson	78626	SDR7833	TX	196
620	PEDRO ORLANDO HERNANDEZ PERAZA	Washington	77833	VVK6764	TX	542
621	ROBERT F COTE	Comal	78130	RKM0740	TX	193
622	ANTHONY MICHAEL LOUIS DUNCAN	Burnet	78605	VPM3806	TX	493
623	JAZMIN ARACELY QUIM CAC	Travis	78753	SHB6906	TX	359
624	CLAUDIA FLORES	Travis	78660	THT1777	TX	272
625	SHYTAVIA EVETT SPEIGHTS	Milam	76577	VTC4827	TX	737
626	DANIEL RAPHAEL ROJAS YANES	Milam	76567	TTC1595	TX	446
627	JENNIFER JUSTINA KRUPALLA	Williamson	78642	JKV9480	TX	266
628	EDGAR LEON	Travis	78758	TLM5101	TX	416
629	GLEN ALLEN TEMPLE	Williamson	78641	VNZ8096	TX	396
630	JOHN JOSEPH TELLO	Williamson	78665	VCZ5591	TX	389
631	LILIANA RUBI MERCADO ERICK LOZANO	Travis	78660	SML1610	TX	168
632	JAMES GREY SMITH	Williamson	78729	VLS9170	TX	356
633	RUTH MCCULLOUGH SHACKLES	Bastrop	78621	MYD9261	TX	193
634	DARCI LYNN BLACKFORD BEAU CHANCE TURNER	Williamson	78634	VND1481	TX	163
635	JOSE LAGUNAS II	Travis	78660	PCB7873	TX	661
636	JOE KENDALL BENNETT	Denton	76227	MGC3765	TX	185
637	JUAN CARLOS FRANCISCO GONZALEZ	Travis	78723	RYW9003	TX	558
638	DAWSON JOSEPH BEIN	Williamson	78613	STN7820	TX	357
639	ALLISON PAIGE CUROE	Travis	78660	RSY0128	TX	216
640	JACQUELINE MONDRAGON-JUAREZ	Bastrop	78621	VJG7143	TX	610
641	RAY VILLEGAS	NULL	78744	SPZ5902	TX	198
642	JANIE CRUZ	Travis	78727	SVY5168	TX	256
643	RANDY CORBETT BUTTS	Caldwell	78644	TWL8739	TX	371
644	RYAN ANTHONY GALLEGO	Travis	78745	KANGARO	TX	314
645	ALEJANDRO VASQUEZ	Travis	78741	PZZ8417	TX	427
646	ASHLEY MONIQUE GORDON	Bell	76541	VWX5410	TX	609
647	JAZMIN JIMENEZ	Harris	77023	SLH6794	TX	561



CENTRAL TEXAS REGIONAL
MOBILITY AUTHORITY

CTRMA Prohibited Vehicles

648	JONIE LYNN HOWARD	Williamson	78664	LDY0909	TX	179
649	COURTNEY JADE MCCARN	Travis	78754	KVP5864	TX	310
650	ALVAREZ LANDSCAPING LLC	Travis	78739	VFV4583	TX	260
651	NICKIE DEANN WILLIAMS JEFFREY LEE WILLIAMS	Burnet	78608	PWF4307	TX	415
652	MAGDIEL GARCIA	Travis	78723	HMG9179	TX	218
653	ALPHONSO SUTTON, JR	Travis	78741	AN34TJ	TX	369
654	JOANNE BRANDE STEVENSON	Williamson	78664	FJY9822	TX	288
655	TIMOTHY LYNN ATTUQUAYEFIO LAURA LEIGH ATTUQUAYEFIO	Williamson	78641	G0GH1NG	TX	392
656	MARIAN ELIZABETH FLYNN SHAWN PATRICK FLYNN	Travis	78660	8PMDW	TX	202
657	AHIGENEYE NGIRAKWIZERA	Travis	78653	RYW1829	TX	438
658	RAUL PINALES JR	Williamson	78664	TJB5579	TX	269
659	BRANDON ORTEGA	Williamson	78626	RWV6389	TX	179
660	NASHMIE ALMASRI	Williamson	78641	VMY5804	TX	432
661	DELMAR LEE BOYER	Travis	78723	KYR2809	TX	264
662	ANNELIESE REBEKAH RUPPEL	Williamson	78642	SYS6327	TX	498
663	KHALID ASWAN RHODEN	Bastrop	78621	MUNCHR	TX	284
664	ROXANNE LOERA	Hays	78610	THZ8538	TX	496
665	JHONY MATUTE VARELA GEILI ORTIZ LEYET	Travis	78653	VJF0737	TX	293
666	CHRISTIANA FLORES	Travis	78724	PPC6745	TX	379
667	KENDALL KIE MATTHEW HUDSON	Travis	78741	VPJ5092	TX	540
668	MARINELL KELM MARTINEZ	Williamson	78642	PZB3616	TX	344
669	LUIS EMILIO ROMERO LUIS ANGEL PUENTES	Travis	78752	PMW4893	TX	185
670	LANDIS RHEA EDWARDS	Travis	78660	TRP7165	TX	244
671	LEONSIO HILARIO ESCALANTE ARREAGA	Bexar	78227	RBS0920	TX	395
672	FRANCISCO J MONTELONGO REYES MARIA IRACHETA ALVARADO	Hays	78737	PPG5861	TX	439
673	DAVID DANIEL CASTRO	Williamson	78641	DCG2768	TX	297
674	TAYLOR CHARLES MANNING	Williamson	78641	VLW4182	TX	424
675	KEVIN D SHARP	Travis	78754	VCY8517	TX	429
676	LAUREL GAONA	Travis	78660	SJK5049	TX	213
677	WASTE CONNECTIONS LONE STAR, INC	Travis	78719	VTB7955	TX	280
678	ANTHONY RAMOS	Williamson	78664	THZ2515	TX	176
679	LORENA JAIME SANCHEZ	Travis	78617	VBY2902	TX	338
680	DAVID O JAIMES	Caldwell	78644	VGZ3856	TX	457
681	BRANDON OVERTON	Travis	78747	DLG7245	TX	330
682	ELIJAH MALIK ROGERS	Travis	78617	VLT3383	TX	430
683	HECTOR NOE BANEGAS MEJIA	Travis	78754	VPJ1943	TX	612



CENTRAL TEXAS REGIONAL
MOBILITY AUTHORITY

CTRMA Prohibited Vehicles

684	HELER REDON	Bell	76549	RPJ0345	TX	297
685	CRYSTAL E TORRES	Travis	78660	VPF0738	TX	349
686	CHELSEA BREDER	Williamson	78642	CX9L629	TX	372
687	KYLE FREDRICK NORTON	Williamson	78717	JGH9091	TX	167
688	NATHAN CORNADO	Bastrop	78602	AMWG59	TX	509
689	JAVIER GARZA	Harris	77091	PMH3365	TX	341
690	DEVIN JEROME GILBERT	Travis	78702	SSL6771	TX	173
691	OLIVIA ROSS	Williamson	78729	TBD3341	TX	253
692	HOMERO ESTRELLA PAREDES	Hays	78640	VFH8368	TX	140
693	ANTONIO OTWANE BAIRD	Williamson	78664	VHL9062	TX	422
694	GLORIA ANN SEGREST	Bell	76502	VMP0549	TX	533
695	JAXON CAYCE SHIPLEY	Williamson	78681	PYB3720	TX	295
696	DOMINIQUE CATRICE PEEVY REGINALD LOUIS PEEVY	Williamson	78641	VYB4442	TX	425
697	JOSEPH RICHARD BASQUES	Williamson	78641	KPW1184	TX	320
698	PETER SHOCK	Travis	78739	DSH7698	TX	431
699	JACOB LAWRENCE SANCHEZ JANIE MARIE SALINAS	Travis	78653	LUCC1D	TX	295
700	JORGE LUIS TOVAR	Caldwell	78616	TCW7079	TX	160
701	JOSIAH L BALDWIN AZUSENA L PEREZ MONTOYA	Hays	78610	VJG6560	TX	586
702	ERIC DOMINGUEZ	Williamson	78626	TDD4362	TX	180
703	JOHN A MEDDERS MARY MEDDERS	Tarrant	76148	DHS8158	TX	251
704	GUALBERTO ARTURO FERMIN	Travis	78754	VVK9173	TX	702
705	ROBERT JAMES WILLIAMS	Williamson	78634	VNH2593	TX	525
706	ISRAEL MARTINEZ	Hays	78640	TCV2419	TX	302
707	SALVIN JEREMIAS MALDONADO	Harris	77037	PMJ8496	TX	300
708	JOHN CHRISTIAN MATTHIAS	Travis	78660	STK8803	TX	210
709	TRENA EASTER	Bell	76504	DS8V382	TX	285
710	HECTOR DAMIAN MERINO MUNOZ	Travis	78744	VHK0745	TX	469
711	KYLE RICHARD NORTON	Travis	78660	TJW5833	TX	387
712	NOEL LANDEROS JR LIZA LAURA MONTALVO	Travis	78745	MVY7819	TX	185
713	SIDNEY NICKOLE COOPER	Hays	78666	SYH6137	TX	204
714	HELCIO ZAMBOTTO	Williamson	78626	MGJ2236	TX	260
715	LE KISHA N JOHNSON-OMISORE	Travis	78728	VPJ3651	TX	335
716	OSMANY A CABRERA CABRERA	Dallas	75052	VBH5152	TX	126
717	WAKE UP WEALTHY LLC	Travis	78746	RTG0658	TX	223
718	LAURA WARREN	Hays	78640	FFG9635	TX	248
719	BRIAN ANTHONY GUTIERREZ	Nueces	78414	TVP7602	TX	437



CENTRAL TEXAS REGIONAL
MOBILITY AUTHORITY

CTRMA Prohibited Vehicles

720	PAIGE BROWN	Travis	78744	TJB6500	TX	233
721	MELISSA GRAY LOVE	Bastrop	78621	SHZ8402	TX	209
722	PATRICIA YADIRA GORDILL GARCIA	Travis	78753	GGH2565	TX	161
723	MARICELA VAZQUEZ ALELO	Williamson	78642	VVF3614	TX	482
724	ROBERT ALLEN WELLS	Travis	78721	TBF2176	TX	470
725	FREDDY YUNIOR BENITEZ BENITEZ RAQUELINA BENITEZ	Travis	78721	VPJ2508	TX	574
726	ANGELA DOMINGUEZ RUIZ	Travis	78759	TLL4777	TX	194
727	ALEXANDER TAYLOR CANNON	Williamson	76574	TWN8175	TX	185
728	GRACE RENEE WARDROP	Williamson	78633	VJG9169	TX	509
729	JOHNNY LOUIS SAATHOFF JR VANESSA VELA	Hays	78640	RRM9683	TX	172
730	DAVID L DEHART JR	Milam	76567	SCP8209	TX	232
731	ANGELA MARIE BROOK	Williamson	78613	VBW0519	TX	460
732	ALYSON MCELMURRY	Williamson	78613	SCG2645	TX	489
733	ROSS LARUE COLLEY	Williamson	78681	SWC2875	TX	188
734	JHEZZLER MOISES ANDRADE CRUZ	Williamson	78665	MRG0044	TX	279
735	BURTON E STOVALL	Williamson	78642	FPB2756	TX	312
736	ROYLER CHERY PEREZ	Williamson	78681	SJF0245	TX	189
737	ALEJANDRO CASILLAS GUERRERO	Hays	78640	RXX8173	TX	220
738	IVAN ANDREW POINTER	Williamson	78642	RPJ1629	TX	311
739	TRISTAN EDWARD SOTO	Travis	78744	VXP6951	TX	647
740	RANDY LYNN SHANNON SANDRA KAY WOLFF	Travis	78758	PJM0921	TX	532
741	JUANA ESPERANZA RICO	Travis	78744	TWL8261	TX	379
742	ALEJANDRO MALAGON LOPEZ	Travis	78617	VJG4900	TX	466
743	CHRISTINA ELIZABETH VILLARREAL	Travis	78756	SJK9116	TX	303
744	MARIA DE JESUS LOPEZ	Travis	78617	RFG8455	TX	365
745	TUCKER MCMULLAN	Williamson	78613	VJS1684	TX	339
746	AHMED USMAN WATTOO	Travis	78660	RNZ2117	TX	168
747	JOSE MANUEL SALAZAR AVILA	Bastrop	78612	VJS2336	TX	385
748	JOSE LUIS SALDIVAR	Hays	78610	VTD2395	TX	559
749	DIETRA DIANNE WILLIAMS STOKES	Bastrop	78612	RRK9021	TX	366
750	ERIK HERNANDEZ IBARRA	Travis	78704	TBC9636	TX	243
751	STEVEN RAY SHERRILL	Austin	77418	JML1120	TX	232
752	MELISSA QUINTERO JIMENEZ	Hays	78640	SLL1888	TX	212
753	ALEX PRESTON LAWLEY	Travis	78748	TXM0427	TX	209
754	BLAKE SHAMAR WALKER	Williamson	78641	TVH7062	TX	241
755	DAVID PAUL WEISSMAN	Travis	78747	VPB5024	TX	404



CENTRAL TEXAS REGIONAL
MOBILITY AUTHORITY

CTRMA Prohibited Vehicles

756	CHRISTY BROWN HALL	Parker	76086	MMK7540	TX	183
757	MAHA MOHAMMAD HAMMAD	Bexar	78251	RYY2165	TX	440
758	Tito E Neri	Williamson	78626	GSW4772	TX	194
759	ARIANNA HERNANDEZ	Williamson	76574	SMF9127	TX	212
760	FREDDIE AVELLANEDA	Bastrop	78621	TCN6507	TX	271
761	AYANNA KAI RANSOM	Travis	78653	VVP0564	TX	580
762	ROBINSON JESUS MENDOZA GARCIA	Travis	78754	VVL4302	TX	481
763	RICARDO ALEXANDRO ULFENG	Travis	78725	VJG4420	TX	470
764	MAURICIO J RODRIGUEZ GORDILLO	Williamson	78613	VBP5781	TX	309
765	LAURA GAIL SMITH	Williamson	78641	RCD4694	TX	166
766	AZAYLIA JASMINE ROBLES	Travis	78745	VCY4214	TX	515
767	TAYLOR RAYNA WOLFE JOSHUA DAMON BRIGATI	Williamson	78641	RYX6516	TX	379
768	SOCORRO ARRAS BUSTAMANTE	Hays	78640	SRP7706	TX	460
769	MANUEL RODRIGUEZ JR	Bell	76549	SLT9341	TX	210
770	SHYANNE DESTINIE LUMZY	Bell	76549	VFH0883	TX	334
771	RITA ROSE MITCHELL	Travis	78747	SLF7217	TX	300
772	ANUAR JESUS CASTEJON PAVON OLGA BEATRIZ VASQUEZ MEJIA	Travis	78728	TTB6832	TX	272
773	CHRISTOPHER DAVID AYERS LAWRENCE DAVID AYERS	Williamson	78717	VFL8174	TX	406
774	LETICIA ESTRADA	Travis	78702	KLH1720	TX	426
775	KRYSTLE TURNER MURRELL CLYDE F TURNER	Grayson	76245	BS3L515	TX	241
776	STEVEN M STEVEN PEREZ	Travis	78754	SJK4732	TX	169
777	ABBREANA TAMARA RICHARDSON	Williamson	78717	SSK2890	TX	337
778	ALEXIA WALKER	Travis	78617	TGB9378	TX	307
779	MELODY MICHELLE AGUILAR	Travis	78744	VJG1251	TX	447
780	SHERMAN EDWARD MOORE	Travis	78724	DYX0783	TX	585
781	DONALD LEROY SNAILUM	Williamson	78634	TLL3349	TX	216



CTRMA Prohibited Vehicles

CENTRAL TEXAS REGIONAL
MOBILITY AUTHORITY

782	FABIAN VALDEZ CASTRO	Travis	78724	VPJ5980	TX	529
783	BRITT ANN CAUSEY CHARLES HERING SCHAFER	Travis	78704	TKN1317	TX	211
784	ABRAHAM HERNANDEZ	Travis	78660	AZ11504	TX	366
785	MARCUS ALLAN GLASPER	Hays	78640	TGY7065	TX	592
786	VINCENT BRADLEY FEINMAN	Travis	78741	TLV6523	TX	411
787	ULYSSES TAVERA	Caldwell	78644	SMY1885	TX	341
788	LOUISSIANA TERAN-RODRIGUEZ	Travis	78728	VCB3273	TX	438
789	CHASE DANIEL EATON SHELLY HAMMOND EATON	Williamson	78613	TTC0883	TX	256
790	KARRY REBECCA PONCE ADEN ARTURO PONCE	Travis	78726	VNC9524	TX	402
791	KYLE JAMES FIELDS TAMIRAH LANICE FIELDS	Gonzales	78959	NXP7329	TX	317
792	PETER JOHNSON	Travis	78660	RTH7678	TX	130
793	CAROLINE DA TEMPLE	NULL	28804	0BX6963A	NC	439
794	ANKIT BANSAL	Williamson	78641	RFG9127	TX	475
795	HENRY O DESHAY ALBERTA DESHAY	Bastrop	78612	8MNBC	TX	233
796	LIZA EMMA SAMANIEGO	Williamson	78641	VNZ9128	TX	422
797	PEDRO MARTINEZ ENRIQUEZ	Travis	78758	RHS1172	TX	215
798	LYDIA MARIE SALAZAR	Travis	78738	TXP1391	TX	350
799	JERELYN DAYANNA SIERRA	Travis	78741	RYY2721	TX	193
800	ALEJANDRO MARCHAN-AGUIRRE	Hays	78640	NYZ6842	TX	196
801	FEVEN ADDIS EDWARDSON	Travis	78660	NXK9343	TX	236
802	ABEL HAWKINS	Jim Wells	78333	1L52477	TX	167
803	CHRISTOPHER K CAMPBELL	Travis	78617	VJR7330	TX	382
804	KORA MICHELLE JACKSON	Travis	78653	VMN3714	TX	476
805	AARON MARTINEZ	NULL	98312	CEP3243	WA	273
806	ANABEL COCA VELAZQUEZ	Bastrop	78621	VKL9697	TX	570
807	TANIA BELTRAN DEL RIO	El Paso	79938	VVW2664	TX	548
808	NOEL FACIO	Bastrop	78612	VJF0164	TX	385
809	LIZBETH SOTO URQUIZA	Travis	78617	VPJ5626	TX	471
810	BRANDON CHASE BELSHIN	Williamson	78634	SVX3145	TX	247
811	ASHLEY BIRCHFIELD MARGIE BERNAL	Burnet	78611	TSN9849	TX	315
812	JUAN A GONZALEZ	Travis	78745	PZB8351	TX	248
813	JOSEPH MICHAEL DALEY	Hays	78610	VPF0946	TX	562
814	JOSE LUNA	Travis	78653	PDH8867	TX	474
815	JR VARGAS CONCRET	Travis	78617	TLM1120	TX	157
816	DICNEY SUAREZ NARANJO	Williamson	78664	VVL0318	TX	489
817	KATELYNN ELAINE MCBRIDE	Bell	76549	RTY8766	TX	358



CENTRAL TEXAS REGIONAL
MOBILITY AUTHORITY

CTRMA Prohibited Vehicles

818	APRYL DESIREE RICHESON	Williamson	78729	VBP1970	TX	309
819	ARTHUR SALAZAR HERNANDEZ	Bexar	78224	RZG7872	TX	243
820	EVELYN YVONNE JOINER	Travis	78653	TRP8421	TX	594
821	AMANDA JANE STARR	Williamson	78665	VDG2473	TX	290
822	PRECIOUS MONIQUE PAYNE	Williamson	78628	TWN4209	TX	256
823	MELINDA G MENDOZA	Travis	78653	VJG4957	TX	507
824	JOSHUA ALAN COOK	Travis	78660	RRT0493	TX	162
825	WEBERTON GOMES PEREIRA	Williamson	78613	VFL8981	TX	317
826	JUSTIN ADRIAN ELLIOTT	Travis	78757	VNH8478	TX	579
827	JOSEPH MICHAEL FORSTER	Williamson	78613	VCY2783	TX	261
828	ALISON WREAN SMITH SCOTT ALLEN SMITH	Travis	78660	TXT0742	TX	253
829	RORY DARIN FOERSTER KYLE MITCHELL ARNOLD	Williamson	78633	THJ6471	TX	257
830	DARIUS JAMES MARTIN	Williamson	78664	TZG4594	TX	222
831	VICTORIA ANN SHEPPARD	Williamson	78664	VKZ8217	TX	291
832	KRISTEN SHANTELE VICTORIAN	NULL	76111	TZC7853	TX	461
833	KAYLA MARIE BLANKENSHIP	Williamson	78642	VPK5563	TX	412
834	ADAN MENDEZ	Travis	78660	VFT1584	TX	483
835	CANDYCE ESKEW	Travis	78660	TNK8897	TX	253
836	CARL ANTHONY JOINER	Travis	78723	RMH5218	TX	251
837	CASANDRA I VALLADARES ALVARADO	Bastrop	78621	HNP0631	TX	264
838	GUILLERMO RODRIGUEZ	Travis	78724	SBY1455	TX	451
839	JUAN B PEREZ	Bexar	78251	PJH0439	TX	485
840	EMILY MCKENZIE BARRON RENE ADRIAN BARRON	Williamson	78641	TXT3818	TX	399
841	DAVID SALGADO	Travis	78744	NVD0835	TX	212
842	MIMS CONSTRUCTION SOLUTIONS, LLC/NICHOLAS G G MIMS	Williamson	78642	TCP1619	TX	110
843	TAYLOR MADISON GASSEN MONICA LYNN CHUDEJ	Williamson	76574	KVP3178	TX	240
844	CHRISTINA SALAS GUSMAN	Bastrop	78602	TWJ9134	TX	353
845	BARBARA L WILSON	Travis	78723	HPM2809	TX	229
846	APOLLOINA LOUISE WOO	Taylor	79605	SLY2909	TX	314
847	BRANDON ONEAL FUDGE	Harris	77449	VKD7004	TX	399
848	JOHN DAVID MONTGOMERY JR	Travis	78660	TYL6219	TX	316
849	JACQUELINE RAMIREZ	Bastrop	78957	VCD7814	TX	347
850	CHAD ROBERT CUMMINS JUDY LYNN WALKER	Williamson	78729	VCY6307	TX	318
851	LUZ KETZAVEL HERNANDEZ	Travis	78744	VVL7036	TX	452
852	BRENDA DENE CANTRELL	Mills	76844	VNH2355	TX	428
853	ASHLEY JILL GIRVAN GREGG ALAN GIRVAN	Williamson	78613	RFG6752	TX	242



CENTRAL TEXAS REGIONAL
MOBILITY AUTHORITY

CTRMA Prohibited Vehicles

854	VALERIE MARIE MALDONADO	Travis	78723	KDS8852	TX	187
855	MONICA QUIROZ MATA	Travis	78753	VVL8835	TX	503
856	WILLIAM CADE WELKER	Travis	78744	RBX4527	TX	185
857	NATHAN MIGAL	Williamson	78681	PPF9185	TX	380
858	DANIELLE SANCHEZ	Williamson	78634	PDX8337	TX	214
859	ERNESTO ROSALES MAYA	Caldwell	78616	SHZ9000	TX	179
860	ALEXIS NICOLE WILLIAMS	Williamson	78641	VTR9731	TX	394
861	MALACHI C BELL	Williamson	78628	VPJ6836	TX	395
862	ALEXANDRA M DE LUNA	Travis	78745	MJR9045	TX	190
863	JESSIE SANCHEZ RANGEL	Travis	78724	LNJ9276	TX	192
864	ELIZABETH AGUIRRE-PEREZ NOE BELLO ALARCON	Bastrop	78612	SHZ8573	TX	443
865	ANDREW JAMES DELBOSQUE	Bexar	78254	VFR3647	TX	419
866	BASILIO CORONADO	Williamson	78665	VL2292	TX	353
867	NORA BRITTIAN SALINAS	Travis	78759	SVW5923	TX	309
868	JUSTIN ELLIOTT CAUDILL	Travis	78725	VTB6667	TX	553
869	MARIA ESBYDA OLIVARES SOTO	Williamson	76527	VNG3079	TX	392
870	GERALDO BALDERRAMA	Bastrop	78621	TRT2551	TX	449
871	ARAFAT FRANK ZAYED	Williamson	78642	VFT4362	TX	312
872	PHILIP DOLPHOUS BALL KIMBERLEY JOY LANDRY	Harris	77096	SDZ4296	TX	180
873	KEVIN CAMPS LAMAS JAVIER SOCORRO DE JESUS	Travis	78660	PPM6873	TX	367
874	YAHIR MADRIGAL	Travis	78617	VJG6979	TX	481
875	LEVI E SHIRLEY	Williamson	78664	RWV7641	TX	204
876	MARIA ANTONIETA GUERRERO MARTINEZ	Travis	78752	TLL5326	TX	200
877	ERASTO ROMERO	Bastrop	78957	PXX0630	TX	436
878	JOSE ARIAS	Travis	78752	THT0449	TX	142
879	KIRA LAUREN MCCOY	Williamson	78681	TNL3848	TX	233
880	HUGO R TOMELLOSO	Bastrop	78621	SHC2966	TX	184
881	ERIC FLORES YESICA LETICIA PINEDA MEDINA	Travis	78660	TSN9778	TX	339
882	ABIGAYLE MONIQUE ESCOBAR	Travis	78744	BSJ9427	TX	287
883	DAVID LEEROY TORRES	Hays	78640	RFF9732	TX	212
884	RAMIRO ALVAREZ GONZALEZ JR SELENE NATALI ALVAREZ-GONZALEZ	Travis	78653	SLP1162	TX	252
885	MIKAYDA ANN MILLS	Williamson	78628	SML0847	TX	418
886	DELORIS GATEWOOD	Anderson	75853	9LRWY	TX	291
887	JONATHAN CRUZATA FERNANDEZ	NULL	78745	6828S90	TX	504
888	LORILYN M BROWN	Williamson	78634	6SXYG	TX	273
889	LOURDES REBOLLAR GARCIA	Travis	78617	STX3020	TX	284



CENTRAL TEXAS REGIONAL
MOBILITY AUTHORITY

CTRMA Prohibited Vehicles

890	JOSHUA STANTON STRONG	Travis	78756	SVX0236	TX	227
891	CALVIN GLEASON ANAKA SLAUGHTER GLEASON	Travis	78653	VKL9614	TX	523
892	AMBER DAWN COLEMAN	Travis	78617	VVS2483	TX	482
893	JOSE JOVITO AGUIRRE JR	Falls	76570	SLP9058	TX	202
894	QUENTARA JA DUNN	NULL	70444	133GGU	LA	234
895	RODNEY JOEL COLE CHEYANNA FRANCES STEELE	Orange	77662	TGM7979	TX	248
896	TEDDY JAMES BORGER	Travis	78653	TKD8516	TX	507
897	DAMIAN GALLARDO MARTINEZ	Caldwell	78644	VPJ5879	TX	506
898	JENETTE HOSAY	Bastrop	78612	TWL6083	TX	289
899	EVELYN HERNANDEZ CORONA	Bastrop	78612	RBX4509	TX	430
900	ENRIQUE DELGADO	Williamson	76537	VDF6036	TX	196
901	JAVIER GARCIA GEORDI ESCOBAR	Williamson	78641	SBW3156	TX	349
902	ARMANDO JOEL GARCIA-RODRIGUEZ	Bastrop	78602	VGB1734	TX	390
903	JOHN HEBEL	Williamson	78634	SLK5588	TX	203
904	TARIK JOSELL ZAMORA ANDRADES	Travis	78758	VKZ4621	TX	381
905	DINO LEWIS MORGAN	Williamson	78641	VNG2401	TX	386
906	ECLISHA MONET LEWIS	Travis	78660	TXT1241	TX	281
907	HALEY NUNN	Bastrop	78957	SJF5642	TX	224
908	MANUEL AGUILAR HIDALGO	Williamson	78664	MCZ8140	TX	240
909	MARILYN ALANIZ	Williamson	78634	VNT2961	TX	452
910	WENDELL LOWELL MEREDITH	Williamson	78628	JCR8141	TX	346
911	STEPHEN MAREZ JR	Williamson	78626	TJW9300	TX	205
912	TRICIA FERRARO	Williamson	78641	HNY8827	TX	223
913	JESSICA TERRELL FORNEY	Travis	78754	VVP1062	TX	650
914	MICHAEL LANE CORNELIUS	Travis	78758	THZ8044	TX	337
915	KADEENA MARIE MCDONALD	Williamson	78634	TTK6898	TX	170
916	XAVIER ANTHONY BARNES	Travis	78744	TCX3858	TX	323
917	BELINDA GARNER	Travis	78617	6837D49	TX	504
918	EDWIN GUILLERMO CHAVEZ GUILLERMO CHAVEZ	Travis	78705	SBY1713	TX	370
919	MOHAMMAD ODEH AKRAM ODEH	Travis	78660	SDR9560	TX	195
920	SERENITY NICOLE NUNEZ	Hays	78610	PLX3339	TX	146
921	LUKE ZACHARIAH WARD	Travis	78748	TYR1033	TX	324
922	SMART AIR SERVICE CO.	Travis	78704	TCJ8563	TX	430
923	SHAMEEL DAVIS	Lampasas	76539	TGB8193	TX	355
924	TIAWANA LA DOCKERY	Travis	78731	IC8495	TX	218
925	ANGELA RENEE RIVERS	Williamson	78664	TJC7749	TX	208



CENTRAL TEXAS REGIONAL
MOBILITY AUTHORITY

CTRMA Prohibited Vehicles

926	LUCAS B BALTAZAR	Travis	78617	SLK3578	TX	428
927	MARTHA YISEL MORENO	Williamson	78681	TWL1672	TX	254
928	JOAQUIN LEON RENAUD ANGELICA FRANCES LOPEZ	Travis	78653	VNH3941	TX	504
929	DELMÍ M ORTEGA RAUDA	Travis	78617	TVL2423	TX	203
930	RICKY DEAN WILKINS	Travis	78754	SHB7058	TX	442
931	TAYLOR LYNN BARRON	Bastrop	78612	TXN9676	TX	421
932	ALLEN HARRISON BAKER	Williamson	78626	THJ5065	TX	210
933	RANDI PEREZ PEDRO PEREZ	Williamson	78641	MRG3865	TX	170
934	FRANCISCO A ROJAS FEDERICO	Williamson	78641	TCX4817	TX	235
935	JACOB EDMOND ROBERTS	Williamson	78613	VYJ0268	TX	624
936	CRYSTAL MONIQUE GARZA	Bastrop	78602	VVK0729	TX	451
937	JACOB RAY AYERS	Milam	76520	SYL2652	TX	196
938	STEPHANY ANASTASIA STOCKTON	Williamson	78664	VND0967	TX	280
939	EDMUNDO SALAS SANTES	Travis	78753	VNG4028	TX	471
940	POWELL CHALLENGER GILLIAM	Williamson	78665	TBS2764	TX	186
941	BRITTANY ANN BROWN	Travis	78745	MMV0101	TX	456
942	ALVIN EUGENE HILL JR	Travis	78754	SRJ9160	TX	183
943	KAZARIA ENANA GAINES	Travis	78727	TCX5179	TX	188
944	YERUSKA KARINA LUGO VILLANUEVA	Bexar	78218	VPJ5532	TX	408
945	MARK ALAN DAMM	Bexar	78247	VJM2042	TX	459
946	AMIT DEV KHANNA	Williamson	78641	VKY0571	TX	433
947	MARIA BELEN SEGURA	Williamson	78729	RRX7742	TX	141
948	SANDRA CALKINS	Travis	78645	TCX7769	TX	192
949	MARTINEZ MANSORY INC	Hays	78610	FCL8513	TX	285
950	JACOB ELIJAH LAPUSZYNSKI	Williamson	78642	GW89NG	TX	394
951	DEVON TROMM	Williamson	78641	TBD0835	TX	331
952	BRYAN DOUGLAS FULLER	Williamson	78641	PYB4807	TX	190
953	ORLANDO JOSE ORTEGA ACOSTA	Bexar	78207	WBX5276	TX	469
954	ALEXIS JACKSON	Williamson	76537	TCP0497	TX	186
955	MAGDALENA PINA LOPEZ	Travis	78744	TWK7226	TX	303
956	MISTI SHELE BARTOLO	Williamson	78613	RNK4730	TX	333
957	EDILSON JESUS REANOS PEREZ	Travis	78653	SPC4405	TX	365
958	DENESHA NEKOL DAVIS	Travis	78741	VNX0213	TX	357
959	IAN RAGSDALE	Travis	78745	RRX9153	TX	147
960	MICHAEL ANTHONY CEDILLO MARICELA GONZALEZ CEDILLO	Travis	78617	TFZ7714	TX	195
961	SAMANTHA TURK MARTINEZ ESTANISLADO JR LOPEZ	Caldwell	78644	RVR4613	TX	237



CENTRAL TEXAS REGIONAL
MOBILITY AUTHORITY

CTRMA Prohibited Vehicles

962	ANDRES JAIMES CASTELAN	Travis	78653	TNL0960	TX	528
963	CAESARAE RENE GUILBEAU	Travis	78702	VPJ7259	TX	504
964	ADRIAN MICHEAL JOHNSON	Hays	78676	VTN4844	TX	416
965	KEN DOUGLAS MONCEBAIZ	Travis	78758	JYW7804	TX	337
966	MICHAELA ASHLYNN LOVELL	Williamson	78642	PGF9199	TX	318
967	AGIETLANU AND SAMANTH TANYINGU	Williamson	78628	TANYNGU	TX	391
968	COREY MICHAEL FERINA	Travis	78727	VFL7189	TX	203
969	ROSELYN MEDRANO	Williamson	78664	MKP0144	TX	236
970	KRISTINA LANUZA	Travis	78744	SMX9731	TX	305
971	GREYSU DEL CARMEN CALLES	Williamson	78628	VVL8165	TX	434
972	MOSES MONTEMAYOR	Travis	78660	TGP1231	TX	451
973	SHARI CARRASCO RODRIQUEZ GUSTAVO RODRIQUEZ	Williamson	78641	TZG5569	TX	404
974	MAKEBA SHONTEL LAFLEUR-DAVIS BRANDON LAUREN DAVIS	Travis	78745	TZG7249	TX	370
975	MISTY COATS	Bastrop	78957	SYS1819	TX	183
976	JUAN DURAN JR	Travis	78660	PPG1555	TX	162
977	JAMES ALLEN	Comal	78130	VCB1223	TX	280
978	ANDREW JOSEPH HOWELL	Williamson	78641	VNH5829	TX	406
979	ERNEST RODRIGUEZ	Travis	78617	VPH8408	TX	428
980	BENJAMIN CARMELO NORWOOD	Travis	78744	NVG5083	TX	271
981	JORDAN CHRISTOPHER BAKER	Williamson	78613	TYV7084	TX	312
982	MICHAEL SALAZAR II	Hays	78610	TCN9625	TX	249
983	JESSE SMITH	NULL	60139	BM76843	IL	214
984	JORGE ALBERTO DIAZ VALENCIA	Travis	78753	TBC9883	TX	216
985	MILENA SOFIA VILLASMIL NOBREGA	Travis	78745	RGT0107	TX	178
986	WALK STREETS MANAGEMENT, LLC DBA RABBIT EV	Travis	78704	THZ7260	TX	162
987	CURTIS EUGENE BLUE	Travis	78660	THZ8491	TX	240
988	BENJAMIN MARK PIKUS	Travis	78701	VKY5949	TX	399
989	Dina Ar Estipona	NULL	59720	257207D	MT	235
990	JOSUE MOISES MELGAR GAVARRETE	Travis	78754	VKY9412	TX	298
991	MELANIE LEIGH FRANCISCO	Williamson	78641	TWL2055	TX	395
992	COX PLUMBING COMPANY	Travis	78669	TLY3797	TX	199
993	ERIC COBB	Hays	78640	SVR4491	TX	148
994	RYAN ALEXANDER KAY	Travis	78721	MPS5634	TX	392
995	CHRYSTAL RIEGER	Williamson	78628	SZD2451	TX	161
996	TOMASA GARCIA DE BELMAREZ ELIAS BELMARES	Travis	78752	TBF0302	TX	280
997	JACQUELINE SCOGGINS CELIA WESTBROOK THRASH	Williamson	78613	SYK0075	TX	179



CENTRAL TEXAS REGIONAL
MOBILITY AUTHORITY

CTRMA Prohibited Vehicles

998	NATHAN GARETH OROZCO	Travis	78734	VWP0044	TX	384
999	VERONICA MENDOZA HERNANDEZ DULCE D MENDOZA HERNANDEZ	Travis	78721	TLL9800	TX	294
1000	GERARDO CRUZ SOL	Williamson	78665	SYS9285	TX	214
1001	JOHN PAUL DAVIS	Lampasas	76853	TVH3375	TX	330
1002	JOAQUIN SAENZ	Hays	78640	PLX9502	TX	310
1003	PAUL ANTHONY ZAPATA NICOLAS ALEXANDER MARTINEZ	Travis	78745	VJF1577	TX	426
1004	ELSA MARTINEZ	Travis	78617	VPK5825	TX	416
1005	JOHN E PEREZ	Williamson	78664	MNK1449	TX	243
1006	MONICA SABLAN	Hays	78640	DNF7708	TX	133
1007	GABINO MARTINEZ JUAREZ ROSA ALBA ROSALES HERRERA	Travis	78753	SPW3932	TX	297
1008	VICKY ANN SULAICA PABLO SULAICA III	Collin	75013	THK6771	TX	197
1009	YONIE YOEL AGUILAR PASCUAL	Tarrant	76119	VFK7287	TX	340
1010	LISSETTE BETTER-MARTINEZ ALEXANDER MARTINEZ	Williamson	78681	VJG1145	TX	184
1011	NICOLAS LOPEZ	Bastrop	78602	THJ0947	TX	210
1012	RAFAELA NICOLE MELENDEZ	Travis	78660	VDP7317	TX	334
1013	CODY CARTER	Hays	78610	TLM2889	TX	190
1014	MARIA M TRIMMER OLGA VERONICA LANDEROS	Denton	76210	DHV6732	TX	361
1015	RENETTA HARGROVE	Hays	78640	SMY5011	TX	180
1016	YPF SERVICES LLC JULIO YHAIR	Williamson	78634	TSV5266	TX	223
1017	ALEJANDRO MENDOZA ARIZA	Travis	78753	VTB3305	TX	405
1018	MOAD BOTIELHASSANI	Travis	78747	SBR0365	TX	170
1019	FERNANDO ANDRADE	Bexar	78213	PSM7865	TX	190
1020	JARED KING STILWELL	Travis	78749	PZH2259	TX	247
1021	KRISTI CURIEL	Travis	78728	PFR4485	TX	236
1022	DAMOND TRAVENIO DEAN II DIAMONDNIQUE RASAHON DEAN	Nacogdoches	75965	TLV6771	TX	355
1023	LARRY F SALAS	Caldwell	78616	VVK2283	TX	490
1024	FRANK CURTIS MACNEIL	Bastrop	78612	VFT3240	TX	335
1025	ACACIA LYNN BACHMAN HARKINS	Williamson	78613	RKG8287	TX	431
1026	BRANDON LEE MCCONNELL	Callahan	79504	VFZ4081	TX	399
1027	JORGE ALBERTO OLIVA	Nueces	78405	RPV7422	TX	381
1028	TY WASHINGTON	Bastrop	78602	6907V50	TX	485
1029	SHANNON DAWN DARST	Travis	78653	TJW0632	TX	187
1030	SARA RENA HAMILTON	Bell	76542	RRY5438	TX	190
1031	LEYLA AMPARO GUZMAN GOMEZ	Caldwell	78616	RHW1788	TX	243
1032	VANESSA RANGEL HANNAH PAIGE HERRING	Williamson	76537	VNX1597	TX	444
1033	MICHELLE DAWN FATHEREE	Montgomery	77380	TNK1619	TX	211



CENTRAL TEXAS REGIONAL
MOBILITY AUTHORITY

CTRMA Prohibited Vehicles

1034	SYLVIA LAREZ MOKARI	Val Verde	78840	VJG9171	TX	310
1035	BRANDON YETT	Travis	78748	VWN5156	TX	481
1036	JAMES T BROOKS	Travis	78750	VXR6079	TX	505
1037	AMBER NICOLE OYEWALE	Williamson	78717	TXZ2689	TX	228
1038	TREVOR MCCARTHY	Travis	78660	BR9Y503	TX	113
1039	FERNANDO MARTINEZ RENE HERRERA RODRIGUEZ JR	Travis	78725	VVK9664	TX	458
1040	IRVIN ANTONIO CRUZ VELVERDE JOSE CRUZ SEGURA	Travis	78744	RXC8446	TX	199
1041	SHEQUILA PATRISSE CLARK	Bell	76549	VNX3746	TX	479
1042	TINA SCHERRELL CARROLL	Bell	76548	RSY0296	TX	160
1043	LARRY LUCIO	Travis	78745	VXR6011	TX	451
1044	ONNIE JUSTICE JR AVONNIE DANIELLE JUSTICE	Travis	78723	TWK3639	TX	244
1045	TOMMY BOSWELL IV	Williamson	78642	TJW7970	TX	338
1046	THEORY SHYENNE KNOX	Travis	78749	VWN8170	TX	543
1047	VALENTIN MARTINEZ SALAZAR	Travis	78724	VJF3502	TX	320
1048	KARINA ARGOS VIERA KATIUSKA ARGOS VIERA	Williamson	78665	TVH7191	TX	281
1049	JOHN BARRETT NIPP	Travis	78705	TVS1679	TX	182
1050	GREGORY HUNTER FRECH	Williamson	78642	VKN4729	TX	350
1051	ALEXIS G SANTILLANA CRUZ	Bastrop	78957	PLP9093	TX	351
1052	ATX CLEAN LLC CHRISTIAN OMAR MORA	Travis	78744	RWV1028	TX	187
1053	MELANIE ELIZABETH BALDERAS	Hays	78610	TLL4869	TX	237
1054	TRISHA PELLER	Williamson	78634	PYB5421	TX	196
1055	HERON JAY R BAGGETT	Travis	78704	TPX1913	TX	266
1056	VICKIE ESQUIVEL	Travis	78617	VVK2689	TX	392
1057	JRD INDUSTRIES LLC	Williamson	78664	VPK1647	TX	374
1058	HERIBERTO VELAZQUEZ-OSORIO	Travis	78724	DLH3286	TX	396
1059	JUAN ANGEL DANIEL VARGAS	Travis	78617	VBP3565	TX	261
1060	COLBY RICHARD ZIMMERHANZEL MELODY JAN NUNLEY	Bastrop	78602	NYZ6751	TX	369
1061	OSCAR HERNANDEZ	Bell	76541	VWX5227	TX	461
1062	CHARLES O HAYWOOD BRANDON N HAYWOOD	Travis	78660	DW7B997	TX	391
1063	MONICA VILLARREAL	Travis	78725	RYH4601	TX	363
1064	ABEL PEREZ ALEGRIA	Burnet	78611	VBH7528	TX	320
1065	PORFIRIO G GUEVARA	Harris	77091	VGW0321	TX	361
1066	DOROTEL FLORES SALAZAR JR	Travis	78660	VJS2647	TX	369
1067	DOMINIQUE ANTIONETTE PAYNE	Bell	76541	VTB3276	TX	436
1068	CHRISTINE MARIE FULMER	Williamson	78613	TWK7402	TX	196
1069	MARIETY AMADO LABRADA	Williamson	78664	R735189	TX	136



CENTRAL TEXAS REGIONAL
MOBILITY AUTHORITY

CTRMA Prohibited Vehicles

1070	KARL UVEN JORDAN	Williamson	78613	VFT5078	TX	268
1071	ADRIAN GERARDO CASTILLO	Travis	78660	VCY4888	TX	370
1072	RICHARD MICHAEL ANTHONY PEDROL	Williamson	78641	VTS1103	TX	402
1073	BEVERLY SUTHERLAND CHARLES CEASAR JR	Wharton	77437	SSN6230	TX	337
1074	AMERICA NAVARETTE ROCHA	San Saba	76832	TYR5142	TX	353
1075	RAY ANTHONY CORNELL	Travis	78744	TCX6884	TX	183
1076	JOEL GOVEA	Williamson	78664	TRR2691	TX	171
1077	JOSE LUIS CASTILLO	Williamson	78641	LHF5993	TX	217
1078	CHASE TYLER VARNADO TAYLOR BREANNE NELSON	Williamson	78628	VPR2735	TX	408
1079	DANIEL AUSTIN DRIVER SHAWNTEL MARETTA DRIVER	Williamson	78641	SLY8234	TX	342
1080	BENJAMIN ALBA	Bastrop	78602	TLY3547	TX	284
1081	RICHARD DOUGLAS HOLT	Travis	78732	TPC0596	TX	147
1082	MYA STORCH	Williamson	78641	SJL4638	TX	356
1083	SAMUEL GUERRERO GONZALEZ	Travis	78747	PZC4970	TX	288
1084	ESMERALDA VARGAS	Travis	78744	TJB6958	TX	333
1085	BENJAMIN DWAYNE DOYLE JR	Travis	78653	SLP2137	TX	375
1086	VICTOR YASMANI FERNANDEZ GALEANO	Travis	78660	SYK3690	TX	199
1087	JANDI TOLAND	Lee	78947	KZY1968	TX	227
1088	JUSTIN VINCENT LOFRANCO PAUL LEONARD RANCE	Comal	78132	VJT2873	TX	365
1089	SUAREZ GROUP CORP	Travis	78753	VFT1397	TX	293
1090	CLAUDIA REYES TREJO	Williamson	78628	RBX0714	TX	266
1091	QUASHAWNDRA NYEESHA JORDAN	Bell	76548	SHP7132	TX	312
1092	YINEBEB ZENAW	Williamson	78729	TWL1109	TX	301
1093	JONTAY ANTOINE PITTS	Travis	78727	VTB3094	TX	421
1094	MIRANDA YDELLE LESCHUCK MARCUS TYLER LESCHUCK	Williamson	78665	VVK0301	TX	335
1095	JOAQUIN URTADO	Williamson	78613	VVL4917	TX	421
1096	MELISSA IVETTE RIVERA IRIZARRY	Travis	78653	TGN6987	TX	471
1097	DAVID RAY COE	Caldwell	78648	RVR4686	TX	257
1098	THOS OAKLEY GRAHAM	Williamson	78641	TCN7990	TX	289
1099	JSY LOBOS FLOORING INC	Williamson	78664	BR87692	TX	181
1100	WILLIAM ROGERS WATSON	Bell	78648	TXN6078	TX	197
1101	ELOY SANCHEZ LOREDO	Travis	78744	TRR9099	TX	151
1102	MICHAEL LAURENCE MIESCH	Travis	78704	TZH1624	TX	320
1103	ANGELICA HERNANDEZ- AGUILAR	Travis	78753	SBX9464	TX	405
1104	ARIANA ARELLANO AVILA ALFREDO NAVARRO CERRON	Hays	78640	RTF9538	TX	165
1105	STEPHANIE DAWN SALVO	Bastrop	78659	TJW1431	TX	195



CENTRAL TEXAS REGIONAL
MOBILITY AUTHORITY

CTRMA Prohibited Vehicles

1106	DAVID PALACIOS MARISOL IZAGUIRRE DE PALACIOS	Travis	78653	RRX5728	TX	204
1107	ASHLEY MARIE BURSON JOHN DANIEL CLAWSON	Travis	78730	VNS7867	TX	347
1108	JOE CORDOVA JR.	Hays	78610	6872J32	TX	574
1109	REBECCA BOGUE	Williamson	78642	VHC1737	TX	282
1110	ALLYSON MICHELE HOLLEY	Bastrop	78602	VVK1054	TX	407
1111	DON L HILLIARD	Fort Bend	77477	SYG2912	TX	146
1112	JESSICA LYNN EDWARDS	Travis	78660	VNG2486	TX	363
1113	WILLIAM HERRERA PEREIRA	Travis	78745	VNH3080	TX	346
1114	JONATHAN ALARCON ORTIZ	Bastrop	78612	TNB2034	TX	252
1115	WILLIAM TYLER BANKS	Travis	78759	VKG8259	TX	398
1116	RENEE MCCracken WILLIAMS	Travis	78750	BST1LL4	TX	155
1117	REYNALDO GARDUZA	Travis	78750	VJG5833	TX	504
1118	EVERARDO FLORES MUNOZ	Hays	78640	VNH8843	TX	217
1119	TRANISE JACKSON RAMIREZ	Travis	78660	MBH9315	TX	336
1120	AARON WILLIAM GIVENS	Williamson	78681	VPK1568	TX	353
1121	MICHEAL ANGELO ALVA	Lee	77853	SKK3066	TX	384



CENTRAL TEXAS REGIONAL
MOBILITY AUTHORITY

CTRMA Prohibited Vehicles

1122	JEROME REESE CRYSTAL LYNN REESE	Bastrop	78602	TLY3703	TX	195
1123	JULIA MARIA GONZALEZ	Travis	78724	LNK0370	TX	245
1124	JAYE ANGELO MONTEALVO CASTILLO	Williamson	78681	TBC4460	TX	214
1125	ZSA ZSA SUSAN STOKES	Denton	75068	VCN0303	TX	227
1126	SANTANA E GUTIERREZ	Travis	78734	TDX6572	TX	195
1127	KEVIN DEVON ANDERSON	Travis	78660	VMG7037	TX	411
1128	GABRIELA AYALA	Travis	78653	VPK0421	TX	470
1129	KELSEY RENEE ADAMS	Bastrop	78602	VJS3916	TX	333
1130	JOSE JESUS RODRIGUEZ-VIDALES	Bastrop	78621	MXP3492	TX	310
1131	ALYSSA YASMINE ROSALES JACOB JASON ROSALES	Travis	78660	TKM4445	TX	176
1132	BEN LEE STONE JR	Travis	78727	SBY3989	TX	167
1133	RAYMUNDO SANCHEZ MENDEZ MARITZA G GUTIERREZ FUENTES	Travis	78617	VHG4931	TX	238
1134	JENNIFER LEIGH SCHUELTZ	Llano	78639	TXT2584	TX	170
1135	JUAN MARTIN PUENTE VICTOR MARTIN PUENTE	Bexar	78109	TRC5124	TX	152
1136	KATRINA ANN RAMIREZ	Travis	78750	TXT5646	TX	269
1137	CHRISTOPHER CHE BARNETT	Williamson	78641	SMF9454	TX	402
1138	ONUR SEN	Travis	78741	VWN5894	TX	369
1139	LAIZA BROWN	Williamson	78628	RBD4492	TX	182
1140	LISA MARIE FLICK	Bell	76542	PNC7869	TX	401
1141	CHRISTINA MICHELLE BAIER	Williamson	78641	RWV5972	TX	269
1142	KAMERON C ALLEN	Brazoria	77584	SFB8492	TX	182
1143	NEEMA HOSEA	Williamson	78642	TZB3688	TX	228
1144	MICHAEL FOSTER	Travis	78653	VMZ8206	TX	419
1145	JORGE BEDOLLA MELISSA BEDOLLA	Travis	78753	VJG6654	TX	443
1146	ALFREDO AVENDA CABRERA	NULL	78640	VGW8569	TX	378
1147	SILVESTRE M TURRUBIARTES	Ector	79761	SJP3201	TX	328
1148	ALEJANDRO SELGADO GABRIELA SELGADO	Hays	78640	PTN6187	TX	250
1149	SANDI R PHILLIPS	Williamson	78634	SNL7681	TX	153
1150	ANDREITA IBARRA RAMOS JONATHAN RAY RAMOS	Travis	78744	VJG5498	TX	443
1151	TRISHA MARIE PEREZ	Travis	78741	VPK6220	TX	417
1152	MARIA ISABEL MEDEL	Travis	78753	VJN5493	TX	333
1153	KIMBERLY BATTAGLIA HODGE	Kendall	78006	VCB1738	TX	390
1154	ROBERT LANDERS	Travis	78758	VFS3375	TX	258
1155	MATTHEW ELKJER	Williamson	78641	TMT9372	TX	352
1156	YARELI TAVERA	NULL	78627	VFS4353	TX	335
1157	MATTHEW WILLIAM GRAY	Travis	78754	VNH1069	TX	402



CENTRAL TEXAS REGIONAL
MOBILITY AUTHORITY

CTRMA Prohibited Vehicles

1158	JOHN TRAVOR TERRELL	Travis	78759	VKZ1530	TX	324
1159	JOSE VALENTIN AGUILLO MATA	Travis	78753	VKY3050	TX	272
1160	CIRILO M MONSIVAIS	Hays	78640	GVC2735	TX	247
1161	MICHAEL EDWARD YANKACY	Bexar	78247	SKK6919	TX	134
1162	NICHOLAS EUGENE WILLIS	Travis	78653	VNH2395	TX	480
1163	MARY SUZANNE HEGEFELD	Williamson	78628	RSX8364	TX	239
1164	ERIKA RIOJAS MAYRA ALEJANDRA RIOJAS	Williamson	78634	VJG4215	TX	380
1165	SANDY MUNOZ MUNOZ	Bastrop	78602	VGB0986	TX	323
1166	GUILLERMO GONZALEZ SOTELO	Travis	78752	JYW9301	TX	261
1167	JUAN LUIS CERVANTES TREJO OMAR GUERRERO MORENO	Williamson	76574	VJG6561	TX	293
1168	MARTIN JAIMES ENCIZO	Travis	78753	VPJ4937	TX	397
1169	MICHAEL JOSEPH KNAPP	Williamson	78613	TLV7291	TX	481
1170	ALEXIS VILLEGAS SERRANO	Travis	78653	VJF1943	TX	448
1171	ALEJANDRA RUIZ	Harris	77429	SFC0833	TX	426
1172	RUTH E LEE	NULL	29672	WCR483	SC	257
1173	BENJAMIN GORDON EGYES	Williamson	78613	KYD2361	TX	157
1174	LAUREN ALENE SHANNON	Williamson	78717	VPR5102	TX	510
1175	SHEL ETHAN MORRIS CORY SHEA MORRIS	Travis	78731	RNK0853	TX	240
1176	AHMED ABDULRAHMAN K AL MALIKI	Williamson	78717	VFT0229	TX	148
1177	JOHN PATRICK URCIOLI ELIZABETH DALTON URCIOLI	Williamson	78641	VJR9784	TX	249
1178	JONATHAN DALTON KANE	Travis	78727	TYS4284	TX	317
1179	EMILY AGUILAR	Williamson	76574	TBS2923	TX	225
1180	ABIGAIL G MUNIZ LEIJA	Bastrop	78602	VJP6424	TX	245
1181	JUAN ROMAN CORTES	Bastrop	78612	SYJ9450	TX	174
1182	CHRISTINA NICOLE WILCOX KEVIN ROBERT MCVICKER	Lampasas	76539	SXH2821	TX	271
1183	WES RANKIN	Lee	78947	SVX4779	TX	194
1184	ALAN ALFRED CISNEROS CONTRERAS	Hays	78640	TXS9924	TX	230
1185	STEVE MILLER	Travis	78660	TZG7422	TX	243
1186	KANDIS DENISE WILLIAMS DEVORIS JAMAL SANDERS	Travis	78724	6793R32	TX	490
1187	DUKE JONES	Williamson	78634	VXD2341	TX	424
1188	J REFUGIO GOVEA CAMACHO JOHNATHAN GOVEA	Travis	78744	TNM2857	TX	231
1189	JOHN T MILLS	Hays	78640	JP72K	TX	180
1190	VERONICA MARTINEZ REBOLLAR	Travis	78725	TKF4985	TX	389
1191	VICTORIA YGLECIAS RAMIREZ	Zavala	78839	TCW6493	TX	140
1192	GEORGE MARTINEZ	Williamson	78665	TWN3808	TX	197
1193	AURHUR LEE JR CASARES	Travis	78702	VVL4284	TX	396



CENTRAL TEXAS REGIONAL
MOBILITY AUTHORITY

CTRMA Prohibited Vehicles

1194	JOSUE EZEQUIEL OYUELA CANALES	Travis	78724	PVX3952	TX	407
1195	KARLA MACIAS	Travis	78660	LDY9052	TX	189
1196	TIMOTHY N GARCIA JIMMIE THEODORE GARCIA	Travis	78747	CANTERA	TX	236
1197	DANIEL BERNARD CARSON	Travis	78721	TBD9207	TX	187
1198	WARDELL LEWIS STEWART	Travis	78752	TVF4666	TX	233
1199	ALEXANDRA ELIZABETH SMITH SETH AARON NEUMANN	Hays	78640	TWL5891	TX	214
1200	GRANT JAMES HOFMANN	Travis	78745	PPF2958	TX	180
1201	CHRISTOPHER HAWKINS	Williamson	78729	STK8602	TX	161
1202	SHANE ANDERSON	Williamson	78641	RXF4492	TX	348
1203	SHILOH BRANDON MITCHELL	Montgomery	77382	TGV2643	TX	299
1204	GLADYS NORMANN	Williamson	78626	TZH1522	TX	284
1205	BERLEEZY INC	Harris	77091	SWT2046	TX	445
1206	ANGALINA BURDETTE	Travis	78653	SHB7193	TX	406
1207	CRYSTAL ROBINSON GARTMAN	Bastrop	78957	TNK4581	TX	225
1208	ALBERTO RUIZ-AGUSTINCE	Bastrop	78659	RRZ0825	TX	287
1209	SHERRY YUVONNE FLINT WHITNEY NICOLE WASHINGTON	Bastrop	78612	SLK9277	TX	171
1210	GEMA KRISTAL ESPINO LIRA	Bexar	78210	VLN6404	TX	254
1211	ALISBET B OLAZABAL MUNIZ MELVA J AGUIAR RODRIGUEZ	Travis	78744	VJG3175	TX	355
1212	NICK WATSON	Williamson	78641	GV79NM	TX	256
1213	RIVER HILLS CONSTRUCTION	Travis	78669	SIK6918	TX	176
1214	ESMERALDA REYNA	Caldwell	78616	VYP9948	TX	373
1215	JOHN BENTON GLOER	Williamson	78641	TBN9783	TX	184
1216	MARLON ROBERTO DERAS ESPINOZA	Travis	78660	VTB3604	TX	461
1217	NATHAN POWELL	Williamson	78681	SSY6489	TX	149
1218	MANUELA CARRASCO	Travis	78748	TJB4037	TX	207
1219	RUBEN REBOLLAR	Travis	78617	VJF7147	TX	299
1220	LINDSEY KATHLEEN BROWNING MARK TUCKER BROWNING	Williamson	78641	VNG2368	TX	282
1221	DAVID KEITH MILLER	Williamson	78634	VBG6775	TX	161
1222	TYRONE EUGENE WOOD MARCELLA PAULETTA WOOD	Travis	78660	STL1314	TX	178
1223	SHANNON IRENE DAHLSTROM DYLAN CHASE WELCH	Hays	78640	TWS1842	TX	276
1224	AMANDA COX	Travis	78732	SYJ3304	TX	151
1225	LAURA PATRICIA FERNANDEZ	Travis	78753	TTC2433	TX	210
1226	TRAYRON LLC TRACY H SANDERS	Comal	78130	TRR7901	TX	419
1227	ARELI MARTINEZ MENDOZA	Bastrop	78621	VPH6752	TX	372
1228	JEAN GUY FOURNIER JR	Burnet	78654	HXZ4280	TX	355
1229	CRISTAL OLIVA CEPEDA JUAN ROBERTO CEPEDA	Travis	78725	VNL2097	TX	445



CENTRAL TEXAS REGIONAL
MOBILITY AUTHORITY

CTRMA Prohibited Vehicles

1230	FRANCISCO JARAMILLO BENITEZ	Bastrop	78621	PZP0146	TX	127
1231	HALEY JANOUSEK	Travis	78660	RYZ2317	TX	294
1232	ERIC LEE TENNISON	Travis	78748	VWN5411	TX	444
1233	RENE URIEL VILLEDA MARQUEZ	Caldwell	78616	SVV9734	TX	196
1234	LINDA C PETCH	NULL	87571	PZT922	NM	407
1235	SHERRI D RUCKER	Travis	78660	VLZ4428	TX	337
1236	JUAN MEJIA CORTEZ CARLOS EDAIN MEJIA MORALES	Williamson	78664	VJF1737	TX	299
1237	ERIC ALEXES HOWELL	Travis	78749	6306W31	TX	522
1238	JOSE LUIS RAMIREZ ESTERLINA PAREDES RAMIREZ	Bell	76542	PNC8290	TX	166
1239	JAVIER ANTONIO AGUIRRE MENDOZA	Travis	78653	VYP9965	TX	385
1240	MARK MITCHELL HARGETT KAREN MARIE ANDERS	Travis	78735	VJG6497	TX	416
1241	ANASTASIA NICOLE WILLIAMS	Williamson	78634	TZG4460	TX	263
1242	SAMUEL LEE OVERTON JR	Travis	78723	VND0069	TX	454
1243	ROYTAUNSHA LETICIA TAYLOR	NULL	78652	SMY3462	TX	199
1244	ERNEST LEE BREAU JR	Travis	78732	TYB1742	TX	204
1245	ADRIAN FRANCO	Travis	78617	TSH1224	TX	223
1246	AL CLAWSON DISPOSAL, INC	Williamson	76537	GYS2606	TX	215
1247	EULALIO HECTOR PEREZ	Travis	78719	VHK0697	TX	332
1248	DEMETRIO QUINTO MONROY ARNEL MONROY TEJEDA	Williamson	78641	VTR6921	TX	291
1249	CHARLENE BROYLES ARTHUR BROYLES	Burnet	78611	MRV451	TX	173
1250	BRIEN LEE HOKE JR	Williamson	78642	TXT0028	TX	169
1251	MUDRA DHAVAL SHETH	Travis	78660	TGY1182	TX	187
1252	NAOMI SCHWINGHAMER	Travis	78752	VFY7942	TX	266
1253	ECOLAB CORPORATE FLEETS (LSE)	Bastrop	78621	VVY3606	TX	503
1254	JOSE FELIX TOVAR ESTRADA	Caldwell	78616	RLC6102	TX	203
1255	LETICIA JUAREZ	Bastrop	78612	VGB1357	TX	294
1256	VALENCIA LEVADA TOLIVER	Travis	78660	VFT1201	TX	321
1257	RODOLFO NICOLAS	Williamson	78613	RNJ8290	TX	191
1258	MARCOS EFRAIN MENDOZA MENDEZ	Travis	78617	VFT5838	TX	289
1259	MAMUNUR RASHID	Williamson	78642	TGV5779	TX	420
1260	SHARON ANNETTE SMITH	Williamson	78626	TTC1353	TX	287
1261	JONATHAN LEE GONZALEZ	Hidalgo	78589	TXR6653	TX	376
1262	GLANEDA L DAVIS	Travis	78759	TXN8264	TX	233
1263	RICHARD FREDRICK DATHE	Williamson	78681	SSL9283	TX	235
1264	CARLOS DEMETRIUS LUTHER	Travis	78728	VNZ6524	TX	331
1265	XZAVIAR LAMONT DEARY	Williamson	76537	JYV7012	TX	221



CENTRAL TEXAS REGIONAL
MOBILITY AUTHORITY

CTRMA Prohibited Vehicles

1266	ONYEKA BRENDA UFERE	Brazoria	77583	MMV7160	TX	131
1267	JOSE FRANCISCO BENITEZ	Hays	78610	TZH8151	TX	200
1268	BRIAN JAMES BROWN PAULA BEDARD	Travis	78728	VBW0752	TX	282
1269	NICHOLAS HAJDA	Williamson	78729	TNL5055	TX	270
1270	ALFREDO JOSE COLINA SECO	Travis	78759	VVL8643	TX	359
1271	KASSANDRA LEANN CASTILLO	Travis	78752	6875C22	TX	465
1272	MARCO LUCANO VAZQUEZ	Harris	77023	SGL5141	TX	193
1273	DAVID JACK GALVEZ	Travis	78753	MJY2592	TX	253
1274	LUIS FERNANDO SERRANO HAMILTON	El Paso	79912	RJH4618	TX	441
1275	FRANCISCA DOLORES CORTEZ FRANCISCO CORTEZ HERNANDEZ	Travis	78617	VJS4304	TX	314
1276	ANGELICA G HOWELL	Bell	76542	TFZ6539	TX	237
1277	VERDELL LEE BURKES	Travis	78617	VJS7324	TX	395
1278	CELINA MARTINEZ	Travis	78738	TBC6279	TX	234
1279	BRIANNA REYANN RODRIGUEZ	Bastrop	78621	SNK0647	TX	156
1280	JENNIFER RAMIREZ	Williamson	78634	PKD9792	TX	377
1281	CRISMAR FERNANDEZ HERNANDEZ	Travis	78753	VCB7515	TX	263
1282	CHARLOTTE DELISA NELSON	Bastrop	78621	VNF7690	TX	457
1283	TOMMIE PAUL CLEAVES	Cherokee	75766	FDM7251	TX	167
1284	IAN SHANKS	Williamson	78729	NXM3907	TX	193
1285	JESSICA NICOLE SMART CHRISTOPHER ADAMS SMART	Hays	78640	TCH1190	TX	150
1286	RHYAN RASHAD HANNAH	Williamson	78729	VCB3335	TX	203
1287	JOSELYN ROSE STEVENS	Williamson	78641	TWN6686	TX	138
1288	YANITZA ROLON ROSADO	Williamson	78729	SVW8863	TX	160
1289	KEISHA MEASHALL JONES	Bastrop	78621	BIGJU	TX	267
1290	ALEXIS DESHAWN KIRKLAND JEMEK KIRKLAND	Williamson	78634	TVH7113	TX	182
1291	SAMUEL F STUBBLEFIELD	Travis	78731	TYW0629	TX	323
1292	GERARDO AVILA CASTORENA	Bastrop	78602	NWS1831	TX	295
1293	BERONICA DAWN REYES	Williamson	78641	PLK9700	TX	262
1294	LEZLI TAHNEE ALISON REGIS	Travis	78750	NYH3323	TX	227
1295	ALICE COLLEEN CASTIMORE	Bastrop	78612	VVK5229	TX	414
1296	JUAN CARLOS AGUIRRE LEAL	Williamson	76527	TJW8257	TX	179
1297	RICHARD MATTHEW SALISBURY	Williamson	78626	VCB3900	TX	222
1298	ROCIO GONZALES DE GARCIA	Travis	78745	SGH3834	TX	176
1299	JAIME CRUZ SANCHEZ	Travis	78752	SRJ3289	TX	175
1300	ROBERT THOMAS CARTER-TRIPP	Bell	76501	TFP8547	TX	381
1301	VALENTIN LOPEZ SANTIAGO	Bastrop	78621	TJW2769	TX	215



CENTRAL TEXAS REGIONAL
MOBILITY AUTHORITY

CTRMA Prohibited Vehicles

1302	DANIELLE AUBREY CEARBAUGH	Travis	78725	SPW6016	TX	261
1303	GENEVIE ANN GUEVARA	Travis	78745	VFS3840	TX	238
1304	MORGAN DANIELLE FISHER	Jones	79520	SHC4502	TX	159
1305	RAY PORTER	Bell	76542	RBW5043	TX	323
1306	FOURSMART INVESTMENT INC	NULL	76702	VFW4690	TX	270
1307	DAVID JESUS CARLOS HAMLIN	Travis	78653	VFS3857	TX	288
1308	MORALES CONSTRUCTION	Williamson	78626	TPC4190	TX	212
1309	GARY LAVERN LITTLES JR	Bastrop	78612	VFV9811	TX	280
1310	KAMI ROCHELLE SMITH	Williamson	78634	VJG2573	TX	153
1311	JERAMIKA LASHAY COUCH	Travis	78724	VCY1092	TX	293
1312	TIMOTHY TYLER COLEMAN	Llano	78657	TJW2832	TX	123
1313	ANDREA LOPES	Williamson	78641	TXT1114	TX	188
1314	TEXAS ALCOHOLIC BEVERAGE COMMISSION	Travis	78711	VJG3728	TX	184
1315	CATHERINE AZUCENA HIERHOLZER RYAN ALAN HIERHOLZER	Williamson	78641	VHB8356	TX	237
1316	ERIKA THOMPSON EARLEY ADRIAN JOSEPH PRESTON	Travis	78722	MXR5273	TX	271
1317	CESAR PADRON/ MARLA VILLARREAL	Travis	78725	VNH2146	TX	376
1318	NARCISO PEREZ REBOLLAR	Travis	78752	VVL1519	TX	396
1319	BRANDON MICHAEL BORDEN	Bell	76513	TRT7043	TX	343
1320	COURTNEY HAJDIK	Williamson	78642	VKN4085	TX	334
1321	GREGORY COLBERT	Williamson	78634	TMT7590	TX	327
1322	VICTOR MANUEL IPINA ROSAS	Hays	78610	VGB5314	TX	325
1323	DOUGLAS O THOMAS	Williamson	78634	RPX7709	TX	312
1324	JASON MANUEL ALVES	Travis	78747	WYNTER	TX	164
1325	LUIS GERARDO URBINA HERNANDEZ	Travis	78754	TZH5166	TX	238
1326	RYAN EDWARD ARCINIAGA	Williamson	78664	VBV1322	TX	137
1327	ROSEMARY BAEZ DEIRDRE SPOONER	Travis	78750	VMV3376	TX	335
1328	WILLIAM GARCIA	Burnet	78611	VBG2665	TX	252
1329	WILLIAM LAMOINE WILLIS	Williamson	78634	TLH7232	TX	170
1330	NICHELE M HICKS-CAMPBELL	Williamson	78681	SXF6018	TX	177
1331	KALEIGH RHEA HICKS	Llano	78609	TLN8395	TX	317
1332	AMANDA JOY GRIFFITHS	Williamson	78641	SJB4358	TX	308
1333	BECKY JANELLE FOWLER	Travis	78653	VJF8095	TX	356
1334	MIRKA ALEJANDRA POSADA	Travis	78744	VNG1766	TX	333
1335	JACOB CHRISTOPHER ALLEN JOSHUA TYLER ALLEN	Travis	78747	TWL0603	TX	193
1336	SHEQUILA LENORA BOYD	Travis	78741	6782Z29	TX	433
1337	BRITTANY LEIGH BARNOWSKY	Travis	78704	TVH6003	TX	280



CTRMA Prohibited Vehicles

CENTRAL TEXAS REGIONAL
MOBILITY AUTHORITY

1338	JOSHUA RYAN COX	Williamson	78634	VPH5474	TX	348
1339	EVELYN JULIAN MARQUEZ AGUILAR	Williamson	78664	VJM6914	TX	372
1340	JESSE BENTON MCNEELY	Travis	78748	GWZ1927	TX	145
1341	DENNIS MICHAEL AMON	Travis	78741	SYJ8167	TX	277
1342	RAMON ROSA SEVILLA AVILA	Travis	78744	SVV9211	TX	141
1343	FELICIA ANN MCGEE	Caldwell	78644	1WGSP	TX	304
1344	MEYS COBOS	Hays	78610	SYK3511	TX	272
1345	FRANKLIN MATUTE BENITEZ	Travis	78753	VPJ5300	TX	497
1346	BENJAMIN MARTIN CRAWFORD	Travis	78723	TZG4136	TX	187
1347	ADRIANA REA VELA	Travis	78753	VJG3169	TX	371
1348	DARWUIN BENITO PARRA MATERAN	Harris	77493	SKW2718	TX	243
1349	MATIAS DANIEL MONZON AMARILLA	Travis	78701	VJD7460	TX	303
1350	QUINTON LEE ALLEN ALLEN	Travis	78727	TTC1667	TX	119
1351	SHARITA A ALDRIDGE	Travis	78653	TPR2157	TX	232
1352	JANY MARTINEZ SEAN ELIUT MARTINEZ	Travis	78724	RFP4784	TX	479
1353	DANIEL THOMAS EMERSON	Williamson	78626	GS29FZ	TX	265
1354	HECTOR DE LEON DE LEON	Williamson	78641	VXP4106	TX	374
1355	STEPHANIE M SCALES	NULL	80004	BIDN90	CO	245
1356	STEVEN GREGORY NIX	Williamson	78613	TDD5101	TX	327
1357	BOBBY SCOTT SALINAS	Williamson	78641	VHC2411	TX	274
1358	MITCHELL ALAN HIBBS	Bastrop	78621	SZS5576	TX	255
1359	KYLIE LAURYN ROMAN	Travis	78660	TTF1255	TX	180
1360	EDGAR MARTINEZ	Travis	78723	SPV8658	TX	231
1361	STEPHANY FABIAN GERARDO RAMOS	Travis	78702	MKV5954	TX	168
1362	TAYLOR NICOLE ALVEY	Williamson	78626	KGJ4566	TX	176
1363	RUBEN ISIAH MONTEZ	Travis	78723	VPF0879	TX	331
1364	GREGORY LEROY GROVEY II	Williamson	78665	TWL3884	TX	215
1365	KELLIE MICHELLE MENSON	Brazoria	77584	BN7C216	TX	157
1366	JOHNNY RAY TOWNSEND JR	Williamson	78628	VJF4437	TX	236
1367	KEVIN ANDREW MURRAY	Travis	78745	TTB6395	TX	190
1368	ERIC ALEXES HOWELL	Travis	78749	VKW2231	TX	371
1369	CYNTHIA FOWLER	Bastrop	78602	D0REEN1	TX	229
1370	LINDA DIAL	Williamson	76537	CKV7201	TX	398
1371	CESAR YANUARIO REYES MIRANDA	Travis	78617	VVK5639	TX	379
1372	RENEE S NISHIYAMA-ROCHA	Williamson	78642	TXN9182	TX	176
1373	BRUCE GUSMAN BRUCE ERINEO GUSMAN	Bastrop	78602	VKL9694	TX	344



CENTRAL TEXAS REGIONAL
MOBILITY AUTHORITY

CTRMA Prohibited Vehicles

1374	WESLEY TYRONE SCOTT	Fayette	78956	B22826Y	TX	223
1375	MARTHA PATRICIA CARRILLO	Williamson	76537	TYV6389	TX	232
1376	JOSEPH MARTINEZ	Floyd	79235	HKG2527	TX	272
1377	KATHRYN HOPE KLEIN	Williamson	78613	VMG9443	TX	301
1378	LORIE ANTOINETTE TUROWSKI LAYLA ABIGAIL BARBOSA	Llano	78609	SLL3960	TX	171
1379	NOAM LIOR HARARI	Travis	78660	TSN7598	TX	200
1380	VIRGINIA OLIVIA CASTANEDA	Travis	78744	TYW7757	TX	205
1381	NICHOLAS SCHLENKER	Travis	78731	VJG4941	TX	459
1382	HELIZADY GONZALEZ GONZALEZ	Travis	78747	TGN1068	TX	259
1383	TIFFANI ANNE DIORIO	Hays	78737	RFG4624	TX	161
1384	OSIEL YOVANNY GONZALEZ	Hays	78640	VFJ9866	TX	301
1385	SANDRA G ACOSTA	Travis	78660	GYS4748	TX	150
1386	JEFFREY SCOTT SPRINGER	Travis	78660	VJW0162	TX	201
1387	HUMBERTO RODRIGUEZ	Hale	79072	GYB6256	TX	135
1388	RYAN CHRISTOPHER CURRY	Williamson	78613	SJS1275	TX	192
1389	DAVID MARTINEZ	Travis	78724	TNK5194	TX	263
1390	TAMMI MICHELLE CASTILLO ALEXANDER REY CASTILLO	Caldwell	78644	VJR8714	TX	268
1391	MARQUIEL BRYANT	Bastrop	78621	VHC0693	TX	309
1392	DIANNA RUIZ	Travis	78741	VBP1352	TX	270
1393	HENRY COLLINS	Travis	78724	PSL1430	TX	165
1394	JEFFREY ALTON PROKOP	Bastrop	78602	VJS6563	TX	390
1395	ROBERT M DANIELS	Travis	78761	CBZ9232	TX	440
1396	MMB & CMB LLC VICTOR HUGO BENAVIDES	Williamson	78641	TXV7523	TX	327
1397	MARSHA GONZALEZ	Travis	78747	TPY1642	TX	214
1398	MARCUS SOBRAL	Williamson	78641	RYX4635	TX	297
1399	FELIX RODRIGUEZ	Travis	78754	TZH4341	TX	187
1400	JOHN SANBERG	Tarrant	76060	TXK3414	TX	202
1401	CAMILIA MARIE CASTILLO	Bexar	78249	HZS1239	TX	332
1402	JOSE RODRIGO ANTUNEZ CRUZ	Travis	78617	SCM1465	TX	226
1403	AMY LYNN CELAYA	Williamson	78626	VCB2927	TX	213
1404	STEPHANIE LUCIA	Hays	78640	THK0849	TX	134
1405	KIMBERLY RENEE SPARKS	Williamson	78665	RYW2870	TX	175
1406	JOSE LUIS DELACRUZ SARAH LOUISE DE LA CRUZ	Williamson	78664	RWT5130	TX	128
1407	RAY NICOLAS LOPEZ	Travis	78660	VJS3255	TX	273
1408	RAFAEL GALVAN	Travis	78741	DWC1764	TX	377
1409	ELC TECHDEV LLC	Williamson	78681	VCZ4810	TX	219



CENTRAL TEXAS REGIONAL
MOBILITY AUTHORITY

CTRMA Prohibited Vehicles

1410	FREDERICK DEON JR WHEELER	Travis	78757	VPJ3741	TX	347
1411	SILVIANO ANGEL ALONSO	Caldwell	78644	VXH9111	TX	336
1412	MISTY MITCHELL HERNANDEZ	Travis	78653	6765N28	TX	461
1413	EBONY KENNEY	Travis	78727	TZH8252	TX	151
1414	MOISES ESPINOZA	Dallas	75216	TNS0879	TX	208
1415	JAVIER TERAN ROMAN	Caldwell	78616	TRR5755	TX	209
1416	JOSE DE JESUS TAMAYO MOLANO	Travis	78744	VTB3672	TX	313
1417	ROBERTO CESAR LEAL JR	Travis	78660	VFS6211	TX	185
1418	CAROL GREB	Lee	78947	GBZ8076	TX	303
1419	DORA ELIZABETH HILDRETH SHAWNDAY SHANEEN PAYTEN	Travis	78617	VVK1623	TX	352
1420	KENDRA N DAVIS	Hays	78640	SHB6235	TX	323
1421	ISANDOR RAMOS ALVAREZ DAMARIS GAMAZO	Williamson	78665	TSN8112	TX	267
1422	GLORIA GUEVARA	Travis	78708	GCL1722	TX	301
1423	MARLON ENRIQUE ALVARENGA PATRICIA M MENDOZA ALVARENGA	Travis	78617	VVK0705	TX	338
1424	BIANCA CADENA	Caldwell	78656	VCG7537	TX	177
1425	FRANCISCO JESUS ALVAREZ CRUZ	Travis	78747	SIK7246	TX	193
1426	MARK A HARDEN	Williamson	78641	SHC7610	TX	223
1427	JACQUELYN ZSCHAPPEL ANDREWS	Travis	78724	VBP1986	TX	252
1428	AZTEC FRAMING COMPANY	NULL	78513	VVK6835	TX	419
1429	HORACE DEAN LENOIR JR	Williamson	78626	RNG3595	TX	140
1430	DONALD ALLEN COLLINS	Jones	79520	VCF7113	TX	185
1431	DREW M MAZER	Travis	78756	TWK4719	TX	149
1432	ANGENETTE SALTSMAN	Travis	78752	STL8566	TX	178
1433	TIMOTHY JOHN MCCOY JR	Bastrop	78602	VVK7922	TX	355
1434	CHRISTIAN SKYLAR CURRIER KATRINA SUSANNE FERNANDES	Travis	78741	TDX6365	TX	295
1435	JOSE VILLANUEVA ALEMAN	Travis	78617	TRS0561	TX	179
1436	JOY CHRISTINE SMITH	Travis	78702	RYX3348	TX	354
1437	SUZANNE LATRICE PIPER	Travis	78724	KPR9073	TX	226
1438	FERNANDO ANIBAL PALACIOS COREA	Guadalupe	78108	VKJ0545	TX	286
1439	DEBORAH J WELLS DESTINEY J WELLS	Travis	78724	HDD3863	TX	180
1440	JOE MANUEL RODRIGUEZ ANGELICA MARIA RODRIGUEZ	Travis	78726	RWV5989	TX	158
1441	LEE ERNEST STEWART JR	Travis	78725	PDDUES	TX	358
1442	SOFIA ESTEFANI VAZQUEZ ACEVEDO	Williamson	78641	VJS1324	TX	281
1443	JOSE DANIEL PEREZ GUTIERREZ ADA HAZEL TALAVERA MOLINA	Bastrop	78659	VTS0426	TX	392
1444	JOSEPH ANTONIO RAMIREZ	Williamson	78626	PTY3496	TX	249
1445	JOSE ABEL SALINAS LESLIE CLAIRE RUSH	Williamson	78641	VKY9007	TX	265



CTRMA Prohibited Vehicles

CENTRAL TEXAS REGIONAL
MOBILITY AUTHORITY

1446	CODY ALLEN MCCUTCHEON	Travis	78660	VBK8004	TX	246
1447	RUBEN RIVERA-CLEMENTE JR	Travis	78702	P0QEHP	TX	198
1448	JUSTIN DAVID LEVAN	Williamson	78642	NYH2346	TX	198
1449	ZENAYDA D C SOMOZA ABARCA ISAYDA D MURILLO CALERO	Travis	78741	VTB3540	TX	390
1450	SHAMEKA LAKESE HODGE-HOLLAND	Travis	78724	TVT0346	TX	148
1451	ELSA MARTINEZ OLMOS RAFAEL MARTINEZ BARRON	Travis	78617	TLM3914	TX	146
1452	RYAN MICHAEL MCMULLEN	Travis	78750	TXJ7802	TX	334
1453	JUAN G GARCIA	NULL	48180	ESJ3030	MI	138
1454	KENDRICK MICHAEL CASTILLO	Burnet	78611	RWZ6730	TX	186
1455	VAMSHI KRISHNA BHUMANNAGARI	Travis	78748	THZ5446	TX	223
1456	ADRIAN MICHAEL ESTRADA	Travis	78741	VBP3525	TX	247
1457	SHENICE GABRIELLE PENDLETON	Bell	76542	SKY9857	TX	201
1458	COLIN THOMAS MASSEY CHARLES RAYMOND MASSEY III	Williamson	78681	SNL4453	TX	140
1459	JONATHON MICHAEL GRANT	Bastrop	78602	TSL5838	TX	223
1460	JORGE ALBERTO LOPEZ GOMEZ	Milam	76567	VFS4276	TX	277
1461	ARI FLEET	NULL	66222	RWK7587	KS	219
1462	JOSE REYES ALVIAR JR	Williamson	78665	MJL5839	TX	346
1463	MICHAEL CHAPMAN	Burnet	78611	VBH7786	TX	138
1464	GARRY GARCILAZO GARY JAMES GARCILAZO	Bell	76542	VNG9431	TX	316
1465	AUBREYANNA MARGRET J ZEITNER	Williamson	78717	VKY1578	TX	223
1466	TERRENCE LA MONT ALEXANDER	Travis	78724	VXR9691	TX	479
1467	ARTHUR TREVINO SONIA A TREVINO	Bastrop	78602	VJS3855	TX	261
1468	ZOILA SAWDON	Williamson	78628	TWN6355	TX	136
1469	YAZMINA MARIA RAVELING ALBERTO ANTONIO QUINTANAR	Nueces	78414	PYZ4646	TX	172
1470	LEWIS CHRISTIAN EGGEN	Travis	78748	TZG9762	TX	159
1471	DANIELLE MILICENT MUMPHERY	Williamson	78664	SYS5425	TX	137
1472	JACOB VELA	Williamson	78634	TWL3718	TX	157
1473	ANDREW SCOTT SCHULZ	Williamson	78628	VKN4106	TX	268
1474	JOSEPH A GAUDETTE	Travis	78617	TGP1525	TX	241
1475	MARI D GABBANI	Bastrop	78621	TXN6256	TX	257
1476	DENISE RODGERS	Travis	78728	HPC6297	TX	211
1477	THE MKG TEAM ENTERPRISES LLC	Harris	77034	438256M	TX	106
1478	ROBERT LEE MORRIS	Travis	78705	BC97390	TX	258
1479	ROCKY ALEXANDER GARCIA	Taylor	79603	HBN3829	TX	419
1480	JACQUELINE F DUCKWORTH	Williamson	78642	VXP3665	TX	308
1481	FALLON DAWN FRY-BARNES	Burnet	78611	VHP3038	TX	230



CTRMA Prohibited Vehicles

CENTRAL TEXAS REGIONAL
MOBILITY AUTHORITY

1482	AMIYA ANN LAYTRICE LEWIS	Bexar	78207	SWV4365	TX	174
1483	EDGAR ENRIQUE ROMERO	Harris	77095	TWW9934	TX	209
1484	DANIELLE JANINE GRIFFITH	Williamson	78634	VHJ1771	TX	239
1485	LINDA MONICA CLARENCE	Williamson	78717	VBK4854	TX	171
1486	JULIO CESAR GUILLOT DESTINY ALVAREZ	Travis	78748	TWN6333	TX	174
1487	JASON PAUL DEIFIK	Travis	78744	GV09HH	TX	163
1488	MARIA OLIVA OLIVO ABELINO DE LA CRUZ AGUERO	Caldwell	78644	VBP1477	TX	226
1489	ARAVINDAN ELANGOVAN	Bexar	78240	LBV0997	TX	255
1490	YPF SERVICES LLC JULIO YHAIR	Williamson	78634	TSV5265	TX	180
1491	DANTE EUGENE HUNTER	Travis	78753	TTC6906	TX	160
1492	MARTIN ALEXANDER VELASQUEZ	Travis	78745	VJF1896	TX	353
1493	JONATHAN CASTELLANOS SELVAS	Hays	78610	VGZ1161	TX	253
1494	JAMES CRAIG DAUGHETT	Williamson	78613	VCB7058	TX	185
1495	JONATHON RODELA	Bastrop	78612	VBP5407	TX	216
1496	JESUS JAVIER HERRERA INFANTE	Williamson	78634	VPJ0141	TX	338
1497	SAMANTHA ALFARO MARTINEZ	Brazos	77845	VCY1441	TX	264
1498	DEREK NOEY HERNANDEZ	Bexar	78221	VHP1192	TX	273
1499	JOSUE FUENTES	Travis	78758	VJB6654	TX	290
1500	DONTA SHORON SAULS	Travis	78723	VNH1962	TX	589
1501	MAYA LOVE RODRIGUEZ	Hays	78610	STS5133	TX	204
1502	JOSUE M RODRIGUEZ GOMEZ	Travis	78753	KSD5887	TX	192
1503	LYNN ELIZABETH ESSON	Comal	78130	RTP6487	TX	241
1504	JOHNATHON BERGER	Williamson	78613	TXT4925	TX	119
1505	DARWIN FONTENOT	Travis	78744	VHT6419	TX	261
1506	CHRISTOPHE J ESTRADA HERNANDEZ	Travis	78702	TXR4441	TX	390
1507	AVIGAIL CERVANTES DE GARCIA	Travis	78747	TGM4511	TX	202
1508	CASSIE RENEE PEARCE THOMAS EDWARD PEARCE	Williamson	78664	TZB4014	TX	145
1509	NATALIA Y MELENDEZ RODRIGUEZ	Williamson	78613	VCB2936	TX	244
1510	ANTHONY ALEXANDER BRODERICK JARED LOGAN WEBB	Comal	78132	VBM7807	TX	291
1511	RUDOLFO ARELLANO	Potter	79101	KYF9233	TX	341
1512	CORRINE NICOLE BENSON	Williamson	78613	VGH2127	TX	202
1513	CORY COOK	Williamson	78613	SLP7050	TX	147
1514	STEPHANIE STORM ADAMS	Travis	78728	VPJ5835	TX	208
1515	JAVIER PINZON GUTIERREZ	Travis	78739	VKY8342	TX	272
1516	RITA ISABEL GALVAN RICHARD STEVEN LUCERO	Bastrop	78621	VNG2383	TX	354
1517	ANAYA NEWELL	Travis	78752	TNL5025	TX	274



CENTRAL TEXAS REGIONAL
MOBILITY AUTHORITY

CTRMA Prohibited Vehicles

1518	ANGELINA ISABEL PINA	Williamson	78681	VFL6125	TX	196
1519	STEFFAN DEWAYNE HARDEMAN JR	Travis	78728	SJS2674	TX	171
1520	GABRIEL CADE MARONEY	Williamson	78613	TRY8071	TX	309
1521	ANA VILLA	Travis	78725	TRR0590	TX	179
1522	DEJUANA CHRISTINE ADAMS	Travis	78660	VNH0751	TX	393
1523	DOLBERTO ZAMUDIO SOSA	Caldwell	78644	THZ8902	TX	162
1524	AMBER MARIE WARREN	Williamson	78642	VLS9271	TX	199
1525	GUILLERMO ERNESTO VAZQUEZ	Hidalgo	78572	TXN3231	TX	297
1526	MONICA ELISA BENITEZ	Travis	78721	VHC0199	TX	395
1527	FRANCISCO SANCHEZ ROSA	Travis	78741	VPJ3750	TX	310
1528	BETHSI VALLE-CEJA	Travis	78653	PWF2435	TX	220
1529	KIMBERLY JANA CLIFTON VIRGINIA ELIZABETH J KERLEY	Williamson	76574	TGH1896	TX	162
1530	CRYSTAL PAULL	Travis	78727	PZZ9959	TX	208
1531	ANDREA R BASS	Travis	78660	RTF8943	TX	210
1532	ELISE N MARTINEZ	NULL	34224	30DSLQ	FL	245
1533	SHAYAN MOGHADDAM NEJAD	Travis	78741	VXP5322	TX	305
1534	CHRISTIAN ANGELO RAMIREZ	Travis	78745	RLF1995	TX	126
1535	BRANDI JANEAN WHEELER CHRISTOPHER MICHAEL WHEELER	Hays	78620	TXH3186	TX	211
1536	THOMAS HENRY GARCIA	Williamson	78613	LXP1495	TX	389
1537	JOSE JAVIER UGARTE-RODRIGUEZ	Caldwell	78644	JJD6158	TX	153
1538	RICARDO RIOS SOLIS	Llano	78657	SYJ2198	TX	369
1539	LARA M AGUILAR	Williamson	78729	TLV7150	TX	158
1540	CARL JAMES GILLELAND	Burnet	78605	VND0084	TX	223
1541	CARLOS LUIS MELO VAZQUEZ	Williamson	78634	KVL4263	TX	225
1542	JOSE MARIO ORTIZ AMADOR	Travis	78744	VFS9154	TX	291
1543	GARY ALAN MORRISON	Williamson	78613	GTV5437	TX	162
1544	FELIX ONTIVEROS BAUTISTA MARIA MARTINEZ VAZQUEZ	Travis	78617	VJG4252	TX	285
1545	JOSE CAPETILLO GUZMAN	Williamson	76537	TVB9829	TX	237
1546	CAPITOL VENDING AND COFFEE	Travis	78702	KZY7025	TX	251
1547	ROSA A P PEREZ DE ABREU ELOY A ABREU DE LA ROSA	Travis	78759	TTC8637	TX	291
1548	JOSE A NIEVES MALDONADO	Gonzales	78140	VNF0919	TX	267
1549	ALEXANDRIA MARIE MCCONNELL	Hays	78666	SJP5581	TX	153
1550	LIAM ALEXANDER HENDRICKSON	Hays	78610	VPF1016	TX	340
1551	RUBI MORALES	Travis	78744	THZ4759	TX	229
1552	JEFFREY BUTTERWORTH	Travis	78749	TPH8448	TX	146
1553	PEDRO JAVIER PALMA	Travis	78748	VPM7209	TX	348



CENTRAL TEXAS REGIONAL
MOBILITY AUTHORITY

CTRMA Prohibited Vehicles

1554	BETTINA ANDREINA BEMERGUI	Williamson	78626	TGP0303	TX	153
1555	JAMES ETHAN SHIRLEY	Hays	78640	CJC0410	TX	246
1556	NICOLETTE C JULSON	Travis	78745	TTJ3465	TX	105
1557	ROBERT LEE BROWN JR	Travis	78645	GT61XW	TX	186
1558	CANTINA GUPTON	Williamson	78628	NZG6516	TX	125
1559	HUGO PINEDA	Travis	78741	VXR4175	TX	377
1560	CESAR ALEJANDRO VILLARROEL JOSELYN DEL CARMEN TIMAURE GIL	Travis	78660	NYV5506	TX	170
1561	JACKSON A OJEDA REYES	NULL	33015	33EMAZ	FL	287
1562	BRADY JOE DICKERSON	Mills	76844	HTV4710	TX	151
1563	GUILLERMO VIRAMONTES VEGA	Bexar	78242	SWV0912	TX	232
1564	JULIAN ANDREW CARRILLO SALINAS	Williamson	78641	VVK2918	TX	293
1565	KENNETH DOBBINS	Travis	78724	PPM2329	TX	346
1566	ALMA ROSA HODOYAN	Williamson	78641	RGW4230	TX	267
1567	AUSTIN OH K DOG INC LISA HYUNGIN LEE	Dallas	75229	VJB7740	TX	224
1568	DANIELLE SIMONE WHITE	Williamson	78634	PZS9331	TX	173
1569	ANGELA MARIE BENNETT	Travis	78747	VBV4458	TX	231
1570	HECTOR SIFUENTES HECTOR JESUS SIFUENTES	Dallas	75226	PZX3874	TX	267
1571	GREGORI J GONZALEZ DIAZ	Harris	77520	TLC4452	TX	357
1572	CHASE WILLIAM DUBOIS	Travis	78660	RFJ6065	TX	240
1573	BUYERS DETAIL	Travis	78728	TXN5114	TX	180
1574	ARI FLEET	NULL	66222	SLV9813	KS	287
1575	CERTIFIED TREE CARE LLC	Williamson	78634	TYR9320	TX	108
1576	BRANDON PIERRE COMPEAU	Bexar	78221	SGZ6299	TX	188
1577	JOSE MANUEL CASTILLO SAUCEDO	Travis	78724	VPJ3337	TX	310
1578	JABATY MAMBU	Travis	78660	VVK7656	TX	319
1579	AUSTIN TYLER MCVAY	Caldwell	78616	VKX5525	TX	302
1580	ALEXANDRIA SUMMER KENDALL	Williamson	78641	TZH0381	TX	251
1581	MICHAEL H SCHWARTZ	Williamson	78613	LVN4278	TX	156
1582	JACOB KELLER	Williamson	78641	BMWM2	TX	164
1583	MANUEL ALBERTO ARAUJO	Bastrop	78602	TLM0728	TX	216
1584	DANIEL A DE SANTIAGO-FLORES CHEYANNE RAE GRIFFITH	Williamson	78613	VMG8476	TX	276
1585	FELIX GEOVANY HERRERA ESCOBAR	Dallas	75212	PKH6113	TX	313
1586	LOUIS MARTIN	Bastrop	78621	VJF0635	TX	344
1587	LORENA HERNANDEZ GONZALEZ	Liberty	77327	VJX3817	TX	309
1588	AMANDA AMY DIXON	Harris	77099	KPC9617	TX	210
1589	GENNET GIRMAY	Williamson	78641	VCB6145	TX	296



CENTRAL TEXAS REGIONAL
MOBILITY AUTHORITY

CTRMA Prohibited Vehicles

1590	IAN WILLIAM JACKSON	Travis	78660	VJG3870	TX	368
1591	PULLING LLC CHRISTIAN JORGE ALVAREZ	Travis	78660	SJL5259	TX	383
1592	MATTHEW LEWIS THRAILKILL	Guadalupe	78108	TWJ4367	TX	304
1593	PERLA MIRANDA	Travis	78754	TTW8104	TX	172
1594	DOMINIQUE JOSEPH LEVESQUE	Travis	78757	VKY8404	TX	287
1595	KRISTA WILLIAMS	Williamson	78642	TXT4319	TX	163
1596	KEVIN STANLEY ACOSTA DIAZ	Hays	78640	STS5896	TX	136
1597	SHANNON PATRICE HAIRE	Williamson	78641	SMX8823	TX	176
1598	ERIKA VEGA-LOPEZ	Travis	78724	VNZ5539	TX	358
1599	BOBBY ZEHDRAU SINGLETARY	Bexar	78254	TLX2789	TX	233
1600	ISAAC MARTIN GALLEGOS	Williamson	78641	LKB3066	TX	182
1601	MARGARITA ANA ESPINOZA	Travis	78753	VFV0201	TX	229
1602	ERNEST EVERRETT EASON	Travis	78660	TXT5809	TX	208
1603	ELDER OVIDIO RAMIREZ GOMEZ JENNIFER RAMIREZ	Travis	78741	PKT3497	TX	262
1604	DANIEL LEE CHAVEZ JACQUELINE DENISE CHAVEZ	Williamson	76537	VJD9638	TX	250
1605	NANCY ANABEL SOLANO	Williamson	78641	VCY4885	TX	232
1606	ROSLY PIERRE	Travis	78728	VBP1508	TX	176
1607	ASHLEIGH BRAVAKOS LEEGE	Williamson	78641	TRR7831	TX	177
1608	RYAN MAJOR TEMPLE	Travis	78733	TTR4848	TX	254
1609	EMILY JAN REYNOLDS ALBERT LEE REYNOLDS JR	Williamson	78642	SXH9555	TX	189
1610	DARRYION JACKALYNN BOHANNON	Williamson	78642	VML1901	TX	258
1611	ELIU BUESO TORRES	Bastrop	78602	VJG3690	TX	288
1612	ANDREA NICOLE BROWN	Bexar	78211	TMP7874	TX	194
1613	NICO ALEAH TELLEZ	Bexar	78217	SWY2698	TX	194
1614	AMADEYVI VALDEZ	Williamson	78634	SVW9027	TX	210
1615	KENIEL MORALES PALMERO	Travis	78744	TYW7974	TX	250
1616	JEANETTE RODRIGUEZ	Travis	78617	TYW8549	TX	253
1617	ELIO CESAR GALINDO SANTILLAN	Travis	78747	TWL0858	TX	196
1618	NATHANIEL VASQUEZ	Williamson	76537	RPT4869	TX	147
1619	MARLON BAKER	Travis	78744	HWB5999	TX	275
1620	SMART AIR SERVICE CO INC	Travis	78704	RLK2574	TX	258
1621	LINDA LEE WALTON	Bastrop	78621	2VNTM	TX	259
1622	JABULANI KUPENGA MAPOSA	Williamson	78641	6997K33	TX	345
1623	KIMBERLY LEONA ALBRECHT	Williamson	78729	VFT0264	TX	259
1624	JUSTINO JURADO MONDRAGON	Travis	78723	TZH0115	TX	180
1625	MELISSA ANN BRIONES	Travis	78741	VGZ3971	TX	184



CTRMA Prohibited Vehicles

CENTRAL TEXAS REGIONAL
MOBILITY AUTHORITY

1626	CHRISTOPHER PATRICK SCHADE	Williamson	78642	SLP5936	TX	303
1627	EDWIN WILSON	Travis	78724	VJF0942	TX	342
1628	HEROES ATX, LLC	Travis	78736	SLK6989	TX	197
1629	FAVIOLA OLAGUE AGUERO SALVADOR AGUERO	Williamson	78665	JPY0165	TX	170
1630	JOHN ROBINSON JENEL ROBINSON	Williamson	78634	TLK9816	TX	298
1631	TIFFANY LASHON CLARK	Travis	78747	VCX9497	TX	233
1632	CHARLES ARZOLA	Travis	78721	TBS2692	TX	273
1633	MARC ANTHONY JACKSON	Williamson	78665	TFZ6400	TX	160
1634	LIZBETH COELLO	Travis	78725	TZG5809	TX	195
1635	CRYSTAL LYNN BRYANT	Williamson	78642	VPB4158	TX	212
1636	HUNTER GLEEN ROBERTS KERI MARIE MATLEY	Williamson	78641	VPK6063	TX	254
1637	CHRYSTAL SMITH MURPHY	Harris	77083	TSZ7541	TX	261
1638	JUANA OLGUIN-HERNANDEZ	Bastrop	78612	NWS2563	TX	278
1639	ASHLEY RENEE GURKA	Williamson	78613	VFL8406	TX	246
1640	REBECCA ELIZABETH BUCHER	Williamson	76537	VGG2351	TX	135
1641	ERIKA CASTILLO JOHNNY ALEXANDER MARCIA	Travis	78724	VKZ4050	TX	238
1642	LAQUESHA MONIQUE WHITE	Williamson	78626	VFY7016	TX	216
1643	AMY LOUISE MAW DANIEL PHILLIPS MAW	Travis	78758	LCV8430	TX	465
1644	TRISTEN WOOTEN	Travis	78736	RBN2885	TX	236
1645	SAULIUS IMSHA	Travis	78741	RHV5067	TX	284
1646	JESUS GRANADO III	Guadalupe	78108	TWN8490	TX	148
1647	OMAR SILVA ROBERTO SILVA LUJANO	Bastrop	78602	TWJ9085	TX	141
1648	DARNELL EUGENE DIBBLES LACEY RODRIGUEZ DIBBLES	Williamson	78642	VLT3266	TX	251
1649	ALEXANDREA ELENA DELGADO	Travis	78660	SBY3502	TX	141
1650	ANTHONY JONES	Travis	78660	LXW0497	TX	242
1651	CLAREAS WILNESHA BARNES	Travis	78617	VKZ4584	TX	274
1652	ALICIA GAY PALACIOS	Travis	78744	VFS5052	TX	262
1653	BRADLEY OWEN FISHER	Bastrop	78612	VCB9141	TX	181
1654	CAROLYN LEE RODRIGUEZ	Travis	78721	VPJ4871	TX	368
1655	MICHAEL YASHCHUK	Travis	78660	MVM1808	TX	326
1656	MICHAEL ROBERT WOLF	Travis	78747	VJG6731	TX	304
1657	CAPITAL SPECTRUM LP	Hays	78610	SXV4233	TX	241
1658	MAHESH NAIR	Williamson	78681	FFD7820	TX	214
1659	LEEANNA MICHELLE COOK TERRY ANN COOK	Williamson	78613	BTXQEEN	TX	262
1660	KEN STEFFES	Travis	78660	VJG3041	TX	222
1661	DANIEL T DRAKE CHACE R DRAKE	Travis	78653	830482M	TX	143



CENTRAL TEXAS REGIONAL
MOBILITY AUTHORITY

CTRMA Prohibited Vehicles

1662	TATIANA WOHLKING	Williamson	78634	TRP8203	TX	308
1663	MELODY MARIE CROSBY	NULL	78641	TRR9667	TX	147
1664	MARIBEL PEREZ DE ESPINOZA RAUL RODRIGUEZ III	Travis	78653	VKX9221	TX	200
1665	CRISTIE MARIE PURPLE	Travis	78753	TXT1560	TX	309
1666	JERAD EDWIN BRYANT	Hays	78640	SXJ9794	TX	301
1667	BAT CITY BEATS LLC	Williamson	78641	VLT3306	TX	306
1668	IRIS A RODRIGUEZ MARCHECO JESSICA TEJEDA BETANCOURT	Travis	78660	PFR4717	TX	124
1669	JOHNETTE L HOOD	Williamson	76537	TGB7281	TX	188
1670	FREDERICK LEON COY	Williamson	76537	VPJ7516	TX	270
1671	MARIBEL GONZALEZ WILIBALDO CARMONA	Travis	78753	TGM8281	TX	142
1672	JOHN NORMAN II	Midland	79705	6858U44	TX	338
1673	ANNALLYSIA ALLISON, DAVY WESTBROOK	Travis	78653	6763F99	TX	418
1674	SAULO ISRAEL RAMIREZ ALVAREZ	Travis	78750	VFS7306	TX	126
1675	YOLANDA CORONA SAMUEL PINTO CENICEROS	Hays	78610	VJG4830	TX	269
1676	HOMERO GALVAN ARELLANO	Williamson	78641	VJD9801	TX	202
1677	JOSHUA MARTIN MUTZ ZAVALA ERIC AURELIO ZAVALA	Travis	78747	TRP9247	TX	259
1678	QUINTORIA DEVERIA KELLY	Bell	76548	TNR1798	TX	175
1679	LINDSEY BUTLER WILSON MICHAEL RICHARD WILSON	Williamson	78641	RYH6048	TX	264
1680	GUSTAVO EDUARDO CAMPOS ARIAS GABRIEL CAMPOS ARIAS	NULL	78654	TXT0914	TX	232
1681	LISA MARIE GARZA JEREMY ROBERT GARZA	Hays	78610	VNZ5836	TX	265
1682	ANABEL JING ZHANG	Travis	78653	TJB2197	TX	345
1683	LUIS ANDRES LORENZO VENTURA	Hays	78640	TLH8284	TX	215
1684	ROBIN WILLIAMS LAWRENCE	Lubbock	79350	DDW0922	TX	106
1685	LUIS ARMANDO PEREZ PEREZ	Williamson	78641	VNG9830	TX	279
1686	GABRIEL NATHANIEL R GALLAWAY	Hays	78610	TLL5250	TX	273
1687	TRINA MARIE HUDLIN	Travis	78758	RHS8117	TX	139
1688	NEPHI CHYNOWETH	Travis	78754	JRV6064	TX	240
1689	PAUL DANIEL ROSSO	Hays	78666	STS5826	TX	149
1690	CHERY NEHEMIE	NULL	73114	HXA727	OK	223
1691	ARMANDA CORDERO	Travis	78758	TNM1553	TX	242
1692	JASIS ARIEL BETHANCOURT WALKER MARIA ELENA PINEDA DE ROMERO	Travis	78747	RWT9341	TX	219
1693	ANDREA MICHELLE ROWE KYLE PATRICK RANDALL	Williamson	78613	TYV9256	TX	159
1694	STASHA ANN-MARIE MERZ	Bastrop	78612	TYR7104	TX	186
1695	SELINA MICHELE GAWRILUK JAMES KRISTOPHER GAWRILUK	Williamson	78641	VCZ1522	TX	360
1696	NORMA KAY RUSH	Williamson	78641	1WSVR	TX	298
1697	HELEN A MARTINEZ RAMOS	Williamson	78613	TRP9134	TX	172



CENTRAL TEXAS REGIONAL
MOBILITY AUTHORITY

CTRMA Prohibited Vehicles

1698	NATHANIEL MAKKEL BONNER	Bastrop	78621	PSH3219	TX	251
1699	VIRGINIA SHRADER TAMPLIN	Williamson	78613	HZJ7616	TX	142
1700	KATIA ALVAREZ CARRAZANA	Williamson	78665	SJF2202	TX	186
1701	ABIGAIL CHAPARRO JOSELYN ALEXA BLANCO	Bexar	78257	VFS9202	TX	234
1702	VERONICA SOSA	Travis	78617	VBP2971	TX	161
1703	DULCE OLIVIA SANCHEZ RODRIGUEZ	Bastrop	78602	TZH0731	TX	267
1704	TADELECH D WELDEMARIAM	Williamson	78665	GYG7378	TX	223
1705	CLAUDIA M DEJESUS ALBARRAN	Bastrop	78612	VKT0403	TX	245
1706	ALLAN BLAKE CRAWFORD	Travis	78724	VCH9737	TX	209
1707	JOSEPH SCOTT PHILLIPS	Travis	78759	VGH6192	TX	256
1708	MICHELLE RODRIGUEZ	Travis	78753	RXD4209	TX	231
1709	ROBERTO CARLOS ISHIWATA	Bexar	78231	RWK8061	TX	177
1710	SARAH LYNN CAIN	Travis	78758	TZH7153	TX	177
1711	RAVEN BARBOZA	Travis	78745	VBP2294	TX	186
1712	MADISON EILEEN HAYES	Williamson	78717	VBY1064	TX	148
1713	LATASHA ANN WILSON ALVIN DEWAYNE WALKER	Bastrop	78612	RVW4606	TX	293
1714	JASON LAURENT	Williamson	78717	20WVX8	TX	170
1715	MARIAH LARAE ATIYA	Williamson	78646	SYJ5034	TX	171
1716	RODRIGUEZ, MIGUEL	Travis	78653	6963R20	TX	427
1717	LAJUANA DUKES SMITH	Travis	78753	TJW5958	TX	155
1718	CHARLES WESLEY JOHNS JR	Williamson	78634	VCY8552	TX	162
1719	TRANSCO LIVERY SERVICES INC	Travis	78725	T85715	TX	336
1720	JEREMY JOSEPH WILSON	Bastrop	78621	TPX1120	TX	197
1721	ROBERT M DURAN	Travis	78617	SLL3680	TX	120
1722	BRIAN ALAN DUNHAM	Williamson	78665	VTB8083	TX	323
1723	ELANTRA NAVONE WATERS	Travis	78723	VVL0157	TX	337
1724	OKEMA NIKIE GLOVER	Burnet	78605	SXF5407	TX	150
1725	TIMOTHY GUY SUMMERFIELD JESSICA ELIZABETH MARTIN	Upshur	75755	MKS6336	TX	247
1726	MARLENA WHITE	Williamson	78729	VVK0735	TX	361
1727	YVETTE ELENA GONZALEZ	Williamson	78665	TYR8202	TX	261
1728	ADRIANA PILAR RINCON	Gonzales	78959	TCY4617	TX	196
1729	FALLON WOODARD	Williamson	78641	TRN0080	TX	149
1730	JAMES RAY LEWIS	Bastrop	78612	SRL6762	TX	281
1731	RAUL ALBERTO SAENZ MIRANDA NORMA ANGELICA ORTIZ HERNANDEZ	Travis	78748	VBN4048	TX	186
1732	RICI RANORLD BROWN	Williamson	78665	VDF5367	TX	191
1733	ALYSSA MARIE CADENA	Williamson	78628	VFL9336	TX	219



CENTRAL TEXAS REGIONAL
MOBILITY AUTHORITY

CTRMA Prohibited Vehicles

1734	NATIVIDAD TITO RUIZ III	Bastrop	78621	VFT6648	TX	226
1735	STEVEN OLIVAREZ	Travis	78660	EVENT1T	TX	169
1736	ALEXANDRA TAPIA	Cameron	78586	VJH5812	TX	283
1737	CLAUDINE DENISE GUERRERO	Travis	78653	SVW6463	TX	203
1738	CLIFTON HOLDER	Caldwell	78616	RHZ5656	TX	135
1739	BARDY Z ESTEVANOTT	NULL	38133	BSM7813	TN	279
1740	LEE CHRISTIAN TOMAN	Wilson	78160	TXH8369	TX	294
1741	CHERYL NEWMAN	Williamson	78664	VFL6464	TX	160
1742	CHRISTOPHER OSORIO	Travis	78725	VXR9609	TX	356
1743	ADA RAMON BAZAN	Williamson	78681	VKZ8107	TX	245
1744	ALICIA DANELLE LARA	Caldwell	78644	VNH0350	TX	275
1745	RYAN NICHOLAS WORTHLEY	Travis	78744	TPC4482	TX	158
1746	JESSIE DAVID BROTHERS	Williamson	78628	TZW0069	TX	208
1747	ELVIS ENRIQUE DIAZ HERNANDEZ	Travis	78653	VPJ8965	TX	366
1748	AMY KRISTIAN PRICE	Williamson	78613	TWL8750	TX	149
1749	HOWARD CHACON	NULL	76541	6832N68	TX	346
1750	DENETTE LORRAINE LOVE	Williamson	78665	CF4G911	TX	242
1751	LAUREN ALEXIS RUSH	Travis	78749	TNL3874	TX	207
1752	MARIBEL BARRIGA CIRA JAZYLYN MICHELLE CRUZ BARRIGA	Bastrop	78612	TNK8736	TX	278
1753	LILIANA FRANCO	Bastrop	78612	TZZ2529	TX	152
1754	SHARON KAY HAFERKAMP	Burnet	78611	RDX3258	TX	267
1755	MELINDA MAE CHARLESTON CHANEL L CATES	Victoria	77901	VJG3971	TX	206
1756	TRANSPORTATION COMMODITIES INC	NULL	92335	RYV3823	CA	135
1757	NAJEE DECHELLE POLK	Travis	78653	VJG5052	TX	293
1758	GUILLERMO MARTINEZ BLAS	Travis	78653	TCW9828	TX	190
1759	JALEN MARCUS CARRINGTON	Williamson	78665	VWH5193	TX	281
1760	CODY ALAN HERNANDEZ	Victoria	77901	CMD8425	TX	140
1761	JUDITH GUADALUPE NOVOA DANIEL RAMIREZ NOVOA	Hays	78610	VFX9937	TX	216
1762	PRISCILLA ORTEGA DIAZ	Bastrop	78621	HLL8574	TX	191
1763	CHERRY M MYERS	Harris	77093	BL28328	TX	275
1764	WILLIS LEE SMITH JR	Williamson	78641	TWL6727	TX	193
1765	RONY HERNANDEZ SANCHEZ	Travis	78721	VVY2821	TX	396
1766	MADELYNE RODRIGUEZ	Travis	78725	SWV3461	TX	227
1767	ELFREDA BANBURY RACHEL ASHLEY BANBURY	Travis	78750	VFL4430	TX	164
1768	PESADO GRANITE & MARBLE LLC JOSE A CARRIZALES MACIAS	Travis	78617	VJF5746	TX	290
1769	ALDOLFO CORREA CALDERON	Travis	78653	SPC7617	TX	172



CENTRAL TEXAS REGIONAL
MOBILITY AUTHORITY

CTRMA Prohibited Vehicles

1770	ROY EDWARD COCKRELL KOBIE RYAN COCKRELL	Lampasas	76550	VDH0349	TX	167
1771	ALAN LAMONT HARRIGAN	Travis	78723	SVW0464	TX	136
1772	GABRIEL DAVILA	Brazoria	77566	MMD0394	TX	242
1773	MILTON GEOVANI PEREZ CHOC	Travis	78758	VJG6133	TX	376
1774	JAYBON BALILI LORETT KAYLA ELIZABETH NICHOLS	Williamson	78729	VFL8557	TX	161
1775	BRANDON ALLAN CRYER	Williamson	78613	SPC1042	TX	160
1776	AURELIO GARCIA JR RACHEL ANN GARCIA	Bastrop	78621	VBV2865	TX	177
1777	EDWARD DURAN	Travis	78741	VFS7359	TX	179
1778	RACHEL CORRINE HUMPHREYS	Lampasas	76550	VMN8512	TX	359
1779	ENYINNA KALU OGBAA	Travis	78727	VNW0334	TX	307
1780	EDUARDO DELGADILLO	Bastrop	78602	TNF2904	TX	128
1781	MICHAEL DAN EDDLEMAN ELIZABETH SHELLEY PAGE	Williamson	78613	TWL7016	TX	182
1782	THOMAS JOHN LOVELIDGE IV	Hays	78610	VJN5271	TX	185
1783	JONNY ALVAREZ HERNANDEZ	NULL	58047	166EBN	ND	161
1784	CEDRIC ELI MOLINA	Travis	78744	VJG4592	TX	315
1785	DANIEL RUZ	Travis	78660	MHC9108	TX	202
1786	JAMES ALBERT SALAZAR	Travis	78745	HTM9029	TX	286
1787	MICHAEL ANTHONY SAWYER	Williamson	78641	6760V91	TX	330
1788	SAMANTHA ANN LOVATO	Travis	78617	SFV0900	TX	157
1789	JENNIFER GAYNELLE HARDISON	Travis	78724	NZB4970	TX	304
1790	MA EDUVIGES SALCEDO REVELES	Bastrop	78621	TLY3104	TX	178
1791	ETA TRANSPORTATION, LLC	Williamson	78664	VCK2848	TX	188
1792	JULIO PEREA	Burnet	78611	VBC5612	TX	160
1793	MARIAH SERINA SANCHEZ JUAN SANCHEZ IV	Hays	78666	VBT1177	TX	148
1794	BENJAMIN WESLEY VAUGHAN JR SASHA MARQUIDRA CHURCH	Williamson	78665	TYR7286	TX	124
1795	OMAR ALONZO JR	Hays	78640	VKX4810	TX	195
1796	BRIAN SCOTT CHILTON JOSEPH T HONEGGER	Travis	78723	TPZ0357	TX	141
1797	JASMIN ABIGAIL QUIROZ OZORIO	Travis	78744	VNW1831	TX	237
1798	JACOB OFEI	Travis	78744	SJA1DH	TX	264
1799	EVERETT WAYNE JOHNSON	Williamson	78665	TWN3833	TX	175
1800	KAYLA ELAINE BURCHFIELD EDWARD LEVI BURCHFIELD JR	Hays	78640	RLG4679	TX	256
1801	SANIAH BENSON	Waller	77445	TGY7936	TX	131
1802	LUIS ALBERTO MENDOZA	Bastrop	78612	VJG7973	TX	265
1803	BIANCA MARIE MARTINEZ	Fort Bend	77471	TPJ0013	TX	192
1804	CHANCE MONTANA GONZALES	Bastrop	78957	VKN6335	TX	261
1805	TA-REL ROCHE-RUNNELS	Williamson	78642	VBP3894	TX	278



CENTRAL TEXAS REGIONAL
MOBILITY AUTHORITY

CTRMA Prohibited Vehicles

1806	CHARELL V LEMUEL	Bastrop	78602	SMK9312	TX	177
1807	DERICK RAMON COLEMAN NATALIE ESTRADA	Travis	78660	TDZ6080	TX	163
1808	RENE ROMEO HERNANDEZ AMBER RENEE HERNANDEZ	Hidalgo	78501	PLC5886	TX	221
1809	KOLBY JOSEPH PETRUS	Travis	78759	VND6378	TX	257
1810	JEFFERSON J VILLAMIZAR G	Travis	78724	TYL7119	TX	212
1811	JUAN CARLOS SAMANIEGO JR ARISDELGY HERNANDEZ	Williamson	78664	VBG5364	TX	128
1812	LESLIE MARJORIE BACON-KNOPF	Bexar	78240	GST8326	TX	127
1813	JUAN CARLOS PEREZ VILLANUEVA	Williamson	78634	TVH4599	TX	167
1814	CASEY JONES MICHAEL HELEN MARIE MICHAEL	Williamson	78634	TCC9223	TX	272
1815	ROXANN GABRIELLE RICHARDSON	Travis	78753	TZZ7582	TX	201
1816	TRACYE LYNN ORANGE	Williamson	78634	BY8S127	TX	265
1817	FRANCES MARGARET WAGGONER	Harris	77080	MMM9993	TX	331
1818	CYNTHIA DE LOS SANTOS	Hays	78640	PJL2456	TX	240
1819	ALEXIS RAFAEL CHAPMAN PUPO	Travis	78660	VDY3255	TX	211
1820	FERNANDA BENITEZ CRUZ LUIS ENRRIQUE CRUZ	Williamson	78628	VJG0360	TX	245
1821	MALENA ASCENCION CANDELARIA WILLIAM DERRICK MADOLE	Williamson	78613	KBH9866	TX	214
1822	STEPHANIE MICHELLE VERVER	Travis	78660	VJF5532	TX	197
1823	FERNANDO ANIBAL PALACIOS COREA	Guadalupe	78108	TXY8378	TX	166
1824	CYNTHIA MARIE VALERO	Hays	78640	MSV9967	TX	302
1825	LACY LANKFORD SMYTHE	Travis	78731	TNC6838	TX	137
1826	MONICA SALAZAR GUZMAN AILEENE JASMINE ROSALES	Hays	78610	VPF0210	TX	281
1827	TSION ATNAFE BEYENE	Travis	78653	SHB6148	TX	341
1828	SELMA RODRIGUEZ	Travis	78660	SJL8325	TX	124
1829	JUAN SORIA	Travis	78753	TGB1811	TX	255
1830	JUAN AMBROCIO MERAZ CORINIA MICHELLE BROCK	Travis	78744	VPH6009	TX	276
1831	LORRAINE RUTH PATINO	Travis	78653	RBV6320	TX	433
1832	DANIEL ROJO IV	Travis	78748	TZG4164	TX	197
1833	EDGAR VELASCO RAMOS	Travis	78758	TLY4241	TX	187
1834	KAYLA MICHELLE MENDOZA	Val Verde	78840	VTJ5937	TX	373
1835	JIMMIE LOPEZ JR VANESSA LAUREN LOPEZ	Travis	78652	VCY0877	TX	185
1836	ZAFAR ABDURAKHIMOV STANISLAV MISHENIN	Williamson	78641	TLL6986	TX	270
1837	SARA EMMERT	Bastrop	78602	PNF7877	TX	166
1838	SARAH WALLACE	Travis	78653	TWN8024	TX	337
1839	MARCELO GOMEZ ALCARAZ	Travis	78719	VCB7293	TX	195
1840	MONICA MARIA FLORES RAMIREZ	Williamson	78626	TXN2211	TX	166
1841	SMITH CONTRACTING	Travis	78728	FKV5739	TX	197



CENTRAL TEXAS REGIONAL
MOBILITY AUTHORITY

CTRMA Prohibited Vehicles

1842	KIMBERLY NICHOLE BROWN	Williamson	78717	TDH9501	TX	125
1843	JOSHUA R MAURAI	Travis	78741	VJF5761	TX	223
1844	Cori L Cavazos	Travis	78725	TC0NT1T	TX	340
1845	ALEXANDRA LYN JAUREGUI	Williamson	78641	TVH5608	TX	146
1846	DYLAN RODGER MORRISON	Williamson	78641	TXT5121	TX	141
1847	JEFF AL SMOGER	NULL	97306	CB55226	OR	129
1848	JOSE RAUL CASTILLO	Travis	78752	156067M	TX	141
1849	ELIENNYS LEGRA TELLEZ	Travis	78660	TRR5311	TX	131
1850	MONICA GABRIELA PALOMO	Hays	78640	TBM7651	TX	169
1851	JAMES BRENTON CHRISTIAN	NULL	78645	VLM2675	TX	230
1852	LUIS EDUARDO RIVERA	Williamson	78641	TCX7089	TX	205
1853	ALEXIA KRISTIAN PUGH RUSSELL THOMAS PUGH	Williamson	78628	VKY8020	TX	226
1854	ROBERT SCHAUN BROWN	Bastrop	78621	TWN6343	TX	183
1855	LEONEL MOLINA	Williamson	76537	VWG2709	TX	382
1856	STEPHANIE MAGDY SALAMA JESUS MATEO LOPEZ	Travis	78660	VNC9729	TX	386
1857	MICHAEL ALBERT GUTIERREZ	Hidalgo	78501	TYY1334	TX	261
1858	CHANCE COLLIER GIVENS	Travis	78701	TXB7784	TX	171
1859	MELISSA ANN ETIENNE	Travis	78734	TXM1151	TX	143
1860	MOALA FALEKAKALA FALAHOLA	Travis	78653	TLV4373	TX	245
1861	VICTORIA REYNA	Bastrop	78612	TYW7699	TX	249
1862	DAVID PATRICK JOINER BONNIE RENEE FULLER	Williamson	78641	VFT5159	TX	170
1863	KIRSTEN PATTERSON	Travis	78731	BT3X545	TX	196
1864	KRISTA NICOLE REID	Coryell	76522	TRX8819	TX	161
1865	YOLANDA MORALES VILLA	Bastrop	78602	VMN6442	TX	256
1866	FRANCISCA G FRAUSTO MARTINEZ	Caldwell	78656	TTY8690	TX	141
1867	RIQUILDA VANESSA URDANETA	Tarrant	76118	SGF5234	TX	267
1868	GUARDIAN MEDICAL TRANSPORTATION INC	Hays	78640	VNZ4947	TX	241
1869	REAGAN DEMPSEY HIBBS	Bastrop	78602	VGB0988	TX	222
1870	TYLER C COPELAND	Williamson	78626	TCHVSE	TX	150
1871	ALEJANDRA DE ALBA	Travis	78724	SSL9453	TX	283
1872	MORRIS N LYLES IV	Hays	78640	VFL5483	TX	199
1873	BRENDA WHITED	Travis	78653	PLX8507	TX	157
1874	MICHAEL RYAN BERENDSEN	Travis	78660	VPB5130	TX	224
1875	CHRISTINE JESTER	Travis	78757	JBP1990	TX	148
1876	LEKEITRA DENISE BUCHANAN	Travis	78653	SSJ9479	TX	354
1877	JAMIE KIRSTIE MUNOZ	Travis	78747	VCY6912	TX	184



CENTRAL TEXAS REGIONAL
MOBILITY AUTHORITY

CTRMA Prohibited Vehicles

1878	LOGAN A MADDEN	NULL	37130	174BNLJ	TN	243
1879	LASHONDA RENE BRAZELL	Travis	78753	VFT6683	TX	281
1880	KINITA BUTLER	Travis	78724	VJG4350	TX	288
1881	THEREZA OBY OKEREKE	Williamson	78665	TTC3916	TX	334
1882	DENIS A VELASQUEZ CONTRERAS	Travis	78748	VPF1514	TX	299
1883	GABRIELLA VICTORIA PICON	Travis	78744	VNW2321	TX	278
1884	CHRISTIAN ANDREW WILLIAMS	Williamson	78681	SDG7266	TX	345
1885	KELSEY D SUGGS	Williamson	78641	VBG3897	TX	321
1886	YOENDYS R PEREZ PEREIRA	Travis	78653	VFS2856	TX	197
1887	KAREN WALKER	Williamson	78634	RWW7551	TX	195
1888	DYKHYSTA BAILEY	Travis	78653	VNC8830	TX	244
1889	ROSE MARIE SCOTT	Williamson	78641	JBP3459	TX	176
1890	CHEYENNE LEXIE BROWN	Williamson	78717	KSV0043	TX	235
1891	SANTOS I SANDOVAL SANCHEZ	Travis	78653	TXB3712	TX	257
1892	JAVIER ANTO LAINEZ CASTELLANOS MANUEL LEONEL AGUILAR OROZCO	Burnet	78605	RYX8096	TX	272
1893	JOSE CARMEN MORALES ESTRADA	Travis	78617	VBP6384	TX	264
1894	ARIEL REYES MARTINEZ	Travis	78728	TLY9569	TX	158
1895	NINA SOPHIA JOHNSON HOUSE	Travis	78753	VKL9699	TX	295
1896	MICHAEL DAWNTRAY JOHNSON MICHELLE NICOLE NICKLEBERRY	Travis	78660	TTB9924	TX	133
1897	ROSA ELVIRA LOPEZ MANTAR MABILIA JANNETTE LOPEZ	Travis	78617	VJF0260	TX	204
1898	EVE ALCALA ALEMAN SELINA FLORES RENEE	Travis	78744	VBP1015	TX	170
1899	JUAN G MARTINEZ AGUILLON	Travis	78724	VTB8027	TX	373
1900	JASMINE JOYCELYNN BROWN	Travis	78704	VPJ3511	TX	318
1901	ARMANDO ARMAS	Travis	78747	TWP3424	TX	130
1902	MELANIE LYNNE JONES	Williamson	78681	VCY3020	TX	148
1903	JORDAN LEE GARZA MARIAH ALEXANDRA GARCIA	Travis	78725	VBP1613	TX	179
1904	HIPOLITO SALAZAR	Williamson	78626	TFZ7314	TX	204
1905	RICHARD STERLING KELLY LEAH MARIE KELLY	Travis	78652	VGY5652	TX	147
1906	WILKIER J CHACIN MARQUEZ	Travis	78727	VKP4985	TX	190
1907	BERENICE LOPEZ DUQUE	Travis	78617	SLL5622	TX	274
1908	ROBERT LEE	Williamson	78642	PDX8549	TX	184
1909	MICHAEL ANTHONY VASQUEZ ROSEMARIE M VASQUEZ	Travis	78645	VJM7947	TX	250
1910	HENRY J GUTIERREZ RODRIGUEZ	Williamson	78613	TCX6163	TX	161
1911	GABINO ANDRES SAUCEDO	Bexar	78222	SWJ5267	TX	190
1912	AMANDA CASTANEDA	Travis	78747	VNZ4334	TX	257
1913	AQUAVIA SIERRA PORTER	Bell	76543	TFC5924	TX	181



CTRMA Prohibited Vehicles

CENTRAL TEXAS REGIONAL
MOBILITY AUTHORITY

1914	ERIC LEE WALLIS	Hays	78610	NWY0442	TX	178
1915	MELISSA YAHIRA HERNANDEZ	Travis	78744	GBC8328	TX	249
1916	TYLER G JOHNSON JACQUELINE E DALEHITE	Williamson	78626	TVH6809	TX	136
1917	THOMAS L JACOB III	Brazoria	77531	BLW3704	TX	124
1918	SARAH PATTERSON	Bastrop	78602	LVN4735	TX	209
1919	JOSE ENRIQUE CORTES-RAMIREZ	NULL	77530	TFT2286	TX	323
1920	GEORGE MILTON SWEENEY	Hays	78640	TWL6321	TX	159
1921	GEORGETTE D SCROGGINS DARIN TERRELL SCROGGINS JR	Travis	78724	VKZ2341	TX	238
1922	VALERIA ABIGAIL RIVERA SOSA	Travis	78747	VFS9806	TX	242
1923	TESSA RANGEL	Travis	78748	PLW6840	TX	152
1924	DARWIN ADALID PALMA LAINEZ	Travis	78753	VJF4810	TX	312
1925	LUIS PABLO OLALDE GOMEZ	Tarrant	76114	VMG5919	TX	217
1926	LARRY RENARD CARTER EVELYN JEWEL CLARK	Travis	78723	VVL9111	TX	431
1927	NAROISHA AHSABI BELLE TOMMIE JEAN JARMON	Fort Bend	77469	TBY0705	TX	165
1928	GWENDOLYN FRANKLIN	Travis	78756	VPJ8519	TX	255
1929	JOSE ALFREDO CAMPUZANO JR	Travis	78653	SPW6618	TX	287
1930	REINIER PEREZ FELIPE	Travis	78745	VDP6890	TX	191
1931	JULIANA V MARROQUIN DELGADO	Bexar	78247	VNF0177	TX	253
1932	DERECHA DANIELLE CANNON	Travis	78732	SLJ5519	TX	123
1933	J CRUZ GUZMAN	Williamson	76574	KKC0011	TX	145
1934	KEVIN LOET	Midland	79707	TCN3441	TX	163
1935	SHARON HILL	Lampasas	76539	PVP3775	TX	279
1936	ANTHONY THOMAS RAMON	Travis	78653	VKZ8553	TX	325
1937	JESSICA LYNETTE CRANE CVIJIC BOZIDAR CVIJIC	Milam	76567	VPJ8758	TX	277
1938	MELISSA SALINAS MIRELES	Williamson	78626	VKY7704	TX	203
1939	ESDRAS XAVIER MUNOZ GOMEZ	Travis	78753	VTB3857	TX	425
1940	ELIZABETH DELVALLE	Williamson	78628	VKY7987	TX	342
1941	RYAN ELIOT FOROUGH	Williamson	78613	BVS8439	TX	234
1942	JUAN DIEGO QUETZALCOATL	Travis	78758	SHD0155	TX	128
1943	SANTOS RAMIRO MARTINEZ JR JERRY ALEXANDER MARTINEZ	Travis	78744	VHK1362	TX	264
1944	EDWARD JOSEPH VASQUEZ JR	Travis	78617	VBP1171	TX	157
1945	JOSE LUIS S MAYA CALTZONTZIN	Williamson	76537	VKY4749	TX	243
1946	EMILY MEGAN CUPP DANIEL JAMES BERNHARDT	Travis	78660	TRP6820	TX	161
1947	CHELSEA FAITH BOYER	Travis	78653	TWK6480	TX	222
1948	JOSE JULIO MARTINEZ ESCOBAR	Milam	76567	TZC3459	TX	141
1949	GAVIN G ANGULO	Madison	77864	RFB9770	TX	245



CENTRAL TEXAS REGIONAL
MOBILITY AUTHORITY

CTRMA Prohibited Vehicles

1950	MARTIN JOSEPH VALDEZ	Hays	78640	VJT3645	TX	240
1951	JOSE SANTOS FUENTES	Bexar	78214	TBZ6147	TX	147
1952	JAIME HUMBERTO NUNEZ MENDOZA	Hays	78640	THZ8624	TX	292
1953	ALLYSON WHITEHEAD	Hays	78610	VBN6419	TX	178
1954	CHRISTOPHER E DULIBAN	Williamson	78641	VTS0561	TX	334
1955	MARLEN JAIMES HERNANDEZ	Bastrop	78659	LZP8689	TX	397
1956	NATANIEL YAIR SALAS CEBALLOS	Caldwell	78616	TVJ8832	TX	144
1957	DEBORAH ANNETTE ARMSTRONG	Bexar	78240	DSD3269	TX	331
1958	DONTE JAMAL EVANS	Bell	76548	NWV8983	TX	122
1959	TINA LOUISE SHORT JAMES TERRELL SHORT	Travis	78724	VGB0509	TX	236
1960	JENNIFER MARIE ROJAS	Hays	78640	VCD5704	TX	139
1961	TYESHIA DIANNE SMITH	Travis	78744	VJG8392	TX	220
1962	FREDRICK LEE WOOLEY	Harris	77532	VTZ8323	TX	342
1963	LEE ANTHONY ORTIZ	Williamson	78628	LXT2889	TX	176
1964	WASTE CONNECTIONS LONE STAR INC	Travis	78719	1M00301	TX	175
1965	KARL HUGO SCHULTE	Travis	78726	SKK2132	TX	208
1966	JASMINE JEANAE PRICE	Williamson	78634	HPC7417	TX	154
1967	AMERHA CASEY ROSS JORDAN MIGUEL WRIGHT	Travis	78744	VPK5441	TX	278
1968	BLAKE B POWERS	Bexar	78231	AZ53706	TX	229
1969	ZEOLA CAVANAUGH WILSON ZACHARY KEE YOUNG	Williamson	78613	VBP2460	TX	150
1970	JAIME LEON-PORCAYO	Travis	78741	MVY8205	TX	172
1971	TAYLOR MICHAEL JOYNER	Williamson	78717	VCB7321	TX	155
1972	KIATTISAK PHAPA	Travis	78704	TZG0400	TX	152
1973	STEVE FLYNN	Travis	78744	VVL5617	TX	300
1974	MARISSA RAE HETZER	Lampasas	76550	5RWCM	TX	184
1975	DEBRA RAMOS	Williamson	78665	VWG5412	TX	337
1976	HEATHER KRISTINE PEARSON	Travis	78660	TWK7501	TX	144
1977	PEDRO NAJERA BELTRAN JOSE ANTONIO NAJERA-RAMIREZ	Travis	78745	VFS8893	TX	146
1978	SEAN ANTHONY ROSALES	Travis	78660	SPW4317	TX	221
1979	MARIA D PEREZ MENDOZA	Travis	78753	VMV3402	TX	282
1980	VINCENT GABRIEL CAMPOS	Travis	78719	LBV8375	TX	298
1981	GUMECINDO LOPEZ	Travis	78744	BRN4641	TX	162
1982	ALMA YADIRA DELGADILLO EDUARDO RODRIGUEZ	Hays	78640	VJD9727	TX	252
1983	Christine FULTON-ELLIS	Bastrop	78621	VJS4504	TX	209
1984	DEREK LLOYD BROWN	Williamson	78634	VBG5812	TX	133
1985	BRITTANY JAY	Travis	78617	VJS2918	TX	236



CENTRAL TEXAS REGIONAL
MOBILITY AUTHORITY

CTRMA Prohibited Vehicles

1986	TAYLOR BROOKE GUERRERO	Travis	78745	TZH2931	TX	226
1987	JOSE SANTOS SEGURA DIAZ	Bastrop	78612	SKP0702	TX	172
1988	JOSHUA MARTIN RACHAL	Williamson	78642	TRP9882	TX	212
1989	JOSE A ESPINOSA ALMA D RODEA	Bell	76513	RPB8773	TX	197
1990	CARLOS ALBERTO DELGADO ROMERO MIREYA CRISTIN CAMBERO CORDERO	Travis	78745	VNH4817	TX	213
1991	MASON LE TRELLE MCCOY	Travis	78745	VBP6141	TX	171
1992	VALERIA STEPHANIA SANTOS GODOY	Guadalupe	78155	VPB5640	TX	198
1993	TERRY MOORE	Harris	77095	RNB5117	TX	175
1994	ELLIOTTNISHA WILLIAMS	Travis	78753	TZH1953	TX	248
1995	VICTOR RAFAEL PAGAN	Travis	78728	VLT0735	TX	244
1996	EDWIN ESPINOSA	Harris	77041	TLC3578	TX	167
1997	GUADALUPE TORRES GEORGE GRANDO CASTRO	Hays	78640	GR67FD	TX	160
1998	JOSE MANUEL ROJAS-MORALES	Bastrop	78602	VGS0815	TX	201
1999	KRHISTINE OLIVIA JONES	Williamson	78634	SYS4500	TX	110
2000	BENJAMIN S ADAMS HENDRICKSON	Bastrop	78612	TZZ2425	TX	161
2001	ANGELICA MARTINEZ PETE MARTINEZ	Williamson	76537	TNM3062	TX	123
2002	MARIE ISABEL MONTES	Williamson	78665	DXD7146	TX	220
2003	DAIMENION L SHELTON	Travis	78714	TRN0064	TX	251
2004	MARK D BAKER	Travis	78644	JNP3572	TX	309
2005	RICARDO ORTIZ	Travis	78741	VBW2945	TX	168
2006	JOSE LUIS MORENO-ARROYO	Bastrop	78621	VVL4472	TX	435
2007	GRESIA SALINAS	Hidalgo	78560	VBW6430	TX	224
2008	MARTIN FERGUSON	Bell	76541	TTT7528	TX	139
2009	CESAR JESUS UGARTE ROGEL	Travis	78653	VKZ0034	TX	302
2010	JESSIE CAMARILLO	Hays	78610	VKZ0102	TX	208
2011	HB&M DRILLING	Midland	79706	VGX2018	TX	233
2012	ROBERT STUART	Bastrop	78602	KTG9648	TX	219
2013	RUBEN MICHAEL HERNANDEZ MARIA LOZA HERNANDEZ	Travis	78653	KJD7476	TX	327
2014	ABSTRACT DATA LLC	Travis	78726	VFT9567	TX	136
2015	ALLISON LYNN YBARRA	Bastrop	78621	VXR9868	TX	341
2016	JOSE NERY ALARCON	Williamson	78664	TPT8773	TX	148
2017	STEPHANIE N MARTIN BURDITT	Bastrop	78621	8SNPP	TX	204
2018	CHANELLE YVETTE WALKER	Travis	78724	6681K53	TX	343
2019	MATTHEW ISAIAH JARAMILLO	Travis	78726	VBW7780	TX	299
2020	ANTHONY M SIMS	NULL	80918	CJIK26	CO	173
2021	PEDRO AVILA RODRIGUEZ	Travis	78758	VVK0574	TX	256



CENTRAL TEXAS REGIONAL
MOBILITY AUTHORITY

CTRMA Prohibited Vehicles

2022	BENNY CHRISTIAN REYES	Travis	78617	TZZ2548	TX	325
2023	LAWRENCE KEITH HARDEMAN DEANDRA TONELL HARDEMAN	Travis	78660	VPK0310	TX	275
2024	JORDAN CHASE BEXLEY	Lee	78947	HNR9601	TX	195
2025	FREDERICK LAMARR HOUSTON	Williamson	78641	VCB6622	TX	134
2026	NORINA CASTANEDA SANCHEZ	Hays	78640	RBW0779	TX	114
2027	STEPHAN BRY VAUGHN	Travis	78748	VWG2412	TX	371
2028	PAUL ANTHONY ESTRADA	Travis	78754	VKZ2011	TX	224
2029	NIVEA SILVA-CABRERA	Williamson	78641	KCD0051	TX	199
2030	ACHILLES HIMEY PATI VICTORINA KUULEI KAAIHUE	Bell	76549	VBW3074	TX	141
2031	MICHAEL M FLEMING JR	Travis	78723	6789L78	TX	312
2032	PETRA TOVAR PEREZ	Travis	78617	TLL3196	TX	142
2033	JONATHAN DAVID BEAUDRIE	Travis	78754	TTB4827	TX	134
2034	DALTON TERELE MC GAFFENY	Williamson	78641	SPJ2066	TX	215
2035	CHARLI MORADI GHADI	Travis	78645	VCN8271	TX	171
2036	RYAN MATTHEW FOUTS	Williamson	78634	927197K	TX	139
2037	TEX-SAN SITE SERVICES, LLC	Wilson	78121	TDK2132	TX	225
2038	SIBYL WHITE MARSHALL	Williamson	78634	JSK7996	TX	266
2039	IMER PEREZ VERDUGO	NULL	78724	RBN6761	TX	255
2040	YOEL AGUILERA	Williamson	78664	TPS5812	TX	152
2041	DREW BARKER	Williamson	78613	THW4561	TX	141
2042	CHRISTOPHER NICHOLAS MARTIN PAYNE	Travis	78660	VJP6206	TX	250
2043	ROBERTO ESTEVANES	Hidalgo	78543	VBS7949	TX	158
2044	MONICA ANN GALVAN	Travis	78702	TPC5660	TX	117
2045	JOSE CEBALLOS PRADO	Williamson	78642	PPH1810	TX	272
2046	BRANDON JAMAL OWENS	Travis	78653	VBY2735	TX	204
2047	CHRISTIAN ZAVALA RODRIGUEZ	Bastrop	78612	6729D85	TX	273
2048	WILLIAM GEST	Travis	78759	KDB4391	TX	155
2049	JOHN ALEMAN FLORA LONGORIA	Travis	78747	VJF0734	TX	265
2050	LAURA ANNE RAINEY	Hays	78737	VFT5019	TX	138
2051	RONNIE LEWIS HOLT JR LENORA WHITE HOLT	Bastrop	78957	TZN8336	TX	129
2052	ZON EDWARD GIBBS EMILY ANN GIBBS	Williamson	78641	TSN7387	TX	130
2053	KEVIN HILL	Coryell	76522	RZD6045	TX	201
2054	CHARLES DAVID ENDERS	Travis	78744	VPJ8483	TX	228
2055	EYMAR J HERNANDEZ BENAVIDES JENNY K VILLAMIZAR RODRIGUEZ	Travis	78748	VVK6482	TX	310
2056	MIGUEL MONTOYA	Caldwell	78616	SYP5270	TX	232
2057	NANCY LANETTE CANTRELL	Travis	78749	MCK2775	TX	323



CENTRAL TEXAS REGIONAL
MOBILITY AUTHORITY

CTRMA Prohibited Vehicles

2058	JOHANA VANNESSA AGUILAR SOTO	Williamson	78664	RMP1925	TX	124
2059	MATTHEW GODOY	Travis	78741	VCD5549	TX	178
2060	WINSTON NYEMA TAYLOR SR	Williamson	78634	VCB6952	TX	145
2061	RONALD H. CLARK KARLIN CLARK	Hays	78610	HMH7281	TX	293
2062	JILL MARIE SHREVE	Caldwell	78644	VJS9340	TX	172
2063	JUAN A GARCIA VALADEZ	Travis	78653	VPG7727	TX	265
2064	MARY CHRISTINE MARTINEZ	Travis	78747	GYZ8620	TX	171
2065	GREGG A RIGHTMYER	Lampasas	76853	NYV6328	TX	441
2066	ANTONIO RAMOS II	Travis	78741	CSZ3112	TX	230
2067	JHONG ALBERTO BENITEZ ANDRADE	Fort Bend	77494	SDH5097	TX	142
2068	MARIE ANTIONETT SHORTER	Bell	76542	VMG3671	TX	217
2069	KELLY I DORSETT	Williamson	78641	3WSVL	TX	251
2070	LORENZO RIOS	Travis	78753	VJB6889	TX	192
2071	MAGALI BAUTISTA VELASQUEZ	Travis	78728	TXF1256	TX	136
2072	ANDRES JAIMES CASTELAN	NULL	78653	VNH2575	TX	279
2073	HOWARD JAMES RYAN	Milam	76567	TRM4963	TX	149
2074	TANIA A ZIMMER	NULL	98155	CLM9568	WA	269
2075	PATRICIA RODRIGUEZ	Williamson	78642	VBG5140	TX	145
2076	BENJAMIN M BRAVO	Travis	78749	MHC2296	TX	151
2077	XAVIER REYNARD JOSEPH OTEMS	Travis	78758	VPK3252	TX	258
2078	KAR BAR LLC ADRIAN RODRIGUEZ	Travis	78758	LDZ2793	TX	264
2079	BISHOP MCCONNELL IV	Travis	78753	VCX9482	TX	155
2080	KEITH BRIAN NEWTON	Travis	78660	VKY1925	TX	334
2081	BRADILYN RAICHALE RANDLE	Bell	76502	TXF0785	TX	189
2082	JOSEPH JOSHUA HAEFNER	Tarrant	76107	TWK0941	TX	134
2083	ASHLEY ANN SALINAS	Travis	78727	TXN8825	TX	164
2084	ANDREW REED LAMBERT SHARAYAH LEIGH LAMBERT	Travis	78645	VFT4640	TX	201
2085	LUIS RODRIGUEZ	Bastrop	78602	VFL4791	TX	234
2086	YVONNE MICHELLE SALAZAR	Caldwell	78644	TZG8098	TX	139
2087	SANDRA JOHNSON WILSON CHARLES EDWARD WILSON	Lee	78942	VNJ4795	TX	246
2088	JOSHUA ELAN GUAJARDO	Williamson	78641	TSP0999	TX	228
2089	MARCELO ALEJANDRO ORDONEZ HERNANDEZ	Collin	75287	VDW2713	TX	247
2090	DELANN LOUISE WILLIAMS	Williamson	78634	TDR8082	TX	209
2091	NIKKI MICHELLE BAKER	Travis	78747	VKX8641	TX	214
2092	KRISTIE ATELEK	Hays	78640	RNK5256	TX	162
2093	AARON GUADALUPE GARCIA	Travis	78617	VNZ4961	TX	222



CTRMA Prohibited Vehicles

CENTRAL TEXAS REGIONAL
MOBILITY AUTHORITY

2094	VALENTIN MORAN ELIAS	Travis	78744	RTG9513	TX	184
2095	KATHERINE R HERNANDEZ HIP	Bastrop	78621	VJS5979	TX	313
2096	SARAH HAWKINS	Travis	78660	PJL9765	TX	264
2097	TYRUS LAWSON-WEBB	Travis	78745	VCY3546	TX	126
2098	APRIL MADISON-RAMSEY	Travis	78727	TRY6686	TX	136
2099	DORMIC DERAY SMITH	Waller	77445	TYB0800	TX	243
2100	DEMEKIA L GOFFNEY	Harris	77449	FMB3785	TX	151
2101	VERONICA VARGAS	Williamson	78615	SDG8114	TX	132
2102	CHRISTIAN OSCAR SOTELO	Travis	78617	VNH5277	TX	239
2103	MARTHA D MORENO	NULL	70002	320HPI	LA	276
2104	MICHAEL PERRINO	Williamson	78613	STK8333	TX	140
2105	ANA ASHLEY LEHNERT STACY LYNN LEHNERT	Hays	78640	JLJ0825	TX	195
2106	LAUREN ANN PACEK	Williamson	78613	JS25L	TX	186
2107	ANTHONY JEMALLE FAVORS	Williamson	78634	VNC9527	TX	250
2108	JEREMY LEE ESCOBEDO	Travis	78744	VJG4587	TX	319
2109	STEPHANIE ANN NETHERTON TYLER JOHN NETHERTON	Milam	76520	RNJ9400	TX	254
2110	NASTASSIA NICOLE BROWN	NULL	78641	6725F89	TX	279
2111	MICHAEL WILKINS	Travis	78724	VJG4781	TX	256
2112	DILLARD JOSEPH CLEBOURN	Harris	77086	TFT7700	TX	285
2113	NICOLE RENEE SOUTHERLAND SCOTT MICHAEL SOUTHERLAND	Williamson	78613	TBC6906	TX	139
2114	PEDRO HERNANDEZ GRANADOS	Lee	78947	RNF2128	TX	235
2115	KASEN MITCHELL ZONYK	Bastrop	78612	TYR7998	TX	263
2116	MELISSA ZIMMERMAN	Caldwell	78616	TWJ1919	TX	146
2117	ETHAN ROBERT BERRY	Williamson	78641	VDP5802	TX	176
2118	ERICA URIAS REYES	Travis	78744	VFT3082	TX	215
2119	MAURICIO RUBIO GONZALEZ	Bastrop	78612	TRC8494	TX	119
2120	SIXTO R ALVAREZ AGUILERA	Travis	78617	THZ8492	TX	143
2121	JEFFREY JOE YOUNG	Galveston	77539	VNN2689	TX	218
2122	REBECCA KASPER HERRIN	Bastrop	78602	VFS3748	TX	161
2123	MORGAN LEIGH RANDALL	Williamson	78641	SHJ9297	TX	193
2124	ISAAC WILLIAM HARDY JR	Bastrop	78602	VDC6761	TX	163
2125	RUBEN ROBLEDO GLORIA MUNIZ PECINA	Travis	78747	TTD0309	TX	171
2126	LADARRIAN MYKEL TORRY	Travis	78753	VKY4190	TX	233
2127	ASHLEY ANN CHRISTINE BRANHAM	Travis	78745	NWL0747	TX	206
2128	KELLY ANN WRIGHT	Williamson	78729	VKN4856	TX	223
2129	SAMUEL GUERRERO	Travis	78747	TYW8192	TX	211



CTRMA Prohibited Vehicles

CENTRAL TEXAS REGIONAL
MOBILITY AUTHORITY

2130	MOUHAMADOU LAMINE SECK LOUISE MARLY DIALLO	Williamson	78628	VMB9348	TX	220
2131	TIMMY RAY CARDIN	Travis	78653	TZG3437	TX	178
2132	ERNESTO GONZALEZ CARLOTA JEAN MALDONADO	Travis	78744	VMN6380	TX	198
2133	JOHN CHARLES WIEDEMAN	Williamson	78641	VNZ7406	TX	220
2134	MONIQUE PORTERFIELD WASHINGTON	Williamson	78634	TTC8435	TX	109
2135	ALEKSANDR SOLUTIONS LLC	Hays	78610	TTG1845	TX	170
2136	ROSELIN MORALEZ GUTIERREZ LUIS MIGUEL CRUZ DIONICIO	Travis	78660	SJL5599	TX	201
2137	ANDRES AGUILAR	Nueces	78405	KSS9922	TX	119
2138	EVA MARIE-COSMOS DELEON	Travis	78745	VJJ7414	TX	295
2139	ALEXIS ESPINOZA	NULL	76537	6787F22	TX	306
2140	IVAN ZAMORA JR	Hidalgo	78577	RFB2135	TX	193
2141	HERIBERTO FERRER FLORES	San Saba	76877	TLY1236	TX	171
2142	ERIK HERNANDEZ	Harris	77038	LBD0673	TX	204
2143	JOSE LUIS PEREZ JR	Bastrop	78621	SXF8088	TX	339
2144	GIL LOHR MICHELLE GILBOA LOHR	Travis	78731	TXZ5422	TX	210
2145	ANTONIO M. RENTERIA	Travis	78702	GGH2479	TX	206
2146	SAMANTHA LEANNE SABATH	Travis	78660	VVM0189	TX	286
2147	JOSHUA LEE FRAZIER	Williamson	78634	KSR8407	TX	172
2148	CAITLYNN L HUNGERFORD CLAY	NULL	78660	VPJ5609	TX	276
2149	KELLY LYNN FALK	Williamson	78634	SVX2606	TX	102
2150	JERRY HERNANDEZ	Travis	78744	VPJ8909	TX	255
2151	LEONARD MARTIN CASTILLEJA	Hays	78610	TNM2333	TX	192
2152	JOSHUA ANTWAN MCKINNEY	Travis	78660	6805V11	TX	347
2153	LAVENA SHAVON WOMACK	Williamson	78664	VND2484	TX	157
2154	MARIA BENITEZ OSORIO	Travis	78653	6904H74	TX	416
2155	HARRY ALBERT CORTES	Williamson	78634	VJD9421	TX	149
2156	HEIDY MARILU ANDRADE AMAYA	Travis	78721	VPJ5642	TX	272
2157	DARIAN JASON STERN JOANNA HENDERIKA STERN	Burnet	78608	VNW3602	TX	198
2158	HANY FATHALLA AHMED FATHALLA	Williamson	78613	CD9L231	TX	156
2159	CODY RYAN GROSS	Hays	78737	SFV2203	TX	214
2160	DEREK RYAN DAVIS TIFFANY ANN LEWIS	Denton	75034	TRS5133	TX	190
2161	MICHAEL PAUL NOVAK	Travis	78730	VGH2761	TX	170
2162	ROBERT ASHBY STEINOCHE	Brazoria	77578	SGM0425	TX	136
2163	RYAN PEREZ KRISTEN MARIE PEREZ	Fayette	78941	SPB2204	TX	154
2164	CARLOS ALBERTO CABARCAS	Harris	77449	TBT4865	TX	150
2165	ELLIS COYETT TWINE	Travis	78653	M1NC1E	TX	155



CENTRAL TEXAS REGIONAL
MOBILITY AUTHORITY

CTRMA Prohibited Vehicles

2166	MARK ANTHONY MORENO STEPHANIE M MORENO	Hays	78640	VKX6606	TX	188
2167	BARBARA JOANN EALY	Travis	78617	VPH8402	TX	253
2168	TRAVIS WAYNE SHELTON	Williamson	78642	VGH2151	TX	141
2169	CHARLES LEONARD WHITE JR NINA RENE WHITE	Williamson	78729	RGL9492	TX	120
2170	JUAN CARLOS ENRIQUEZ	Bastrop	78602	VCB8855	TX	174
2171	DAVID FRANK AMBRICO	Hays	78620	VHB8477	TX	153
2172	ANTHONY RICHARD WIMMER	Williamson	78642	SPX8090	TX	149
2173	AMANDA NICOLE HOLT	Travis	78750	VCB8855	TX	237
2174	CLAUDIA SOTO SHERMAN	Dallas	75150	VLT2083	TX	153
2175	MARC SAINTFLEUR	Williamson	78641	PJL5534	TX	214
2176	JORDAN ALLEN COLES	Williamson	78681	STV2356	TX	135
2177	DIANA LYNNE PHILIBERT	Travis	78724	6936D32	TX	312
2178	CARMEN DIANA JAUREGUI	Williamson	78628	SCG4631	TX	176
2179	TREY JA DUGAN	NULL	70518	387FID	LA	159
2180	JAVIER SOTO MACIAS	Williamson	76530	LKD7872	TX	141
2181	MIRELA BARBU	Travis	78747	VTH3496	TX	273
2182	ANTONIO DELEON	Travis	78617	SIK6016	TX	261
2183	OSCAR ANDRES PACHECO GARCIA	Travis	78752	VKZ2194	TX	196
2184	ALETTE CHARLESTON	Travis	78660	VGG4077	TX	261
2185	JACQUELINE BEATRICE SMITH	Travis	78741	SWV3392	TX	283
2186	JOHN CRUZ III	Comal	78130	SBC8981	TX	135
2187	BRIAN ALEXANDER LANCASTER	Williamson	78634	SMF7602	TX	172
2188	CLINTON DAVIS JR	Travis	78721	VNZ9081	TX	312
2189	ANSTON TERREL COLEMAN	Travis	78660	VHL8774	TX	184
2190	RORU TRANSPORTATION LLC	NULL	78666	TZC7540	TX	127
2191	ROBERT REID JONES	Williamson	78729	TRR1342	TX	252
2192	CAILA BRIANNE WAGNER RYAN NICOLE MARQUEZ	Travis	78730	NVN7516	TX	180
2193	IVAN ISIDORO ESCOBEDO YEPEZ	Williamson	76574	SVY4723	TX	158
2194	ROXANN DESIREE CASTILLO	Hays	78640	VKZ8660	TX	209
2195	EZRA GABRIEL LONG MOSES EDWARD LONG	Lampasas	76550	VHP3449	TX	155
2196	SEAN MCGUIRE	Comal	78070	DMX2014	TX	127
2197	MONICA LYNN CORTEZ	Bastrop	78612	VFT5834	TX	152
2198	PRAMODA GUDURI	Williamson	78641	VPJ1083	TX	207
2199	VANALYS G MEDINA LEBRON	Bastrop	78602	RJEQ11	TX	221
2200	KARINA RODRIGUEZ	Dallas	75220	KRK3164	TX	135
2201	DESTINY MARIE BENITEZ	Hays	78666	STL8440	TX	157



CENTRAL TEXAS REGIONAL
MOBILITY AUTHORITY

CTRMA Prohibited Vehicles

2202	MELISSA CAMILLE MORENO	Williamson	78634	VPH5019	TX	269
2203	DALE MARCUS TIDWELL	Parker	76085	VDJ1622	TX	184
2204	GERALD JERMAIN EDWARD	Orange	77632	RNY5824	TX	111
2205	GERARDO BARBOZA	Bastrop	78621	TPX2355	TX	218
2206	VANESSA BALTAZAR GONZALEZ	Harris	77033	SBB2680	TX	162
2207	MATTHEW EDWARD SANCHEZ	Williamson	78626	VJR9892	TX	134
2208	LEE CRAWFORD MOORE III, LEE CRAWFORD MOORE	Williamson	78641	6878G83	TX	296
2209	SHANNON LEIGH THAMES	Bastrop	78612	TCN6893	TX	166
2210	OMAR MARTINEZ	Travis	78724	VPJ5057	TX	304
2211	KRISTEN LEIGH GROTH	Bastrop	78602	TZZ1788	TX	209
2212	RUFUSKAY GRAHAM WYLLYS	Williamson	78717	TMT9335	TX	159
2213	MANUEL ALVARADO	Lee	78942	2RLLC	TX	130
2214	WILLIAM RAY	Williamson	78634	2WVZV	TX	248
2215	NATALIE ANN PHILLIPS	Travis	78727	VKZ0735	TX	264
2216	COLLIN COX	Williamson	78628	GNK5376	TX	129
2217	RAKESHA MICHELLE SCOTT	Travis	78660	VTS1615	TX	217
2218	JENNIFER MENDOZA LOPEZ	Williamson	78641	RLK6449	TX	169
2219	MARIA EDITH REYNA TORRES	Bastrop	78602	VPH5869	TX	286
2220	MATT GONZALES	Travis	78653	RPJ8952	TX	319
2221	LAZARO ACEA DIAZ	Travis	78758	VKY2583	TX	184
2222	KAREN NICOLE BYER CHRISTOPHER MICHAEL BYER	Williamson	78641	SRS5967	TX	116
2223	KENNETH S FEINBERG	Fort Bend	77494	DLP7571	TX	150
2224	OLADAPO OPEYEMI OLOFINJANA	Travis	78660	RFW0804	TX	136
2225	ROBERTO HERRERA JR	Cameron	78586	MRD8269	TX	204
2226	JONATHAN EUGENE SHULER	Travis	78721	VKZ0052	TX	315
2227	ADRIANNA MCCRANEY	Travis	78724	VJG4432	TX	273
2228	SCOTT M SMITH	Travis	78653	BG91722	TX	189
2229	TC SERVICE	Williamson	78681	VGH2822	TX	153
2230	EVA VIRGINIA ESTRADA	Travis	78721	VBG6800	TX	130
2231	JESSE MUNOZ	Williamson	78634	LXF8342	TX	130
2232	LUIS F RODRIGUEZ-HERNANDEZ	Travis	78617	VVK1882	TX	232
2233	TANIA VICTORIA LUCERO	Williamson	76574	SMF8855	TX	186
2234	JUAN PABLO TREJO NIEVES	Travis	78617	VLB6548	TX	202
2235	BRANDON KINGSLEY HARVEY	Travis	78723	VLW9961	TX	183
2236	JONATHAN OVIEDO VERTIZ	Bastrop	78612	VKT0763	TX	239
2237	JAMES FLORES	Caldwell	78616	RFG0696	TX	132



CENTRAL TEXAS REGIONAL
MOBILITY AUTHORITY

CTRMA Prohibited Vehicles

2238	MARIA DEL CARMEN AVILES DOMINGUEZ	Travis	78744	SMX9316	TX	128
2239	KHADER ABDULLAHI NUR	Travis	78702	SRS3948	TX	241
2240	BARBARA ANN LAMBERSON	Williamson	78628	RWZ7362	TX	109
2241	DEBORAH ELIZABETH DAVIS	Burnet	78611	VHP2267	TX	153
2242	JOHN FRANCIS PISCITELLI	NULL	27527	RYK2870	NC	140
2243	DEBORAH LYNN TEMPLETON	Williamson	78641	VDJ9516	TX	293
2244	CECILIA JO TREVINO	Travis	78745	SXG2655	TX	108
2245	MARCUS TYRONE BARKER	Travis	78660	VNH9328	TX	253
2246	HECTOR J SALDANA NAVARRO, MA DEL CARMEN SOLANO AYA	Travis	78719	6646N42	TX	274
2247	RYAN ANGEL PALMA	Williamson	78665	VLT0091	TX	314
2248	JOSE ALFREDO ROJAS LOPEZ	Travis	78653	VVL1189	TX	173
2249	MERIDETH ANN ROSCHER	Travis	78731	KGX0486	TX	153
2250	FABIAN JESUS SOTO	Travis	78744	LNK6659	TX	252
2251	ERIC GENE JONES JR	Williamson	78641	VCD7191	TX	206
2252	CONNOR TATE MECKS	Travis	78754	VPR3805	TX	251
2253	ERIN RYAN LOFTIN	Williamson	76574	PWF6221	TX	247
2254	MICHELLE LEA IRENE	Williamson	78641	TZZ0349	TX	137
2255	RONALD ROCK III BARBARA ROCK	Williamson	78634	VHB8734	TX	174
2256	NICHOLAS BRENT CABELLO	Lampasas	76539	VMN8429	TX	242
2257	MAICON NERIS DE FREITAS	Williamson	78664	TWK3157	TX	185
2258	JOSE G GARITA	Travis	78704	VJD9084	TX	183
2259	EMMANUEL DIAZ	Hays	78640	LJJ2468	TX	161
2260	DAVID LEE GUERRERO	Travis	78653	BRL8158	TX	160
2261	ASHLEIGH NKOL CHIAICCHIERA	Williamson	78634	TRN0635	TX	323
2262	DIEGO MONSALVE MARTOS	Travis	78745	VHT6381	TX	174
2263	IRENE FONSECA HOUSTON ERICK SAMUEL FONSECA	Travis	78733	TBD1937	TX	158
2264	LAURA HENRY LIGON	Williamson	78664	SYB6696	TX	135
2265	ABDULLA ASAAD SAFFO	Bastrop	78621	VCJ3859	TX	203
2266	JOSE MARCELO CANO RANGEL	Hays	78640	RZL3426	TX	166
2267	HOLSTON PEARCE SEBAUGH	Travis	78724	VCZ2809	TX	357
2268	KRISTA ANNA PRICE	Williamson	78628	VCB6117	TX	165
2269	TANIA L RAMIREZ	Bastrop	78957	BN85447	TX	125
2270	MARTIN JR SOSA	Travis	78702	STL9976	TX	133
2271	FRANCISCO SIXTO TONCHE	Travis	78653	GSW5542	TX	278
2272	DNARI TADEL SMITH	Travis	78725	VJF1470	TX	239
2273	ISAURO HERNANDEZ PEDRAZA	Travis	78725	VXR9183	TX	348



CENTRAL TEXAS REGIONAL
MOBILITY AUTHORITY

CTRMA Prohibited Vehicles

2274	SARA LYNNE KELSEY	Travis	78660	VPJ6894	TX	209
2275	YVONNE MCGATHON EAGLETON	Harris	77532	LYN1234	TX	199
2276	TAMARA LYNN CLARKE	Bastrop	78602	VCC0094	TX	187
2277	LIBERTY MUTUAL	Bell	76501	B21138W	TX	185
2278	MONICA IVONNE ALCALA LARA	Travis	78617	TXN2832	TX	145
2279	JESSICA LOUISE HOLLOWAY	Travis	78730	TMR3857	TX	105
2280	SHEILA MARIA SANCHEZ RODRIGUEZ	Williamson	78615	VFH3970	TX	167
2281	ANNETTE ASHCRAFT DAVID JONATHAN CLEMENT	Williamson	78641	VKD2338	TX	148
2282	JIMMIE LEE ROSE TAMIKA SHONTA ROSE	Williamson	78634	SBX6869	TX	166
2283	TIFFANY E KRESKY	Williamson	78641	B33PHA	TX	148
2284	ALICE WILLIAMS	Travis	78660	VVS4570	TX	275
2285	KENLEY JAMES BARABAN	Williamson	78613	TJY9759	TX	121
2286	STEVEN PAUL MONGNO	Williamson	78634	VKY9016	TX	184
2287	DONNIE LEO YAZDCHI	Williamson	78681	VGB0463	TX	126
2288	ANDREA C LINSON-MGBEODURU	Williamson	78634	2VTVM	TX	125
2289	ORIANA J CHAVEZ RAMIREZ	Travis	78745	VPJ0817	TX	224
2290	KADEEM AUDRIEL SMITH	Bastrop	78621	VJR8869	TX	229
2291	ABRAHAM GONZALEZ JAMES ROBERT BARS	Travis	78748	TLL5424	TX	136
2292	JOE ROBERT CANTU	Williamson	78641	VJF1904	TX	203
2293	WILLIAM JANOUSEK	Travis	78660	RLG3384	TX	180
2294	JAMES J CARMICHAEL JENNIFER ROSE CARMICHAEL	Lampasas	76539	FMJ5PH	TX	228
2295	MARK FRANKLIN PASCHALL	Williamson	78641	VFL6583	TX	132
2296	AMANDA LEE VALLEJO HUITRON STEVAN VALLEJO	NULL	78617	VBP2610	TX	117
2297	LOGAN ANTHONY HILL ROXANNE LYNNE BETANCOURT	Travis	78747	TXH4684	TX	143
2298	BRANDON K CRUZ	Travis	78704	TLL3992	TX	172
2299	JAVIER RODRIGUEZ GASPAR	NULL	78660	SHB5154	TX	128
2300	JULIA CRENSHAW-MOORE	Bastrop	78621	FYD0014	TX	128
2301	LISVANI MANUEL CARRATALA	Travis	78744	TXN9229	TX	185
2302	LOGAN RYAN BREWER	Travis	78653	TZG5450	TX	162
2303	ZACHARY KENNETH ROSE	Travis	78756	TWN3806	TX	106
2304	JORDAN ALEXIS KIMMELL JORGE ANTONIO SEVILLA	Travis	78723	VFV9915	TX	130
2305	BREON EUGENE RAY	Travis	78754	VJD5590	TX	234
2306	JUAN PABLO MALDONADO VENCES	Travis	78617	VJD9424	TX	160
2307	TAYLER JABREE ELLIS ANDREA BUNTON	Travis	78653	VJG0393	TX	281
2308	SCOTT ROMAN KLEHR	Bastrop	78621	TJW2100	TX	183
2309	JOSE REFUGIO ARGOTE LOPEZ	Bastrop	78612	TZH0291	TX	130



CTRMA Prohibited Vehicles

CENTRAL TEXAS REGIONAL
MOBILITY AUTHORITY

2310	CLINTON LEE FOSTER	Bastrop	78602	TZZ2159	TX	132
2311	CD FUELS LLC DBA UNITED SOUTHWEST FUELS	Tarrant	76179	1N19726	TX	262
2312	NATHAN DANIEL FERRONE	Travis	78760	TZG5888	TX	124
2313	JONATHAN DAVID WHARTON	Burnet	78605	DNC8290	TX	246
2314	W G YATES & SONS CONSTRUCTION	NULL	39350	FL35400	MS	210
2315	CHRISTOPHER SHAWN CUMMINGS	Travis	78704	TWL2490	TX	115
2316	ANDRES ANTONIO MENDEZ PORRAS	Williamson	78729	TYP5553	TX	216
2317	CHARLES HODGE	Bastrop	78953	VCZ4372	TX	138
2318	HUDSON RUEN	Williamson	78641	JZF9747	TX	149
2319	JAVIER VILLANUEVA	Bastrop	78621	VJG3164	TX	213
2320	ALONSO JOSE BARBOZA ROMERO	Travis	78744	VFS5016	TX	176
2321	DEMETRIA VON DESHAY	Travis	78653	VKY1742	TX	170
2322	FALLON DENISE STIDHUM	Williamson	78664	VPH5490	TX	225
2323	ASHLY DIOHN ORTA	Travis	78653	VNG2666	TX	233
2324	DOLGENCORP OF TEXAS, INC.	NULL	37072	THX3109	TN	274
2325	LAWRENCE LEE ROBERTS JR	Travis	78723	VCZ4398	TX	163
2326	THERESE MARIE MALFER	Travis	78754	TYN4422	TX	139
2327	SHANNA LAKE SUN	Travis	78724	VHC0931	TX	303
2328	WM HEATING AND COOLING LLC	Caldwell	78616	TKJ8646	TX	198
2329	APRIL HOLLOMAN	Travis	78753	TXN8212	TX	168
2330	ARLONZO EUGENE CHILDRESS JR	Williamson	78628	RPT4381	TX	113
2331	IVAN SAMANIEGO VAZQUEZ	NULL	78861	RYW4087	TX	198
2332	MARCELLA SEGURA	Bastrop	78621	VVK0343	TX	302
2333	WILLIAM FREDERICK HOWARD	Travis	78702	VMM1503	TX	219
2334	DONOVAN BRYANT SCANDARIATO	Hays	78737	VPR2746	TX	214
2335	BREANNA DEZARAY ROBERTS LAWRENCE AARON ROBERTS III	Travis	78653	VFP1147	TX	187
2336	CHUKWUEMEKA OFOEZE	Harris	77493	TLT2070	TX	104
2337	DENIS ALFONSO DUARTE EMILY RENEE CONTRERAS	Bexar	78245	LCG2663	TX	173
2338	JOSE DANIEL ORTIZ ESPINO DANIEL ORTIZ-VITAL	Bastrop	78621	SDD7120	TX	137
2339	JAMES MARTIN HEUER	Travis	78758	VHC0261	TX	159
2340	DAVID ANDREW BURNETT	San Saba	76871	TRP5982	TX	184
2341	ALEXANDRA NICOLE PETERSEN	Williamson	78641	SYJ8030	TX	121
2342	CESAR MARTINEZ CHAVEZ	NULL	57107	ZEL615	SD	175
2343	SERVANDO FERRERA PEREZ MARIA SOLEDAD ESQUIVEL PATINO	Caldwell	78616	TGY9664	TX	118
2344	DAVID LEE SPRINKLE THERESA C SPRINKLE	Travis	78660	RCS5368	TX	160
2345	EMILY KATHERINE MACK	Williamson	76574	VLT0081	TX	148



CENTRAL TEXAS REGIONAL
MOBILITY AUTHORITY

CTRMA Prohibited Vehicles

2346	LUZ B LAINEZ AGUILERA	NULL	38305	BNR4034	TN	103
2347	JOHAN HEINZ CALITZ	Hays	78610	VCZ4552	TX	170
2348	MARYE ELIZABETH GREEN	Travis	78723	VJG4673	TX	231
2349	KORTNEY MORGAN MCBRIDE	Bastrop	78612	VJS4807	TX	223
2350	CARLOS ENOC ENOC BUESO	Travis	78724	TBC7380	TX	164
2351	RICHARD VALENCIA RODRIGUEZ ORALIA CONTRERAS	Bexar	78112	PLY2618	TX	219
2352	RUBEN VENCES PANIGUA	NULL	78653	PCL2396	TX	188
2353	EULALIO RIVERA GARCIA	NULL	78616	LFL7778	TX	198
2354	BENNIE E PAYNE, III	NULL	99705	DBT570	AK	102
2355	UBERT L MEJIAS RODRIGUEZ	NULL	95112	THA1EN	CA	187
2356	ARTHUR SPENCER ELLIOTT JR SHARON ANN ELLIOTT	Fayette	78946	SGM7516	TX	124
2357	NATASHA KAFIA JACKSON	Travis	78747	VFT3888	TX	202
2358	MERCEDES DION JOHNSON	Travis	78617	VPH6974	TX	218
2359	CANDACE ARNOLD	Travis	78722	RNJ4330	TX	145
2360	JORDAN CONNER LAMBRIGHT	Williamson	78641	MSP4797	TX	122
2361	ABBY JEFFRIES	Milam	76567	VBW1195	TX	260
2362	NICHOLAS EDWARD RAZO	Bastrop	78957	VJS4276	TX	190
2363	PEDRO ANTONIO ROJAS QUIALA	Travis	78723	VNZ5031	TX	172
2364	JAIRUS WILLIAMS HALEIGH SIMS	Denton	75056	TNG5761	TX	133
2365	CROSSROADS UTILITY SERVICES LLC	Williamson	78665	VJS0244	TX	230
2366	DENISE DANIELLE HINES	Hays	78640	VMP5653	TX	204
2367	SHEREE LYNN MARTIN	Travis	78738	VKS6425	TX	218
2368	LATRICE M KELLOUGH	Bastrop	78602	TJW1428	TX	115
2369	JORDAN A WHITE	Williamson	78641	VFL5738	TX	136
2370	RAQUEL CASTELAN BENITEZ EDWIN AGUST CASTELAN-BENITEZ	Caldwell	78616	VND2929	TX	193
2371	REBECCA MARIE GOMEZ DAVID GOMEZ	Travis	78744	RYW7687	TX	178
2372	DARIEN F PAYNE	NULL	85226	VNH8918	AZ	165
2373	RALPH JUSTIN LAYTON	Williamson	78628	VND0153	TX	145
2374	MANUEL ANTONIO	NULL	64804	GG2P8Y	MO	132
2375	YERIN R ESTEVEZ LOPEZ	Travis	78741	VMS3045	TX	222
2376	ROBERTO CARLOS MARTINEZ CARI ANNE MARTINEZ	Bastrop	78621	SML1211	TX	123
2377	SHEILA G ROBINSON	Travis	78691	RRY4784	TX	135
2378	JONATHAN GEBRA GEBREZGI	Hays	78640	RJC2576	TX	106
2379	STEVEN WAYNE CONROY	Bastrop	78602	VJS7011	TX	287
2380	TERRI LYNN ADAIR	NULL	64730	VYZ8800	MO	279
2381	HECTOR JONATHAN PAZ BENITEZ	Travis	78752	VNG8878	TX	217



CENTRAL TEXAS REGIONAL
MOBILITY AUTHORITY

CTRMA Prohibited Vehicles

2382	MARIELA DELGADO	Travis	78744	KNN6533	TX	223
2383	RUTILIO HERNANDEZ TEJADA	Williamson	78615	SXT5691	TX	109
2384	CRISTOPHER MALDONADO	Travis	78617	VHT6250	TX	209
2385	SHANNON NICOLE HARRIS	Bastrop	78602	6735V88	TX	317
2386	SHAVONNE DENISE ADAMS	Williamson	78664	VJF4313	TX	158
2387	JOE HENRY VASQUEZ	Travis	78754	VJD8748	TX	282
2388	ELAYNA CATHERINE GROVE	Travis	78704	SGZ1971	TX	297
2389	HIRANCITA MEDINA	Bell	76542	MMZ5136	TX	137
2390	EMANUEL ALVARADO MEDRANO EMANUEL WENCESALDO MEDRANO	Travis	78724	KGW2396	TX	198
2391	JOSELYN VANESSA SANTOS GOMEZ	Caldwell	78644	VND1549	TX	240
2392	KRISTEN DANILLE JAMESON JACOB RILEY DE LA GARZA	Hays	78666	VNW4302	TX	185
2393	RIGAN N ESPINOZA VALLE HINSIA YORNELY VILLEDA	Travis	78725	VJF1844	TX	274
2394	TRACY C RILEY JIMMY RAY RILEY	Bastrop	78621	VKY9135	TX	242
2395	MARGARET MARY BROWN ROBIN ELIZABETH BROWN	Williamson	78664	RWJ2274	TX	187
2396	KAYTLYNN BROOKE BANKS JESSICA LYNN MURPHY-QUIROZ	Williamson	76537	VNH5864	TX	232
2397	JOSE ISAIAS TORRES MARTINEZ	Travis	78753	VFT3947	TX	198
2398	ALEXANDER JIMENEZ ESTRADA	Bastrop	78602	VKT0878	TX	211
2399	TIMOTHY WAYNE LANDERS	Coryell	76522	VNJ5103	TX	259
2400	ODIS JORDAN REESE	Williamson	78634	TYR8422	TX	164
2401	DIANA E MARTINEZ MORALES	Travis	78617	VKT0907	TX	226
2402	KATHRYN HONEYCUTT	Williamson	78626	RFP2083	TX	206
2403	GEORGINA MAXINE DUENEZ	Caldwell	78655	JNG9853	TX	124
2404	SARAH ELIZABETH OSBORN	Bastrop	78659	VGB1457	TX	193
2405	TXPSI LLC NICHOLAS TEAGUE	Lee	78942	VBP3358	TX	197
2406	FRANCISCO GALVAN III	Harris	77447	TXC3368	TX	200
2407	JOSE GLORIA BARRON ALVARADO	Travis	78617	VHC3521	TX	128
2408	VALERIA ESTEFANIA PULIDO	Travis	78617	TGZ3699	TX	192
2409	SYED ALI	Travis	78701	TSK8954	TX	120
2410	SAMER OTHMAN ZAKZOK	Travis	78660	6808W84	TX	302
2411	UROOJ BADAR MAAZ MOHAMMAD SYED	Montgomery	77380	MBV8633	TX	232
2412	DINESH GANESH SHETTY	Travis	78758	D1N00	TX	174
2413	CASEY BARRON	Travis	78653	RHV4638	TX	234
2414	KASEY L ROWE	Travis	78653	TYV8003	TX	133
2415	NICASIO EVERETT RANGEL CATANO	Williamson	78613	VGH2551	TX	254
2416	ARIEL VALMANA GONZALEZ	NULL	33154	BP18BQ	FL	262
2417	SARA MICHELLE KALAAUKAHI	Bastrop	78602	VCB2958	TX	144



CENTRAL TEXAS REGIONAL
MOBILITY AUTHORITY

CTRMA Prohibited Vehicles

2418	YURI ALEXANDER LAWRENCE	Brazos	77802	SNW1817	TX	162
2419	ELVIA V CERVANTES ORELLANA	Travis	78758	VJR7566	TX	230
2420	ERIC PAUL JEFFERS	Travis	78751	RFF4597	TX	138
2421	RUBAN GUERRA	NULL	78621	VKY8794	TX	187
2422	ALEXIS SILVA ESPINOSA	Williamson	76537	6783K82	TX	285
2423	CHRISTOPHER ROBINSON	NULL	74701	HCX811	OK	198
2424	JOE JOHN LOPEZ	Travis	78758	VFS3469	TX	156
2425	JESUS M CORREA PALENZUELA	NULL	33142	41DEV	FL	167
2426	MEGAN NICOLE JUDGE	Williamson	78642	SNL8008	TX	199
2427	SUSAN GOERLITZ HOSCH CHAD WAYNE HOSCH	Lee	78942	TXT2625	TX	134
2428	MICHAEL HUIZAR	Travis	78754	PPF1039	TX	259
2429	ZACHARY JAMES LONERGAN	Travis	78757	VBG4994	TX	172
2430	JORGE HAROLDO VELIZ DE LEON	Travis	78744	TVM1213	TX	179
2431	VALERIE ARREDONDO	Travis	78660	PZC2286	TX	140
2432	JENNIFER LEIGH ADAM CHOAT	Williamson	78681	VCB4696	TX	168
2433	SAMUEL CHARLES LONG KATHY LYNN LONG	Bastrop	78621	VCT3597	TX	287
2434	SALVADOR MENESES	Travis	78744	RZL2752	TX	298
2435	JOSUE Z GONZALEZ ACEVES	Travis	78747	TZH7811	TX	123
2436	DENNIS MILLER	Bastrop	78612	VJD8831	TX	233
2437	TANNER JON HARRISON	Williamson	78642	JB7287	TX	239
2438	LATASHA NICOLE BRADSHAW	Travis	78660	VKY5824	TX	184
2439	DAYAMI CABRERA CEBALLOS	Travis	78617	STK3670	TX	195
2440	KATHRYN SOUERS	Comal	78163	KSS1086	TX	393
2441	RAQUEL RUBI TORRES-ZAVALIJA	Bastrop	78612	VHC3589	TX	180
2442	CRISTAL FAITH LANGE	Bastrop	78621	VPJ6903	TX	280
2443	ERICA DESHON BANKS	Williamson	76537	VNG2755	TX	178
2444	ANGEL A RIVERA JR	Hays	78610	VJG1378	TX	234
2445	RANDY R WHITTEY	Travis	78723	VNW6516	TX	228
2446	DONNELL TROY ALLSTON	Travis	78660	SKL0220	TX	248
2447	JUSTIN BRADLEY BROYLES	Williamson	78641	VGK8473	TX	178
2448	JAIRO AGUILAR	NULL	91030	TRIK528	CA	151
2449	VENKATA SAI KIRAN TEJA RAJABATHULA	Travis	78723	SKV2037	TX	200
2450	CARLTON MAURICE CORBIN ANGELA LINETT WASHINGTON	Bell	76549	VMG3041	TX	161
2451	JOSE LUIS MEJIA GIRON KIMBERLYN YASARI ZELAYA BLANCO	Travis	78741	TXP1765	TX	152
2452	HILLARY CRUZ	Williamson	78664	RWX9737	TX	119
2453	JESSE MACIEL KATHY JUAREZ MACIEL	Caldwell	78644	SYP4818	TX	123



CENTRAL TEXAS REGIONAL
MOBILITY AUTHORITY

CTRMA Prohibited Vehicles

2454	CHRISTOPHER RENE PEREZ JUAN RAMON PEREZ	Bastrop	78621	VKY9022	TX	258
2455	EMILY CAMPBELL	Travis	78660	DJD1295	TX	158
2456	JENNY DE LA CARIDAD TELLEZ JOSE ANTONIO PEREZ GUERRA	Williamson	78664	VNZ7472	TX	167
2457	RICARDO RAYA MEJIA	NULL	78108	TCW5622	TX	162
2458	MAGDALENE GRACE SERRANO	Bastrop	78602	9WZPG	TX	262
2459	ALVARO AMED CASTRO ZELAYA	Bastrop	78612	TWJ8849	TX	103
2460	JUAN RICARDO ESQUIVEL SONIA DEE ESQUIVEL	Guadalupe	78108	SHS5695	TX	298
2461	JUAN A GONZALEZ BARCENAS	Travis	78617	VKP5424	TX	146
2462	AARON CHRISTOPHER SPRINGER	Bell	76513	RYT6550	TX	208
2463	ALFREDO DELAPARRA	Travis	78617	VVL0946	TX	294
2464	MIGUEL ANGEL CAMPOS	Travis	78748	VJG4225	TX	242
2465	BRIANNA LINDSEY LIMON	Travis	78744	VFT2075	TX	177
2466	BENJAMIN WAYNE ANDERSON	NULL	76554	PTN6077	TX	167
2467	ERNESTO JIMENEZ DELGADO	Bastrop	78621	VNG2993	TX	173
2468	SHAWN DREA CRAWFORD	Travis	78748	VBK6563	TX	107
2469	JESSICA MARTINEZ	Travis	78660	VNZ8097	TX	258
2470	SERVANDO LOPEZ BENITEZ	Travis	78653	RNK4007	TX	224
2471	LAURA ANN WHITE JASON MICHAEL HALEY	NULL	31904	VKL9601	GA	144
2472	ENRIQUE GARCIA JR IRENE ROCHA GARCIA	Travis	78653	FYD0388	TX	144
2473	SUJEY G OROCIO RODRIGUEZ	Bastrop	78602	VJS6893	TX	261
2474	CYNTHIA ANN AVALOS	Hays	78666	PBR1809	TX	175
2475	ALEXIS MANUEL ROSALES DELGADIL	Williamson	78729	VCB4054	TX	127
2476	KACEY ELLEN QUINONEZ ZACHARY PHILLIP SANCHEZ	Travis	78653	VPJ1543	TX	309
2477	MICHAEL RENE MONTOYA	Caldwell	78616	VJF9797	TX	121
2478	JUAN RUFINO LEON	Travis	78758	VBP1402	TX	130
2479	ANGELA NORINE JONES	Harris	77088	VCT8536	TX	182
2480	JEREMY SPECIALE	NULL	37381	BGL0212	TN	152
2481	DAMON LEE MIDDLETON	Travis	78725	TXP1692	TX	178
2482	CHRISTOPHER LEE ZUMWALT	Bell	76543	TYT2498	TX	145
2483	CRESCENTE COBAS	Hays	78610	MCW4050	TX	119
2484	JASON LEE-WAYNE CASTANEDA	Hays	78610	TWK6404	TX	175
2485	KARINA APPLON WANDA REED-APPLON	Travis	78653	TVF4735	TX	114
2486	ROBERT ABEYTA	Williamson	78641	HCD4224	TX	154
2487	NEHEMIAS JESUS ROCHA	NULL	78045	MRB0026	TX	134
2488	CIELITO GARCIA	Bell	76541	SPC0381	TX	145
2489	JOSHUA RAYSHAWN JACKSON	Travis	78723	VJG3161	TX	240



CTRMA Prohibited Vehicles

CENTRAL TEXAS REGIONAL
MOBILITY AUTHORITY

2490	STEPHANIE HILL	Williamson	78641	6784H51	TX	247
2491	DIONNA RAINE ZAMORA DONNA LEE WASHMON	Bastrop	78602	VND1404	TX	231
2492	STRUCTURE ONE INC	Caldwell	78644	STRUC1	TX	179
2493	HEYDY ALPIZAR SANCHEZ JEREMY ALPIZAR	Bastrop	78602	VFL4510	TX	112
2494	ALAN YONELL BRICENO OVALLES	Travis	78728	TYV8659	TX	114
2495	ELI RAMOS FILOMENO	Travis	78653	VDJ3906	TX	158
2496	JULIE BENAVIDES	Bexar	78232	VDM0400	TX	166
2497	SANDRA CATZIN LOPEZ	Travis	78753	VJF4548	TX	136
2498	ERIS ROSALES	Caldwell	78616	VJF0464	TX	138
2499	YERIANDY GOMEZ MUGARRA	Bexar	78233	RKY7123	TX	186
2500	DAKOTAH JOHN BARNES	Williamson	78641	NXJ1431	TX	251
2501	EDGAR YAIR VELA	Williamson	78664	MNZ2746	TX	133
2502	DORIS SUYAPA ZAMORA RIVERA	Travis	78617	VNX4524	TX	176
2503	SAN JUANITA SOLIS JOSE ANGEL SOLIS	Travis	78721	LSH6686	TX	275
2504	LATONYA VANETTE WHYBREW	Travis	78660	VFT5046	TX	194
2505	JUAN CARLOS GARCIA JAVIER RODRIGUEZ JR	Williamson	78613	VVK6498	TX	186
2506	BAILEY AYALA	Caldwell	78644	VVK2281	TX	259
2507	JOHN EDWARD MICHAELS	Williamson	78628	PTH7677	TX	206
2508	VICTOR JESUS AGUIRRE SUSANA MARIA SALAZAR	Williamson	78613	TRC2578	TX	122
2509	SERENA JADE BAHR-COBB	Travis	78738	VDF6280	TX	110
2510	INNOCENT TUYIBAHE KESHENI MUHIRE	Travis	78721	TXN6546	TX	158
2511	ASHLEIGH COLLINS	Burnet	78605	TLV4655	TX	115
2512	KEVIN PHYNON	NULL	32221	AZ77NZ	FL	119
2513	KEAIRA JEANEE WESTBROOK	Travis	78741	VJD9110	TX	129
2514	KYLA SINGLETON	Travis	78653	TSV3674	TX	134
2515	JESUEL DANIEL MAJANO FUENTES	Hays	78640	VFT9853	TX	148
2516	MICHAEL CAMERON FRYE	Travis	78660	LVN8446	TX	230
2517	BEN MARLO MARMOLEJO	Williamson	78664	VJF4364	TX	130
2518	ROBERT KENNY LEAL ANGELA MONIQUE PAGAN	Travis	78724	TNL0475	TX	182
2519	ALEXANDER JUSTIN HUANG	NULL	78727	VVK6326	TX	234
2520	RAFAEL ORTEGA	Travis	78725	SXG3513	TX	131
2521	BRYAN JESUS PONCE TOVAR	Travis	78617	RRZ0868	TX	129
2522	STACEY LOWE	Williamson	78613	PYB8732	TX	137
2523	ANITA ANN VANLANDINGHAM	Lampasas	76550	VKX4812	TX	184
2524	JERRY LEE BENFORD JR	Bastrop	78612	VJG3165	TX	203
2525	KYMONNIE R BALDWIN	Bastrop	78602	VXR6010	TX	284



CENTRAL TEXAS REGIONAL
MOBILITY AUTHORITY

CTRMA Prohibited Vehicles

2526	STEVEN LEE SAWYER	Williamson	76574	CA61576	TX	162
2527	CYNTHIA ANN MAZUR	Hays	78640	PJM0096	TX	119
2528	SERGIO DE LOERA YADURI BERADAYS BONILLA	Bastrop	78612	VJS4674	TX	204
2529	CODY RYAN RUCH	Hays	78640	TWH7654	TX	160
2530	ASHLEY ANN RAMIREZ	NULL	78617	VVZ1072	TX	223
2531	JAYA S ROBINSON	NULL	30318	DAK9257	GA	162
2532	MARCELLUS REUBEN VALDEZ	Bastrop	78621	VKY2751	TX	216
2533	KEVIN MORALES ROMERO	Travis	78754	VNC9087	TX	246
2534	MARIBEL LOPEZ	Williamson	78626	RFG3110	TX	165
2535	SHARI MITCHELL	Travis	78653	GWZ2880	TX	185
2536	LEONARD BLAKE LINDEMAN	Burnet	78605	RTD4979	TX	137
2537	SONDRA KAY SCHNAUTZ	Parker	76088	SJB5297	TX	209
2538	MARCO GONZALEZ	Travis	78660	TLM0113	TX	130
2539	SHAWN MATTHEW PETROVICH	Montgomery	77357	VGM5673	TX	174
2540	DANIEL LOPEZ JR	Bastrop	78602	VNH5214	TX	171
2541	IRAJAH JACKSON	Travis	78653	6959K70	TX	320
2542	OLVIN INES ORTIZ POZO	Travis	78752	VPJ8413	TX	183
2543	SAYRA Y PEREZ GOROSTIETA MICHAEL DE LA ROSA	Travis	78757	VNH7847	TX	189
2544	ROSE MARIE POKORNY	Williamson	78641	VGB1562	TX	131
2545	LAUREN VONN FRALEY GREGG EDWARD RICHINS	Hays	78640	VNX5091	TX	176
2546	JOSE ANTONIO CHAIRES BUSTOS	Travis	78724	VNG7221	TX	177
2547	CHRISTINA DAVILA	Williamson	78626	BB11195	TX	123
2548	ISAAC BENIGNO PADILLA URBINA	Williamson	78634	VNG5947	TX	186
2549	JACOB M GARDNER	NULL	33141	DYD3G	FL	132
2550	NOHEMI DE LA ROSA	Harris	77082	JXW3860	TX	275
2551	TIMOTHY RAY DIETZ	Bastrop	78612	RFF6146	TX	101
2552	LUIS EDUARDO ZAMORA	Travis	78744	VJS3067	TX	211
2553	BISHOP RAYMOND DEON MITCHELL	Travis	78653	VFW0019	TX	249
2554	JOSHUA CHARLES GROSS	Travis	78653	6883R42	TX	312
2555	Terry D Anderson	Williamson	78641	DNM4371	TX	255
2556	DEBORAH K LEE	Travis	78724	VNG3009	TX	230
2557	ALICIA LOPEZ	Travis	78725	SLL3521	TX	138
2558	ANA MARIA VILLA	Bastrop	78602	PSL7815	TX	163
2559	BRANDO SANTILLAN	Hidalgo	78577	TTP1998	TX	232
2560	ANTONIO VAZQUEZ BORJAS	Travis	78721	STL2364	TX	239
2561	JULIO CESAR RANGEL	Travis	78617	VKY5790	TX	182



CENTRAL TEXAS REGIONAL
MOBILITY AUTHORITY

CTRMA Prohibited Vehicles

2562	TEDDIE LESLIE BRONAUGH	Travis	78741	6427U48	TX	198
2563	MARKEL GREEN	NULL	38016	BMP1915	TN	269
2564	KERI BETH MOHLER	Travis	78645	PJK8389	TX	128
2565	MIGUEL ALBERTO REYNA	Travis	78660	VLT1499	TX	173
2566	ARNULFO RODRIGUEZ SERRANO	Liberty	77327	HVM9931	TX	109
2567	CALVIN JOSEPH GUTHRIE	Bastrop	78602	VBP0361	TX	244
2568	ASHA RAGAZZA GLEASON	Travis	78653	7001C17	TX	281
2569	MAHOGANY HENDERSON	Travis	78660	VNZ5173	TX	245
2570	JAMES ERIC BARNETT MISTY WILLIAMS-BARNETT	Travis	78617	VBP2403	TX	162
2571	CATHERINE ANN KOLENCE	Travis	78726	SDH3992	TX	180
2572	CLINTON STEVEN RAREY	Coryell	76566	VND2860	TX	222
2573	JOLENE NOEL EAGLE-WILLIAMS	Williamson	78717	VGH2394	TX	174
2574	RAYMOND KEITH GREGORY III	Williamson	78664	TBG0706	TX	165
2575	GUILLERMO YANEZ-DON	Travis	78653	TCK9831	TX	201
2576	SEAN CHRISTOPHER BONNER JORGE MAGDIEL ARCE	Travis	78741	VFS5565	TX	120
2577	MARIA DELCARMEN REYNA BRANDON JAVIER HERNANDEZ	Travis	78660	PJK8513	TX	213
2578	JESUS PORFIRIO NARVAEZ REYNA	Travis	78747	VKX6754	TX	159
2579	LLEANNA MARIE RAMIREZ	Hidalgo	78599	VKY8736	TX	117
2580	WONDERETTA LATOMA CROON	Bell	76549	VNV7801	TX	164
2581	ROQUE A VALDES SIFUENTES	Val Verde	78840	TDP5008	TX	144
2582	GAIRO U AGUIRRE	Travis	78744	VJG6963	TX	280
2583	EVA MAE GROVE	Bastrop	78612	VKT0546	TX	188
2584	STEPHANIE MORONES MOST	Travis	78653	VFT4553	TX	175
2585	EUSEBIO HERNANDEZ	Hays	78640	LFN4308	TX	122
2586	BIANEY DE LA ROSA	Caldwell	78644	VFJ9615	TX	133
2587	CORY CHRISTOPHER TOWNSEND	Hays	78666	VFS8648	TX	144
2588	HECTOR ANTONIO ZAMORA	Cameron	78520	SLL3369	TX	228
2589	JOSE GARCIA	Travis	78741	THZ4361	TX	112
2590	CHRISTOPHER RASHAD IDLEBIRD	Travis	78660	TZV0817	TX	169
2591	RORY NEIL BLANTON	Travis	78721	TBD5719	TX	256
2592	MICHAEL ANTHONY OLIVIO RODRIGUEZ	Travis	78744	PTN3854	TX	189
2593	DEANA MARIE GULJAS	Travis	78653	TVJ1607	TX	131
2594	JUAN CARLOS MARTINEZ JR	Travis	78702	VFS4082	TX	112
2595	LIZETH DIOSELI OLMOS RODRIGUEZ	Williamson	78613	VDK0268	TX	143
2596	ANTONIO RODRICUSS MIMS	Bell	76549	TXD9820	TX	207
2597	CURTIS RODRIGUEZ	Starr	78582	TJT7139	TX	157



CENTRAL TEXAS REGIONAL
MOBILITY AUTHORITY

CTRMA Prohibited Vehicles

2598	ALFREDO MARTINEZ LARA	Midland	79707	LCG7698	TX	138
2599	PETER WARREN	NULL	94568	LPK794	CA	259
2600	JONATHAN BLAKE ALLBRITTON	Williamson	78642	VPJ6865	TX	204
2601	WILLIE PRESLEY JR	Travis	78660	6768V20	TX	262
2602	Alexia M Romero	Bexar	78245	SMG8359	TX	189
2603	GARY E LARION	NULL	33435	FIM68	FL	207
2604	ALVARO JOSE CRUZ	Travis	78741	VNG4064	TX	170
2605	Tom Brzeski	Travis	78645	SLP6622	TX	202
2606	HEATHER SALTER	Travis	78725	TBD4081	TX	216
2607	ALBERTO MAROQUIN OCHOA	Williamson	78641	6683B24	TX	219
2608	AMADO ALVAREZ PEREZ	Travis	78753	VKY1935	TX	143
2609	DAVID MICHAEL HARDIN	NULL	27501	TYW7644	NC	117
2610	KATIA L VAZQUEZ JIMENEZ ALEX ALAN FELICIANO PITA	Travis	78724	VKZ1383	TX	238
2611	RICKEY ROY TRUELOCK SR	Travis	78653	SJL8610	TX	147
2612	CHRISTINA GAIL CROCKER	Caldwell	78661	VTD1472	TX	210
2613	CARLOS S ARANA	Travis	78736	RJC2941	TX	106
2614	JULIO CESAR GOMEZ ACOSTA AISLINN GOMEZ	Harris	77532	VTI8223	TX	311
2615	JEWELLI DARE NORTON JUSTIN DALE NORTON	Travis	78754	VJG2402	TX	198
2616	JOEL CHRISTOPHER MOORE	Travis	78757	THZ5225	TX	177
2617	ERICA THOMAS	Bell	76548	TWC4793	TX	138
2618	ANTHONY DAVIS	Bastrop	78621	VJS2711	TX	231
2619	CHRISTELLE CHALMERS	NULL	78130	PNG3677	TX	123
2620	REBECCA SUZANNE MURROW JOE LEE MURROW III	Milam	76520	TGB6060	TX	147
2621	JOSE ENMANUEL FUENTES	Travis	78724	TVJ6019	TX	267
2622	BEATRIZ D RODRIGUEZ HERNANDEZ	Williamson	78634	VDF5818	TX	124
2623	JOHN NAVARRO	Travis	78758	STK5170	TX	130
2624	EDIFON OWOIDIGHE ADIAKPAN	Travis	78660	TVH5154	TX	108
2625	ALYSON MARIE DEGEROLAMI	Lee	78942	VJS5099	TX	250
2626	ISAAC DAVID RODRIGUEZ	Travis	78653	VNH4299	TX	240
2627	BRADLEY RIPKA	Travis	78758	SHB9923	TX	152
2628	ALEJANDRO MARTINEZ SALAS	Travis	78653	TXN4748	TX	137
2629	LAZARA PENA	Travis	78617	6772C19	TX	252
2630	JARRET WESTON CARTER LSE	Travis	78669	TLY4015	TX	111
2631	CHASITI LYNN BAKER	Williamson	78641	VFS6556	TX	178
2632	MARIELA VEGA	Hays	78640	VKZ0703	TX	191
2633	DAYANI NATHALY RAMIREZ MENDEZ	Travis	78721	VKY5414	TX	154



CENTRAL TEXAS REGIONAL
MOBILITY AUTHORITY

CTRMA Prohibited Vehicles

2634	MONICA CRUZ ESCOBEDO	Travis	78660	VTR7572	TX	194
2635	EDWARD NAPOLEON WINFREY DIXON	Harris	77045	VGP5228	TX	143
2636	LESA B KHAN	Hays	78610	VVK1088	TX	201
2637	AVA NAOMI NIXON JOHNNY GENE NIXON	Orange	77611	PLZ3331	TX	264
2638	HELEN LAVERNE BARRIOS	Burnet	78605	TJZ8668	TX	210
2639	OSCAR ALI MARQUEZ RUIZ	Travis	78754	TCX1734	TX	127
2640	ALLEN EDUARD BLANCO COSENTINO	Travis	78705	VJG1614	TX	122
2641	JARED MICHAEL ALEXANDER KARLA JAYNE ALVARADO	Hays	78640	TYP8886	TX	127
2642	DANA ELESE LESTER	Bastrop	78621	TPX1107	TX	177
2643	RIGOBERTO DELFIN JR	Travis	78744	VMR5022	TX	210
2644	SIERRA MITCHELL	Travis	78660	VHV6600	TX	207
2645	EVELIO ALVARADO SORTO	NULL	39204	HNP711	MS	119
2646	BRANDON JAMAL AHMED	Lee	78947	VNH6129	TX	217
2647	ANDY MILTON MENDIOLA	Williamson	78642	6759A50	TX	224
2648	DEZERIE ARIANA RAMIREZ MATTHEW JARED MEIJER	Williamson	78641	VWG2314	TX	188
2649	YOEL HERNANDEZ	Fort Bend	77494	VJX3923	TX	176
2650	RAY ANTHONY CALDERON	Travis	78724	VJR9226	TX	172
2651	ANAI MORALES LEONIDES	Travis	78752	VHK1828	TX	176
2652	BILLY FRANK WEBB	Bexar	78232	DM2Y133	TX	238
2653	JOSE RUIZ	NULL	86401	Z5A9RY	AZ	246
2654	MARIA CHRISTINE RESA	Lampasas	76853	VBX5619	TX	146
2655	ALMA CRISTINA TERRAZAS	Williamson	78642	6730W52	TX	225
2656	JOHN PAUL ROTH	Galveston	77550	B22586S	TX	233
2657	JOSE MANUEL RICO ORTEGA	Travis	78653	TVF4733	TX	140
2658	PROPER REMODELING LLC SHAWN HARRISON WHITELEY	Hays	78610	STL4842	TX	304
2659	RI/RMC ACQUISITION LTD AUTONATION CHEVROLET WEST A	Travis	78759	6N7471T	TX	202
2660	SHARLA RENEE WADDELL	Colorado	78935	VLC5343	TX	137
2661	ALEJANDRO BARRON VILLASENOR	Williamson	78613	VNH5455	TX	159
2662	JOSE HUMBERTO MORIN CISNEROS	Travis	78724	VPJ3260	TX	206
2663	GUADALUPE PUENTE CARRIZALES	Caldwell	78644	PTN7649	TX	122
2664	DEREK RICH	Travis	78741	PYB5320	TX	286
2665	MARLENE DELORIS POLLARD	NULL	76133	SZW6683	TX	136
2666	ISEL AVILES RUIZ	Williamson	78634	TGH2265	TX	150
2667	DEDREAH-NEE DESHAE TSIBOE	Tarrant	76018	TBP8710	TX	146
2668	ROBERT MARTIN	McLennan	76710	RXY2258	TX	138
2669	JUAN JOSE VILLAGRA ALVAREZ	Williamson	78641	RYH7118	TX	142



CENTRAL TEXAS REGIONAL
MOBILITY AUTHORITY

CTRMA Prohibited Vehicles

2670	MIGUEL ANGEL CASTRO HERRERA	Caldwell	78616	TZZ3010	TX	127
2671	ANGEL FLORES CHRISTINE GARCIA	Travis	78734	TRN8128	TX	149
2672	ANABEL RUBIO AGUILERA GUSTAVO AGUILERA RAMIREZ	Travis	78617	STX2540	TX	124
2673	KEHILYN JISSEL LOPEZ MEJIA RONY JAVIER AYALA	Travis	78660	VVL9835	TX	209
2674	ANGELIA LYNN MESSINA	Bastrop	78602	TZZ1705	TX	132
2675	RYAN LEE TAYLOR	Brazoria	77578	RKV9090	TX	151
2676	STEPHEN WOLFGANG NAVA	Williamson	78664	AY09018	TX	187
2677	WILLIAM CHARLES BENLINE	Williamson	78641	VTR8616	TX	192
2678	EPHRAIM MUNACHISO OKAFOR	Galveston	77546	TLL4355	TX	239
2679	JARIDANN HUTCHESON	Bastrop	78621	TNK8772	TX	190
2680	MIGUEL ANGE RANGEL-FERNANDEZ	Hays	78640	VBP1436	TX	206
2681	KIMBERLY BATES	Travis	78728	6688C18	TX	247
2682	ANGEL DAVID MARTINEZ GARCIA	Travis	78728	VND2193	TX	201
2683	RAUL LOPEZ GONZALES	Travis	78723	VJD8917	TX	211
2684	ANDRES JAIME CASTELAN	Travis	78653	VFX9951	TX	137
2685	ERICA VOGT MICHAEL VOGT	Travis	78754	BD62035	TX	242
2686	DAYQWAN VARION WILLIAMS ALLEAH MOET LOUISE WRIGHT	Travis	78660	VNG2901	TX	152
2687	EVER TRIGO	Hidalgo	78589	SCR3349	TX	167
2688	JOSHUA ALLEN FRISBIE NANCY ALIKHEL	Travis	78653	VCZ3351	TX	219
2689	TERRY LEE BRESSER OLIVIA TAYLOR KATHLEEN BRESSER	Williamson	78664	VKY7855	TX	136
2690	AIDAN CHRISTOPHER CLARKE	Jefferson	77627	TDY8907	TX	172
2691	SHANEE ELLISON	Travis	78754	6878G92	TX	273
2692	BENJAMIN AZARIAH CARRINGTON	Travis	78721	VNH0479	TX	216
2693	RICHARD OWEN QUANTRILL	Williamson	78613	VKZ0760	TX	130
2694	BRIAN WILLIAM SHAFFER	Lee	78942	VNG1398	TX	194
2695	GUSTAVO RODRIQUEZ	Williamson	78641	JYP9398	TX	215
2696	TIFFANY SHARECE MULKEY	Jones	79525	RFV5631	TX	111
2697	PAULA MARIE REYES	Travis	78617	VFT5805	TX	155
2698	EMILIA ALVAREZ MEDINA	Travis	78653	VVY2619	TX	258
2699	JULIAN HUNTER	Bell	76543	6699J51	TX	232
2700	CARLOS LAMONT SMITH JR	Williamson	78613	6623J66	TX	227
2701	JUAN P CABRERA PENA	NULL	78660	FVX7447	TX	114
2702	SHARMONE REQUELL HOGG	Williamson	78613	VJG4947	TX	276
2703	PAULO OLIVARES GUTIERREZ	Bastrop	78612	VPK5597	TX	180
2704	JET LINER	NULL	33913	RMRS05	FL	203
2705	NOEMY MERCEDES	Travis	78726	VLC7654	TX	219



CTRMA Prohibited Vehicles

CENTRAL TEXAS REGIONAL
MOBILITY AUTHORITY

2706	TAYLOR PAYTON GLOVER	Williamson	76574	VBW0668	TX	181
2707	JEREMY ALEXANDER HUGHES	Harris	77447	VGL4289	TX	111
2708	CIERRA ROCHELLE WHALON	Bell	76542	VFV0219	TX	106
2709	LEZLY LILIAN MORALES	Travis	78741	PCB3912	TX	119
2710	GUADALUPE OCHOA MORA	Williamson	78642	TNK9186	TX	131
2711	GABRIELLA RENEE LEIVAS JEREMIAH DANIEL LEIVAS	Caldwell	78656	VTD0457	TX	168
2712	PASCHAL SIMPSON EVANS JR	Williamson	78665	VMG9685	TX	144
2713	KATHY ANN ESQUEDA PEREZ NADALYNN DELGADO	Hidalgo	78542	SCR9305	TX	116
2714	THOMAS HAMILTON	Williamson	78664	VFT1281	TX	124
2715	CESAR GONZALEZ NIETO	Travis	78758	PYZ8141	TX	154
2716	BENITO DIONICIO MARTINEZ MARILYN FERNANDA GOMEZ ERAZO	Travis	78753	VKY3422	TX	132
2717	ANNIE MILLER RICE	Hays	78640	VCX9164	TX	145
2718	BRIONNA LOU LEAVERTON	Williamson	78641	RNJ4955	TX	167
2719	ANTONIA MELISSA SINGLETON	Hays	78610	RHB7752	TX	150
2720	HUGO GUERRERO	Grimes	77868	TDF4599	TX	108
2721	MARCUS GLEN KEMPER	Bastrop	78621	SNS6051	TX	194
2722	TIAUNNA DEE SCHLEGEL	Travis	78721	RWV4866	TX	119
2723	ALONDRA PAULINA LOPEZ ABEL FAZ SALAS	Travis	78721	PTN5610	TX	135
2724	CHRISTIAN CORNELIUS	NULL	78617	6716R22	TX	242
2725	GEOVANNI SALAZAR	Travis	78747	VCZ1383	TX	111
2726	JOHN DAVID TOTTEN ERIN TOTTEN GREER	Travis	78748	VNH9103	TX	232
2727	SANTIAGO GANBETTA FERNANDEZ	NULL	33139	BZ52RG	FL	205
2728	YESENIA PERALTA CRUZ	Bastrop	78612	RRX6215	TX	133
2729	DEBORAH KAY WILSON	Travis	78758	RYW8039	TX	145
2730	KIMBERLY BATES	Travis	78728	6773U91	TX	270
2731	MELANIE MARGRET OSTRANDER	Hays	78640	VKR9414	TX	180
2732	ANGELINA JENNIFER MAE HALL	Travis	78727	VBN7690	TX	143
2733	RUEBEN WAYNE SHUMAKE	Travis	78751	TRP3140	TX	107
2734	LYNCIA PATRICE WRIGHT WHITE	Travis	78660	VHK0659	TX	242
2735	LORINE MICHELLE JONES	Travis	78725	VPK0946	TX	200
2736	SUAREZ GROUP CORP	NULL	78760	VPJ4881	TX	184
2737	HENRY GUERRA JR ROBERT GARCIA GUERRA	Travis	78617	VTR9261	TX	218
2738	CHRISTOPHER ERIC SPANGLE	Washington	77833	AA07510	TX	150
2739	J ABDULIO MONREAL LOPEZ ANASTACIO MONREAL RODRIGUEZ	Travis	78617	STL8326	TX	139
2740	LELIA MAE PATTERSON LUX CARS & BIG TRUCKS	Travis	78728	7N5658N	TX	215
2741	HEATH HENRY HAM CAROLYN MARIE SUBJECT	Travis	78741	RHS3975	TX	139



CENTRAL TEXAS REGIONAL
MOBILITY AUTHORITY

CTRMA Prohibited Vehicles

2742	SAMET DENGIZ	Travis	78660	VPR5658	TX	156
2743	AHMED MAHMOUD ABDELQADER	Travis	78730	VNG9419	TX	184
2744	DEVIN LAMAR ALLEN	Bexar	78220	RJN6244	TX	239
2745	ANDREW ALEXANDER PONTIKES	Harris	77007	VFL8524	TX	120
2746	FRANCISCO CAMPOS, YOLANDA GOVEA CAMPOS	Travis	78653	6854X35	TX	282
2747	JOHN ROSS TIBBITS	Travis	78728	VJG2490	TX	109
2748	DAYANA PAOLA BERMUDEZ MOLERO	Fort Bend	77494	SSN6602	TX	168
2749	KRISTI LAYNE CHRISTIAN	Williamson	78641	VPR4175	TX	143
2750	KENNETH ROYSTER	NULL	38108	01AA847	TN	137
2751	JOSE ALONSO CHAIRES MACIAS	Travis	78702	VVM4635	TX	211
2752	JOB ALEXANDER CIPRIANO	Travis	78754	DYX7397	TX	197
2753	TAYLOR KEY MAXEY ARIEL NICOLE MAHER	Williamson	78681	TSC7737	TX	111
2754	KANE KANE AMADAOU	Travis	78705	VKX7172	TX	197
2755	JEREMIAS HERNANDEZ PEREZ	Travis	78744	VJD9901	TX	131
2756	MARCOS EFRAIN MENDOZA MENDEZ	Travis	78617	VJG0211	TX	142
2757	YAMILET TOLEDO ODUARDO	Williamson	78664	RZX2062	TX	163
2758	DOUGLAS ELLIS MARTIN	Bell	76542	VMG0486	TX	275
2759	STEFANI CISNEROS	Travis	78754	TPX8460	TX	174
2760	TOMAS GABRIEL RODRIGUEZ	Travis	78745	TLL7936	TX	186
2761	OLGA GARCIA ANDRADE DE MENDEZ	Travis	78758	VPJ4329	TX	230
2762	JAVIER ENRIQUE MAGGIOLO	Travis	78732	RPV4043	TX	182
2763	ABRAHAM QUINTANA GUERRERO	Travis	78691	VJR7355	TX	183
2764	SHANE EDWARD SNYDER	Travis	78704	VPH6775	TX	153
2765	RAYMUNDO SANCHEZ GLORIA GUEVARA SANCHEZ	Bastrop	78953	TPX2676	TX	125
2766	MARISELA GARCIA	Hays	78610	RKX2730	TX	113
2767	TAMMY LYNNE FARRIS	Travis	78725	MRG4583	TX	173
2768	RICARDO E ATENCIO GALBAN	Harris	77450	SYC6392	TX	118
2769	JOE YZARRA	NULL	76541	6768F36	TX	252
2770	BRIANA CAROL SIMS	Williamson	78613	PKB1460	TX	105
2771	RUBY YBARRA OLIVARES	Travis	78617	TPX1308	TX	126
2772	ROBIN WILLIAM HULME	Williamson	78664	6423V56	TX	159
2773	SUYETY ALONSO ACUNA	Travis	78754	VFS8476	TX	169
2774	GLENN ROBERT WYKOFF	Jefferson	77703	SLX5705	TX	236
2775	CHRISTOPHER MATTHEW VICKERS	Travis	78653	VXR9882	TX	218
2776	JESUS C GAMEZ	Travis	78702	AJ86288	TX	163
2777	YESENIA VASQUEZ	Caldwell	78616	LZL5679	TX	200



CENTRAL TEXAS REGIONAL
MOBILITY AUTHORITY

CTRMA Prohibited Vehicles

2778	KEELA K ANDREWS	Bell	76543	SPF0927	TX	128
2779	ANGELA V MUKENDI LIDY MW MBA	Travis	78653	SVW6906	TX	114
2780	GRACIELA DONNA SIMMONS	Travis	78653	4NVWZ	TX	196
2781	AUSTIN TAYLOR BREWER	Hays	78666	SJL4492	TX	115
2782	GERRIQUE LEIGH WILLIAMS	Travis	78653	VPK6427	TX	198
2783	NANCY LANETTE CANTRELL	Travis	78749	VMG4902	TX	177
2784	ESMIRNA DIAZ	Bastrop	78621	6484F19	TX	234
2785	DALTON LEE WHITSON	Travis	78748	THZ4799	TX	186
2786	ERIKA MARIANA RICO JOSE MAGDALENO RICO QUINTERO	Travis	78725	KJD5151	TX	138
2787	AMY LYNN FLORES	Williamson	78664	DW6Y066	TX	128
2788	MARCOS ANTONIO CORIA-FRANCO	Harris	77038	VCJ6976	TX	157
2789	SAMUEL RODRIGUEZ	Travis	78728	VHV1195	TX	140
2790	MATILYNN MARIE LOPEZ	Hidalgo	78537	6690V44	TX	190
2791	VENANCIO AMBRIZ-GUTIERREZ	Bastrop	78612	RWT5842	TX	114
2792	NOE CERVANTES VASQUEZ	Travis	78747	6721L52	TX	234
2793	BRENDA MARIE FIGUEROA PETE FIGUEROA III	Travis	78660	VNH2774	TX	199
2794	DANIELLE GONZALEZ	Travis	78653	TYR7530	TX	137
2795	JEFFERY WILLIS	Travis	78728	VJG6621	TX	207
2796	ALEXA K HERRERA LAURENS	Travis	78758	VPK3526	TX	222
2797	ISMAEL GARCIA JR ISMAEL GARCIA III	Caldwell	78644	VLC5172	TX	182
2798	JORGE A MANDUJANO	Travis	78724	JWX2985	TX	146
2799	DAVID ANTHONY JR NUNEZ	Travis	78722	VJD9220	TX	113
2800	DANIEL MARK SOWELL ALAN BRUCE SOWELL	Hays	78676	TJW9391	TX	204
2801	TRENTON ROSS VAUGHAN	Bell	76502	BIZE	TX	147
2802	ROJELIO DIAZ BARRIGA	Dallas	75060	VWH4442	TX	202
2803	ALFRED CHARLES WADDELL IV	Travis	78753	VCD5258	TX	162
2804	SAMUEL RODRIGUEZ	Williamson	78641	6769D61	TX	206
2805	HAROLD CHRISTOPHER NEWMAN	NULL	76548	VJK3965	TX	121
2806	JACKLYN ROSE DURAN	Travis	78617	TLV4059	TX	119
2807	TAMIRAT BEKELE	Williamson	78613	FTC4298	TX	104
2808	COREY HENSON	Comal	78130	SZV1106	TX	140
2809	JAMES MORRISON	Williamson	78642	6399B63	TX	206
2810	OTELIA GOMEZ PACHICANO	Williamson	76578	9WNKC	TX	239
2811	ANDREA DAWN EATON	Williamson	78641	SXG4661	TX	176
2812	RACHEL COVARRUBIAS	Bexar	78207	VCB1723	TX	148
2813	ROBERT CRAFT JR KEIYANNA ROBINSON	Travis	78728	TZG3891	TX	120



CENTRAL TEXAS REGIONAL
MOBILITY AUTHORITY

CTRMA Prohibited Vehicles

2814	EMILY LO BEAN	NULL	55408	RAC729	MN	130
2815	IRIS BENITEZ	Harris	77011	TSR8742	TX	163
2816	RAPHAEL SYLVIE ATANGANA DJIDA	Travis	78759	6700T74	TX	266
2817	RICKY LEE ACOSTA ESLI HUSAI ROSAS CASTRO	Hays	78610	VWG2402	TX	200
2818	JOSE OCTAVIANO TELLO HERNANDEZ	Williamson	78634	VBG5155	TX	116
2819	ERICK MARROQUIN PEREZ	Travis	78745	VNH3056	TX	153
2820	IMANIE SAYMONE WILLIAMS	Williamson	78664	6427B94	TX	211
2821	JENNIFER I TAPIA VILLASENOR JOSE LUIS VALDERAS	Travis	78758	VJF5011	TX	141
2822	KIMAREA HARMON	NULL	39090	LJB609	MS	189
2823	DANIEL RUIZ JR	Williamson	78615	VVL7267	TX	245
2824	ANA KAREN HERRERA LOPEZ	Bastrop	78621	RMF7831	TX	165
2825	RANDHIR SONI AKANSHA SINGH	Travis	78739	SLH8463	TX	244
2826	CLIFTON HERMAN RAYMOND III SARAH AUSTIN HUTSON	Travis	78750	TCX7122	TX	143
2827	JORGE REINIER GONZALEZ PADILLA	Travis	78660	VXS6032	TX	223
2828	JESUS A PINERO RANGEL	NULL	33055	26BQDZ	FL	102
2829	TROY F MANION	Travis	78660	VJR7441	TX	149
2830	BRYCE TANNER DUMMAR, BRAYDEN ANDREW DUMMAR	Travis	78734	6704N53	TX	164
2831	CRISTINA MACIAS OCAMPO	Travis	78653	VKZ8572	TX	145
2832	LINDA C BROGDON	Bexar	78261	HVY1078	TX	120
2833	FINEAUTOGO.COM, LLC	Harris	77076	6N0519S	TX	210
2834	THELENIUS MIC ANTHONY REED II	Bastrop	78602	VFT3342	TX	122
2835	PAUL BENTON SCHWANDER	Johnson	76084	VMZ8001	TX	188
2836	MANUEL A SALGUERO MALDONADO	Caldwell	78616	VFS4279	TX	189
2837	FELIX REYES LOPEZ	Caldwell	78656	VDW0265	TX	165
2838	ROBERTO ANTONIO RIOS	Williamson	78717	PPM7849	TX	154
2839	ALEXIS DIANA LOPEZ	Travis	78754	VJM2180	TX	148
2840	GREGORY JOSEPH FRANCISCO KATHRYN MACEN MORRIS-FRANCISCO	Tarrant	76010	VHZ2711	TX	150
2841	BRIEN G WINSTANLEY	Travis	78747	VCY7905	TX	155
2842	JAIME SANCHEZ	Brazoria	77541	CLN3400	TX	259
2843	INDIRA ROMERO MALDONADO	Harris	77031	TXD4610	TX	134
2844	TOBY JOE MILLER	NULL	75201	VLT3362	TX	119
2845	ROBERT CHASSE HOLDEN	Travis	78745	VJD8859	TX	197
2846	SELVIN DARIO MURILLO ZUNIGA	Harris	77042	VNG8889	TX	215
2847	DAVID JASON REYES	NULL	78621	SJL3372	TX	272
2848	SHANA MARIE MIKELS-BARBER	Williamson	78634	RBX0305	TX	135
2849	COLTON LESLIE RISEN	Coryell	76528	CR1SEN	TX	126



CENTRAL TEXAS REGIONAL
MOBILITY AUTHORITY

CTRMA Prohibited Vehicles

2850	RATHIN MANORANJAN LAKSHMI DOSS	Travis	78653	VNH8674	TX	199
2851	CRYSTAL LASHAUNA ROBINSON	Williamson	78628	VKS5100	TX	105
2852	DANIEL ROLF GLAUSER	Travis	78731	VCY4334	TX	126
2853	GUALBERTO MARTINEZ	Hays	78666	SLF5541	TX	112
2854	GENOEL HERRERA FERNANDEZ	Travis	78741	BZ64RY	TX	121
2855	RICHARD LOUIS BEASLEY	Travis	78653	SLL6216	TX	161
2856	GABRIELLE COLEMAN	NULL	70764	614HAW	LA	143
2857	JOHN ERVIN EASTER JR	Williamson	78729	VJS2736	TX	124
2858	ORALIA P MARROQUIN DE SARINANA ORALIA SARINANA	Travis	78748	SJL6683	TX	123
2859	MUSTAPHA AITBOUBKER	Travis	78660	RBH2083	TX	125
2860	GERBER ABIUD ENRIQUE MENA, ANGELA RAMOS MENA	Williamson	78642	6773H39	TX	227
2861	ISAC JAYMES TANNER	Travis	78653	VTB3221	TX	213
2862	JOSE VENTURA RODRIGUEZ GARCIA	Williamson	78642	VCX8092	TX	106
2863	DEAN MICHAEL LACKEY	Bastrop	78602	TXZ2789	TX	137
2864	CESAR ANDRES PUENTES PEREZ	NULL	78616	VMN6357	TX	123
2865	TOUGH STUFF RECYCLING LLC	Travis	78660	YCD9947	TX	139
2866	WANDA CLAUDETTE HUDSON	Williamson	78665	PCG1926	TX	116
2867	TERESITA GOMEZ	Travis	78617	PLW5988	TX	118
2868	ANDREA WILLIAMS	Travis	78725	VNG9393	TX	162
2869	LUIS ERNESTO FRIAS ALEJO MARIA LUISA ALEJO	Travis	78617	VJF1183	TX	118
2870	OWEN MICHAEL GRELLA	Williamson	78641	VJS3929	TX	144
2871	TRACY STEWART LOGAN ELIZABETH STEWART	Harris	77598	PTN5035	TX	186
2872	TOMMY BRADFORD TRIMBLE	Williamson	78634	VNG7138	TX	148
2873	BENIGNO LAYTON IV	Bastrop	78612	VJF7113	TX	113
2874	ELYSSA LUTTRELL	Williamson	78729	6770Z96	TX	169
2875	SAMUEL SOTO SOTO	Williamson	78634	VJG7354	TX	181
2876	SARA SANCHEZ	Travis	78752	6672S77	TX	203
2877	GERARDO ESPARZA HURTADO	Bastrop	78612	VGB0890	TX	137
2878	LEANDRA D MARROQUIN	Travis	78747	VKZ4872	TX	196
2879	MICHAEL A DEBENEDICTIS, DIANNE CHRISTINE DEBENEDIC	Bastrop	78621	6980Z90	TX	261
2880	JOHN CHARLES KING	Travis	78750	98T	TX	119
2881	ALAIN C ZAMORA	NULL	78634	VDS7883	TX	193
2882	OLGA JO DELAROSA	Williamson	76574	NVG5008	TX	267
2883	JAY RONA VAN GERDES	Fayette	78945	SZS5480	TX	122
2884	JOSE ALFREDO DIAZ LOPEZ	Hays	78640	TWC3961	TX	159
2885	VAN RO SANG	Travis	78724	TZH1268	TX	125



CENTRAL TEXAS REGIONAL
MOBILITY AUTHORITY

CTRMA Prohibited Vehicles

2886	ALEXANDER JOHN GALVAN	Williamson	78626	VJS0557	TX	115
2887	EDUARDO AGUSTIN RAMIREZ MORENO	Bastrop	78621	VGB0693	TX	139
2888	JENY SARAI MEDINA DUARTE	Bastrop	78612	6761H55	TX	201
2889	CARAH LEANN HOPSON	Lampasas	76539	SFN0919	TX	114
2890	MARIA G SANCHEZ-GALUE	Travis	78744	VMZ0080	TX	122
2891	NORMA RODRIGUEZ	Bexar	78212	MWS5975	TX	145
2892	EVERETT LANGE RUHL	Hays	78610	VFH5239	TX	259
2893	DIANNA L BREITEN	Travis	78721	LDZ3187	TX	211
2894	JOHN SIMPER PELECH KAMI A PELECH	Lavaca	77995	TDR3226	TX	121
2895	CORY KEAGY	Williamson	78634	SPC3978	TX	211
2896	ALEXANDAR R WAGNER	NULL	32835	15DPTP	FL	138
2897	GUILLERMO SANCHEZ	Travis	78754	VKZ1644	TX	134
2898	CESAR GONZALEZ DIAZ	NULL	46241	TWK4944	IN	166
2899	WILMER FELIPE MEDINA REYES	Travis	78741	MCH3830	TX	123
2900	ADRIANA FERNANDEZ	Travis	78653	BRW6741	TX	171
2901	LUIS E RAMIREZ MEDERO	Travis	78753	VJB6364	TX	123
2902	BENJEMAN HACKENBERG	NULL	49067	1QJM40	MI	156
2903	MARK ANTHONY HOOPER	Williamson	78641	VJG6989	TX	131
2904	ANDREA JOELLE CASARES	Travis	78744	VNW2991	TX	173
2905	JOHN DAVID TIJERINA	Travis	78748	VCY9329	TX	174
2906	LUIS ALFONSO SALAS CUEYAR	Travis	78744	6977S62	TX	207
2907	JOSEPH EUGENE CREEL	Williamson	78664	LNW3425	TX	127
2908	OSCAR D ROMERO GUEVARA RAMON A LEMUS ROMERO	Travis	78724	VCP1449	TX	146
2909	RASHAD LOVELL HAWTHORNE	Travis	78721	6793H36	TX	249
2910	MELISSA HARRELL	Williamson	76527	6532D92	TX	146
2911	ITZEL E REYNOSO CARACHURE	Travis	78617	SCT7127	TX	107
2912	FERNANDO BENITEZ VILLEGAS	Travis	78749	TRP3994	TX	163
2913	LESLEY BACKUS	Travis	78744	KJD9608	TX	146
2914	BRENDA DIAZ GAYTAN STEPHANIE DIAZ ESCAMILLA	Travis	78754	VNZ6090	TX	175
2915	LACEY MICHELSON	Williamson	78641	BK5R123	TX	150
2916	BRADLEY ARRINGTON WINN	Travis	78744	VCY0466	TX	141
2917	MICHELLE MARIE GORTON RANDALL TAYLOR GORTON	Bastrop	78602	VMG0044	TX	153
2918	SHEKERA DAWN PERKINS	NULL	78654	VPM3521	TX	190
2919	INGRIS NOHEMY FLORES REYES	Bastrop	78612	VJS4662	TX	146
2920	KARTHIK ALLAM	Williamson	78641	VKZ5852	TX	162
2921	ABRAHAM ALANIZ JENNIFER RODRIGUEZ	Williamson	78641	VFT5455	TX	106



CENTRAL TEXAS REGIONAL
MOBILITY AUTHORITY

CTRMA Prohibited Vehicles

2922	AC&A, INC.	Travis	78728	MHC2433	TX	140
2923	NICOLE ROCHELLE MACMULLIN	Llano	78609	VBH8051	TX	145
2924	KATHERINE DENNICE MORENO	Bastrop	78612	VKT1009	TX	174
2925	RUSSELL LAWRENCE WEBB	Williamson	78642	SJS2245	TX	139
2926	HORIZON SALES & LEASING, INC. AUSTIN RISING FAST M	Travis	78753	7N6142N	TX	264
2927	NATALIS CHAVEZ	Travis	78726	VVY2787	TX	207
2928	LISA LOEHMAN	Travis	78723	6980B63	TX	199
2929	CHRISTINA ANN THOMPSON	Kaufman	75126	SST6617	TX	155
2930	YURISAN CORRALES HIDALGO	NULL	78617	6723K60	TX	198
2931	TRAYVON JABRELLE MCGOWAN	Travis	78653	VBP1217	TX	118
2932	JORGE LUIS MAGANA MARTINEZ	Winkler	79745	VWF7720	TX	185
2933	JESUS DANIEL CASIANO JARAMILLO	Travis	78753	SPW6545	TX	222
2934	R & D MOTORS INC	Travis	78751	7N3839V	TX	224
2935	ELICID ANTONE SMITH	Bell	76501	PDY8027	TX	145
2936	KENIDI ANNE TUTTLE	Navarro	75144	TDD8151	TX	189
2937	JESSICA RAE LYNN SANDERS	Williamson	78641	BP8K550	TX	131
2938	EVAN REYER	Bexar	78205	BKN1802	TX	218
2939	BRANDON FLORES	Bexar	78245	VFJ3684	TX	107
2940	VIVIANA MERLIN BELLO	Williamson	78641	VWG1742	TX	151
2941	JUANA MARIA CANO	Travis	78617	TPY0243	TX	149
2942	MARILYN L SAVAGE	NULL	80017	OFC572	CO	108
2943	CHRISTEN MARIA BROWN	Williamson	78628	VFS9782	TX	125
2944	RAMON NAVARRETE LOPEZ LUIS ALBERTO PENAS	Bastrop	78612	VJF9748	TX	120
2945	ERIC MCNAIR ENSIGN KRISTIN CAROL ENSIGN	Travis	78754	VBH9841	TX	247
2946	CHARLES HUGO OERTER	Travis	78724	SVW6084	TX	177
2947	DL PETERSON TRUST LSR	NULL	21117	VKJ6496	MD	106
2948	SESEES C KING	NULL	33837	PTZQ37	FL	125
2949	RENE TINOCO JAIMES	Travis	78758	2125AE	TX	114
2950	FORREST RYAN STREETER	Bastrop	78602	FDW3427	TX	172
2951	JOSE LUIS REZA MONROY	Travis	78660	VNG7606	TX	142
2952	KASEY LYNN WOLFF	Williamson	78642	6923B84	TX	180
2953	JEFFERY JENKINS	Williamson	78641	SFL2595	TX	123
2954	CARLA GONZALEZ	Travis	78660	RLS9397	TX	174
2955	MARISSA GOMEZ	Bastrop	78621	NYH1550	TX	151
2956	TIMOTHY DILL	Williamson	78641	6631R30	TX	166
2957	OLEGARIO RAMIREZ DE LOS SANTOS	Travis	78660	TLL4420	TX	144



CENTRAL TEXAS REGIONAL
MOBILITY AUTHORITY

CTRMA Prohibited Vehicles

2958	ANTHONY ROCHA, BRIZEYDA ELIZABETH PEREZ	Travis	78702	6435V89	TX	156
2959	LARISSA MARIE ROCHA	Nueces	78405	TSH0227	TX	117
2960	JEAN IRENE BANZOUZI	NULL	78660	TZG4541	TX	182
2961	JULIO CESAR VALLE	Bastrop	78602	VNH1028	TX	148
2962	J LOURDEZ ARVIZU	Houston	75835	FHJ0081	TX	134
2963	KHANNGUE DEZMOND KING	Williamson	78634	VBW1002	TX	154
2964	VICTOR M GONZALEZ GONZALEZ	Bastrop	78612	VNG8902	TX	149
2965	ANITA GAIL DUNCAN JOHN FRANKLIN PARKS	Lee	78942	VBR7896	TX	111
2966	BECKY VARGAS	Travis	78653	6782G43	TX	217
2967	TIFHANY LANETTE MCCALISTER	Travis	78724	VPJ4380	TX	147
2968	DEWAYNE ONEIL GRISWOLD	Travis	78724	6657Z64	TX	174
2969	JIMMY VALLEJO DELGADO ANGELINA DELGADO	Comal	78132	VNW3526	TX	107
2970	ROGUE OILFIELD SERVICE LLC	Burnet	78654	SJN8458	TX	134
2971	HELY ALEJANDRO TORRES CHACON	NULL	76541	6701K69	TX	181
2972	JENNIFER SOBECK	Bastrop	78612	AY09702	TX	144
2973	BRITTANY MARIE ESCOBAR	Travis	78653	6791B73	TX	213
2974	MARI KINSEY KUHLMANN REECE WADE KUHLMANN	Travis	78728	TWN5564	TX	116
2975	SHANTA LESHAY THOMPSON	Williamson	76537	VFH0831	TX	111
2976	PALOMA DELGADO MELCHOR	Caldwell	78644	RHW3721	TX	151
2977	SARAH ESTHER LEDESMA	Travis	78617	VDF5949	TX	115
2978	JAMES EARL BUTLER SR	Travis	78653	VNF7694	TX	183
2979	LOWANDA CLARK STOGLIN	Bastrop	78621	STK9125	TX	108
2980	MIA WILLIAMS	Travis	78653	6688Z45	TX	263
2981	DONECIA MIDDLETON	Travis	78724	6648U90	TX	215
2982	JANETT MARI RODRIGUEZ	Bastrop	78602	TPX2147	TX	189
2983	EVERADO P SALAS	Harris	77021	RXR6625	TX	123
2984	LOTT'S APPLIANCE EXPRESS INC.	Williamson	78626	VJR9690	TX	199
2985	ASUNCION MORALES FLORES	Bastrop	78612	6697V44	TX	183
2986	AZUCENA GONZALEZ	Dallas	75149	TYF3956	TX	102
2987	PAMELA GALE MAYES	Travis	78753	LFL8849	TX	108
2988	MARIA BARROYETA ROJAS	Williamson	78641	VXP7057	TX	143
2989	YAHIR MADRIGAL	Travis	78617	6312W13	TX	215
2990	DOUGLAS EDWARD GREEN	Travis	78653	THJ5653	TX	164
2991	VERONICA ESTRADA	Travis	78753	6520L81	TX	162
2992	JOSE JAVIER UGARTE BENITEZ	Williamson	78641	6583L73	TX	186
2993	ERIC WAYNE WOODALL	Williamson	78641	TXJ7816	TX	120



CENTRAL TEXAS REGIONAL
MOBILITY AUTHORITY

CTRMA Prohibited Vehicles

2994	MARK FREDRICK WELCH	Williamson	78642	6471A22	TX	137
2995	MURILO MENDES JUNIOR	Williamson	78613	VNH7619	TX	105
2996	RICHARD K. JONES	Hays	78666	TVM1296	TX	209
2997	EDWARD RENTERIA, EDWARD JAMES RENTERIA	Travis	78741	6771A35	TX	203
2998	LUIS F STEVENS BORJA	Travis	78723	TZH8939	TX	122
2999	BRASIA MANAE RODRIGUEZ	Bastrop	78621	6625N83	TX	209
3000	DARLENE JOSE CATALLA MARY ANN MUNA SALAS	Coryell	76522	VNJ5045	TX	153
3001	JOSE R DIANAS TORRES	Guadalupe	78155	RNF0335	TX	115
3002	EZEQUIEL REZENDEZ GALLEGOS	Caldwell	78616	VGZ3943	TX	157
3003	ERIN MICHELLE LEFF, JON CHARLES TYLER	Travis	78652	6758B67	TX	146
3004	QUINTON LAMONT ROBERSON CHASALYN MOYETTE ROWLETT	Travis	78653	VND2122	TX	176
3005	JUAN OLVERA GONZALEZ	Bastrop	78621	VDB4979	TX	137
3006	CRIMSON REFRIGERATION INC	Hidalgo	78539	TRP1628	TX	121
3007	SAMUEL LEON GUZMAN JR	Hays	78610	VKZ3665	TX	122
3008	BELINDA H HEFFELFINGER, ETHAN HAMPTON HEFFELFINGER	Williamson	78613	6783H67	TX	175
3009	RANDY FABIAN III	Travis	78617	STK0628	TX	176
3010	JOHN RAMIREZ	Bastrop	78612	MMC5609	TX	113
3011	ANGEL RAFAEL SANCHEZ JIMENEZ	Williamson	78641	6405U50	TX	119
3012	KRISTOPHER EDWARD NELSON	McLennan	76710	STY4280	TX	144
3013	ROBERT LEE WASHINGTON	Travis	78723	JLJ9524	TX	137
3014	JUAN PABLO ALVAREZ	Travis	78653	TTB9979	TX	132
3015	NATIVIDAD MORALE DE LOS SANTOS	Williamson	78664	TSH7423	TX	121
3016	DESIRAE MONIQUE RIOS	Travis	78744	VCY7195	TX	107
3017	CARLOS MONTEPEQUE ORELLANA	NULL	78612	TWK6746	TX	130
3018	DORNA SAFFAR	Williamson	78641	VHB9489	TX	170
3019	LORI ANN GALVAN LORA INOCENCIA GALVAN	Cameron	78578	VFM8651	TX	123
3020	KURT THOMAS RIVET	Travis	78728	PPG6454	TX	119
3021	ALICIA A SANCHEZ HERNANDEZ	Bastrop	78602	VPJ4601	TX	148
3022	MAIKEL NORTON CORDERO	Travis	78728	VJG4286	TX	145
3023	FRANCISCO VELOZ TIBURCIO	Caldwell	78616	VPJ7608	TX	137
3024	LORA R PARRA	Comal	78130	DB8W379	TX	202
3025	LUIS RICARDO GUERRERO ANGULO	Bastrop	78612	VPJ2052	TX	121
3026	YVONNE RENE GARY	Travis	78724	VPJ0998	TX	164
3027	JESSEACA LEE POE	Bastrop	78602	6695W37	TX	171
3028	JOHN DEMETRIOS MEGAS	Williamson	78641	6719F86	TX	159
3029	GABRIELA BROWN ROBERT MIKHAIL BROWN	Travis	78748	VKZ2749	TX	147



CENTRAL TEXAS REGIONAL
MOBILITY AUTHORITY

CTRMA Prohibited Vehicles

3030	TERESA GARZA RODRIGUEZ	Williamson	76574	SMF8696	TX	129
3031	DUA'S WHOLESALE LLC	Harris	77449	VLV1741	TX	144
3032	AHMED NORELDIN MASAAD	Travis	78753	VKY5461	TX	144
3033	TOMMIE RUTH LOPEZ	Travis	78722	RYZ4964	TX	133
3034	KAYLA SHELBY SWOPE	Bastrop	78953	SCG5152	TX	192
3035	JESSICA NICOLE RADDATZ	Williamson	78628	TRG8553	TX	138
3036	DON EARLE	Caldwell	78648	SHH8362	TX	152
3037	JASON GENE RUSSELL GARRETT COLE RUSSELL	Tarrant	76135	TWN7228	TX	172
3038	MALVA AMABILIA PEREZ RAUL PEREZ	Travis	78617	VNH3912	TX	156
3039	HUNTER CANALES	Bexar	78002	TFK0430	TX	105
3040	MARICELA BELLO	Travis	78753	VKZ0055	TX	202
3041	RAYTANW DONTRELLE HALL	Travis	78702	6703S51	TX	195
3042	JUSTIN CHASE MARTINKA EMILY JO MARTINKA	Williamson	78642	THG0657	TX	159
3043	REBECCA ATKINSON GERARDO SANTA MARIA	Cameron	78583	TTK4052	TX	125
3044	I-TNT WINDOWS LLC	NULL	63146	DA25EB	MO	127
3045	VICTOR MANUEL LEAL AGUIRRE	Travis	78653	6664C15	TX	135
3046	ALEJANDRO URIOSTEGUI	Travis	78753	SPC5916	TX	133
3047	JOSHUA WEBB MC CLELLAN	Travis	78724	6909A41	TX	208
3048	ABDALLAH OUSMANE	Travis	78653	TCX4786	TX	146
3049	THOMAS KESHAWN CURRY	Williamson	78641	6650G30	TX	144
3050	MARCELO ALVAREZ BARRON	Bastrop	78602	VCB9862	TX	129
3051	AARON JOSEPH RODARTE	Caldwell	78616	VGB0313	TX	118
3052	JAMES E GOODMAN	NULL	62629	BQ41868	IL	144
3053	MICHAEL ANDREW HEBERT	Travis	78702	VPK0664	TX	114
3054	JOHN PAUL MANCILLAS	Travis	78653	6943D60	TX	222
3055	ULARN JERELL SMITH	Harris	77069	VKD8561	TX	172
3056	CAPASSION DARCEL SHAW	Travis	78748	VJD8908	TX	177
3057	ROBERTO PRADO SEGURA	Travis	78723	6920Z25	TX	181
3058	MILES JEFFREY VERRUTO	Travis	78704	TLV1764	TX	198
3059	YONER RENTERIA	Travis	78723	VJB6796	TX	107
3060	MARISOL RAMIREZ LEDEZMA	Travis	78653	VNG3966	TX	256
3061	JAMES ABERCIA	Montgomery	77303	RJG2143	TX	145
3062	NELSON A MARTINEZ HERNANDEZ	Harris	77449	SNN7635	TX	149
3063	GVANTE DEANTHONY FANNIN SUTTON	Travis	78745	VJJ7139	TX	114
3064	TIANNE ELEXIS WILSON	Travis	78704	6739Y17	TX	173
3065	AUSTIN NAS AUTO LLC NAS AUTO COLLISION	Travis	78753	6N0294S	TX	109



CENTRAL TEXAS REGIONAL
MOBILITY AUTHORITY

CTRMA Prohibited Vehicles

3066	JESSE RENE FARIAS	Hays	78640	VKX5259	TX	110
3067	ADELMO ASECION TORRES	Williamson	76574	PLS9868	TX	143
3068	KHAMAEL SULTAN ABBAS CHALLABI	Williamson	78665	VJS3618	TX	133
3069	MICHAEL S FERONY	Williamson	78613	RLK2823	TX	129
3070	ANDRE PIERRE ROSS	Travis	78653	6243G93	TX	114
3071	ACE QUALITY CONSTRUCTION SERVICES INC	Bexar	78230	TKD6620	TX	110
3072	AUSTIN RED CEDAR INC DBA JOHNSTONE SUPPLY	Travis	78758	VCY2136	TX	231
3073	DUSTIN PATRICK SCHNEIDER	Milam	76567	VTC4932	TX	189
3074	DEVIN HARVEY	NULL	78660	6653J24	TX	143
3075	STARIESHA KATRICE PIERCE	Travis	78741	6710V66	TX	167
3076	NIKITA TYOMKIN	Travis	78653	VKZ8368	TX	143
3077	OSIEL NESTOR RODRIGUEZ NESTOR O. RODRIGUEZ ESCOBEDO	Williamson	78613	VNH3279	TX	107
3078	RICHARD LONDONO VARGAS	Travis	78759	VBD6741	TX	163
3079	ETHAN EASTWOOD	Llano	78609	SNL5594	TX	115
3080	VICTOR N NGONG	Bastrop	78621	VFJ6175	TX	106
3081	MARISSA SANCHES	Travis	78724	6747Y88	TX	210
3082	JOYA MESHONA JONES	Travis	78754	VJG3113	TX	124
3083	REILLY DOUGLAS HUNGERFORD	Travis	78746	TTB9088	TX	113
3084	YVONNE ADAME	Travis	78653	TRP7890	TX	134
3085	ROSELI ITZEL PAXTIAN FIGUEROA, JULIO CESAR PAXTIAN	Travis	78724	6672L63	TX	182
3086	MARITZA ALANIZ	Cameron	78521	SPG0756	TX	175
3087	ADYLYN MARIE JEFFERS	Williamson	78626	VNZ5529	TX	125
3088	DIOSELINA SALAZAR	Bastrop	78650	VJG4816	TX	165
3089	JORGE LOPEZ	Travis	78660	JBM6899	TX	165
3090	JENETTE LLENE TULLY	Bandera	78003	RJF5440	TX	137
3091	DUANE LEE SILKETT JR, AMANDA KAY SILKETT	Williamson	78641	6639Y65	TX	136
3092	KELLY K GONZALEZ	Williamson	78641	REEL8TR	TX	131
3093	ERNESTO GONZALEZ MARTINEZ	Caldwell	78616	SMX9219	TX	204
3094	JENNIFER RENE LOPEZ-CAMACHO	Bastrop	78602	VJG6199	TX	121
3095	MILTON RAMON LEZAMA MUNGUIA	Travis	78741	VJB6539	TX	126
3096	SARAH ELIZABETH DIEHL	Travis	78724	6770N92	TX	163
3097	PRISCILLA ANNE ROBINSON JEFFERY ALLEN ROBINSON	Lee	77853	MSN0035	TX	137
3098	SARA ABIGALE COTTER	Travis	78660	6764J61	TX	153
3099	ALEX KOSTA MAJDALANI IRIANA VALENTINA ZARBAF	Travis	78660	VFV9957	TX	115
3100	ANGEL ARMANDO AMARO ZAPOT	Williamson	78641	VKY8019	TX	106
3101	ZINNIA VARGAS	Coryell	76522	6751T82	TX	149



CENTRAL TEXAS REGIONAL
MOBILITY AUTHORITY

CTRMA Prohibited Vehicles

3102	MARIA GUADALUPE IBARRA CAMPOS	Travis	78744	VFT8949	TX	101
3103	CEDRIC D MAXWELL, II	NULL	98383	CBV1346	WA	145
3104	PAUL FELAN SAUCEDO	Travis	78653	6692A31	TX	185
3105	TRAVIS CUNNINGHAM	Williamson	78628	VNG7200	TX	101
3106	BARBARA ANN ESTRADA	Travis	78617	6397T84	TX	135
3107	JOSHUA GEESLING	Williamson	78641	6669U53	TX	165
3108	ANIAYA SMITH	Harris	77082	TFK7807	TX	116
3109	JENNIFER HINES	Williamson	78642	PKZ6141	TX	101
3110	APRIL DENISE HARPER	Travis	78653	6396T54	TX	215
3111	DAVID CAMBEROS	Williamson	78634	VKN4591	TX	147
3112	HALEY WARE	Harris	77088	6419N88	TX	159
3113	JOSE LUIS IRUEGAS JR	Bexar	78207	RBD5093	TX	125
3114	COURTNEY M BAZZLE	Travis	78744	6754R25	TX	183
3115	TAMARA L COPELAND-SAMARIPA	Travis	78653	6645F96	TX	169
3116	ARLEYNA VANINECE MITCHELL	Travis	78741	VJF0435	TX	112
3117	MANUEL MARTINEZ RODRIGUEZ	Travis	78617	TRP7100	TX	112
3118	EXODUS FANTASIA CAMPBELL	Bastrop	78602	VJS6071	TX	134
3119	CAROLYN DELAN JERRELLS	Travis	78723	SJS1614	TX	102
3120	ISIDRO FIGUEROA-DENOVA	Bastrop	78612	PVF9125	TX	100
3121	STEFANIE LYNNE YANDELL KYLE ALAN YANDELL	Williamson	78641	MVF2311	TX	123
3122	JONAH DAVID FUENTES	Travis	78752	VKZ1900	TX	112
3123	JULIO A OCHOA	Harris	77087	PKL7251	TX	109
3124	RAMIRO SOSA JR	Comal	78130	TLW8099	TX	175
3125	LUCY ABARE	Travis	78723	FVJ7178	TX	109
3126	ALEJANDRA M MARTINEZ RUIZ	Williamson	78641	VPR2280	TX	122
3127	FABIOLA D VALLE SOTILLO MORENO	Tarrant	76010	THY6859	TX	140
3128	JONATHAN SETH STANDLEY LEE ANN RISINGER	Travis	78745	VNX6327	TX	162
3129	YOLANDA INEZ DE LA FLOR	Williamson	78641	PKL0254	TX	138
3130	L&L PRODUCE LLC	Harris	77022	TBY9694	TX	104
3131	SEBASTIAO MENGA MIGUEL	Travis	78750	VKY8000	TX	131
3132	SCYWILLOW MARIE MIDDLETON	Travis	78653	TZH5997	TX	177
3133	PEDRO NOE MORENO KIMBERLY DAWN MORENO	Williamson	78626	GS93TP	TX	123
3134	MATTHEW JAMES REDKEY	Travis	78653	6784C75	TX	224
3135	ALEXIS JUEAN-MONE LAUDERDALE	Travis	78734	6412C80	TX	138
3136	ALBERTO C RODRIGUEZ	Travis	78758	TCW5813	TX	129
3137	KELLI STARBIRD	Travis	78739	JR31J	TX	133



CENTRAL TEXAS REGIONAL
MOBILITY AUTHORITY

CTRMA Prohibited Vehicles

3138	DICNEY SUAREZ NARANJO	Williamson	78664	6713C24	TX	172
3139	MICHAEL ROBERT KORMAN	Travis	78744	RNL2977	TX	132
3140	JOSE RAUL GARCIA	Travis	78751	6562C39	TX	124
3141	ALEXIS MONIQUE FREDERICK	Travis	78702	6960F17	TX	188
3142	TROUBLE SHOOTER TOWING&RECOVERY LLC	Harris	77379	6N2189V	TX	110
3143	LELIA MAE PATTERSON LUX CARS & BIG TRUCKS	Travis	78728	6N5221R	TX	124
3144	SAUL RAYA	Burnet	78605	PGL3939	TX	104
3145	MONIQUE NICOLE TALLEY KENNETH RAY TALLEY JR	Milam	76577	VTC4818	TX	150
3146	ANNIKA RUTH GUARNERO	Williamson	78641	6696J69	TX	159
3147	HUGER MONTES HERNANDEZ	Travis	78653	6640H42	TX	178
3148	JOSE LUIS PALACIOS GUTIERREZ	Harris	77038	6903Z75	TX	188
3149	JOSE GIOVANI CASTRO LAZARO	Williamson	78626	VTB3456	TX	171
3150	YEE KEAT NG	Williamson	78634	VPH9385	TX	122
3151	MATTHEW TENBUSH	Williamson	78634	6471D34	TX	124
3152	TIFFANY MARIE KERSEY	Bastrop	78621	6887R37	TX	191
3153	AALIYAH WENDOLYN REID	Travis	78754	6742U54	TX	162
3154	RODOLFO MANZANO RENTERIA	Travis	78653	6631H65	TX	174
3155	OSCAR ERNESTO VALDIZON	Travis	78708	FVY3396	TX	112
3156	CRESCENCIO REYNA	Travis	78724	KVP7930	TX	152
3157	GABRIEL GATBY GUZMAN, NERA D JAMES	Travis	78660	6443U35	TX	114
3158	JACOB RENE ACEVEDO	Travis	78749	VHD1426	TX	105
3159	LINDA MARIE TORRES	Hidalgo	78570	RSH7221	TX	229
3160	YANELEE VELASQUEZ	Williamson	78641	VPH5056	TX	131
3161	CHLOE GOODE	Bastrop	78621	6757K51	TX	163
3162	BRETT MICHAEL LEIST	Travis	78653	6648F52	TX	132
3163	NATASHA BREANN PETERSON	Williamson	78717	SJF0762	TX	153
3164	VILMA ROSIBEL HERNANDEZ URIAS	Travis	78660	RWK9278	TX	161
3165	DONALD RAY BROOKS JR	Travis	78724	6625R76	TX	157
3166	JASON JIMENEZ ELIAS JAIME ALVAREZ	Floyd	79241	VTB8656	TX	157
3167	Thomas Willingham	Williamson	78641	VNZ9174	TX	141
3168	JOSE ANGEL CAMACHO ROSADO	Bexar	78244	VFT4119	TX	107
3169	VIRGEN REGLA ECHEVARRIA VILLA	Travis	78753	6604C54	TX	145
3170	CRYSTAL PACHECO	Travis	78727	STK2348	TX	147
3171	ANTHONY RAY PINKSTON JR.	Travis	78724	6701B64	TX	160
3172	JAMAL MELTON	Travis	78660	6524R81	TX	139
3173	ALBERTO GOMEZ GUILLEN	Bastrop	78612	CNR1587	TX	115



CENTRAL TEXAS REGIONAL
MOBILITY AUTHORITY

CTRMA Prohibited Vehicles

3174	RIGOBERTO ANTONIO FAZ, MARY HELEN BOCANEGRA	Travis	78744	6415C91	TX	128
3175	JESUS H CORREA JR	Travis	78724	DZK5649	TX	116
3176	JAVIER HUMBERTO DOMINGUEZ GUEV	NULL	76541	6709J79	TX	141
3177	EDUARDO AUGUST FLORES GONZALEZ	Williamson	78664	VCX7739	TX	145
3178	RYAN ORTEGA MITCHEL	Williamson	78729	6747K64	TX	159
3179	JACOB NATHANIEL MCDERMOTT	Leon	77871	5EAWCED	TX	101
3180	LINDAEN AVILES	Hays	78640	NXM3487	TX	200
3181	KAITLYN RENAE RAMIREZ THELMA ANN RAMIREZ	Hidalgo	78574	TTC2270	TX	153
3182	JOSE STEVE GONZALES	Williamson	78729	6616F45	TX	124
3183	SOMERS AUTO SALE, LLC	Travis	78728	7N1062V	TX	112
3184	YORK F MENDOZA MENDEZ	NULL	78859	6633W97	TX	138
3185	CAROLYN NICOLE MOLASH ERIC JAMES YOUNG	Travis	78660	VNH5324	TX	115
3186	NICOLAS TORRES, JASMINE APOLINAR	Williamson	78641	6765R19	TX	117
3187	COURTNEY SMITH	Travis	78660	6687P34	TX	113
3188	MELISSA KAYE CEPEDA	Travis	78653	SVX2228	TX	189
3189	RODRIGO CALDERON FAVELA	Tarrant	76119	VDJ3468	TX	119
3190	LELIA MAE PATTERSON LUX CARS & BIG TRUCKS	Travis	78728	7N8879U	TX	148
3191	MICHELLE LYNNE WRIGHT	Travis	78724	VJG8217	TX	127
3192	TYRIS LAMONT RIVERS	Travis	78724	6640S32	TX	152
3193	HESLER PALMA	Travis	78744	6737K35	TX	128
3194	ANTUAN ALI REYES VEGA	Travis	78617	6712W32	TX	128
3195	LEXIS OSHQUINA MAXWELL	Williamson	78729	VNZ9176	TX	116
3196	BRANDALE LATRELLE EARLY	Travis	78744	VXS0483	TX	170
3197	VINCENT ISIAH TIJERINA	Travis	78745	6613J37	TX	117
3198	JOSEPH EDWARD STEWART	Bastrop	78621	SWP9945	TX	134
3199	MARIA G SUSTAITA ZUNIGA	Travis	78725	VNW1819	TX	114
3200	COREY DUSTIN BRADFORD	Williamson	78664	VMG3068	TX	110
3201	ASHLEY DANIELLE SMITH	Williamson	78641	SMY2429	TX	189
3202	YASMANI REVILLA TORRES	NULL	1085	3RAE62	MA	137
3203	REBECA JARAMILLO HERNANDEZ	Bastrop	78621	6734P69	TX	214
3204	BAILEY AYALA	Caldwell	78644	6439K44	TX	105
3205	LESLIE TUCKER	Travis	78660	6726N18	TX	133
3206	SASHA HURLEY BARNES	Williamson	78641	6650F83	TX	116
3207	DG AUTO SALES, LLC	Travis	78722	7N6178V	TX	225
3208	RODRIGO IBARRA GALAZAR	Travis	78617	6420Z65	TX	116
3209	WESTON REED SAMPLES	Bastrop	78957	6566A95	TX	192



CENTRAL TEXAS REGIONAL
MOBILITY AUTHORITY

CTRMA Prohibited Vehicles

3210	MONICA BRUCE	Travis	78660	6612P50	TX	167
3211	AUSTIN AUTO ASSISTANCE, LLC	Travis	78724	6N0080V	TX	133
3212	MARCO ANTONIO LOZORIA, VERONICA LUNA LOZORIA	Williamson	78634	6648L64	TX	104
3213	MARIA DEL CARMEN NOLAZCO HERNA NDEZ	Williamson	78634	TGH2370	TX	126
3214	MARTIN OMAR MONTESINOS CUELLAR	Hidalgo	78503	6257G63	TX	112
3215	SAMUEL L DOUGLAS	Travis	78660	SDD6389	TX	126
3216	LIEM THANH HUYNH	Travis	78753	VCY2969	TX	123
3217	FERNANDO PENA	Travis	78741	6395J24	TX	120
3218	YERALDIN JAIMES CHAPARRO	Travis	78653	BZC2197	TX	151
3219	SORREL, TABITHA, SANDEL, CHAD	Midland	79703	6474R42	TX	159
3220	ALEXIA DOMINEEK BUTLER	Williamson	78634	RYT7013	TX	100
3221	BOBBY RAMIREZ SHELLEY MONIQUE MARTINEZ	Karnes	78118	GWX5226	TX	151
3222	CELESTINA LISELA MORALES	Webb	78040	VNK9777	TX	107
3223	ADRIAN CERVANTES	Travis	78736	NYZ6102	TX	131
3224	VINICIUS CHUHA RECHE	Williamson	78641	6962T34	TX	130
3225	LUIS ALBERTO GUAJARDO JR	Travis	78724	6413T57	TX	106
3226	AMY MARTINA ALVARADO	Travis	78747	KYS6387	TX	190
3227	LETICIA REYNA	Williamson	78613	6616V70	TX	107
3228	JOSE ALBERTO PICHARDO	Travis	78754	6621N28	TX	121
3229	MARANDA BARRETT	Travis	78653	TZH8248	TX	119
3230	DIMAS SANCHEZ	Williamson	78634	6681B31	TX	125
3231	ALEKSANDAR RNJAK	Williamson	78729	VXP7026	TX	115
3232	WHEELS LT LSR	NULL	60016	01877S3	IL	167
3233	HORIZON SALES & LEASING, INC. AUSTIN RISING FAST M	Travis	78753	6N5904T	TX	118
3234	JOSE MANUEL MURCIA ANDRADE YUMARA GUEVARA	Bexar	78227	RLH8059	TX	106
3235	LARRY RENARD CARTER, EVELYN JEWEL CLARK	Travis	78723	6659C33	TX	146
3236	MARIO LOPEZ GARCIA	Travis	78617	6993R65	TX	143
3237	PATRICK ALLEN GUERRERO	Hays	78666	6622U98	TX	125
3238	LUIS JAVIER MARTINEZ AGAMA	Williamson	78626	TMT8706	TX	124
3239	LUIS HERRERA ALLISON MICH	Travis	78725	VJF0125	TX	102
3240	TREVON JA'BRALYN WREN	Travis	78732	6611K90	TX	147
3241	MICHAEL JONATHYN SEGURA	Travis	78704	6727S31	TX	129
3242	MATTHEW RICHARD MUNSON	Travis	78727	RTG4479	TX	144
3243	ALLISON LYNN YBARRA	Bastrop	78621	6435P52	TX	104
3244	LICDARY YULIBETH SALINAS ARDO	Bastrop	78602	6427Z48	TX	122
3245	ELEAZAR GONZALEZ LUNA	Montgomery	77354	SBL1521	TX	107



CTRMA Prohibited Vehicles

CENTRAL TEXAS REGIONAL
MOBILITY AUTHORITY

3246	SCOTT LAWSON EASON II NICOLAS RUBEN LOPEZ JR	Coryell	76528	SXH7588	TX	112
3247	KINGPIN TATTOO SUPPLY LLC	NULL	92801	39071B1	CA	108
3248	LUIS FERNANDO ESMURRIA VANESSA GOMEZ	Harris	77338	TWT3900	TX	116
3249	SHON NEEL WASHINGTON	Coryell	76522	TYN5939	TX	134
3250	MA NEDEIDA JAIMES VENCES	Bastrop	78621	VTN4737	TX	199
3251	MARY ANN RAMIREZ	Travis	78748	6459S40	TX	119
3252	ODISLEY VAZQUEZ RODRIGUEZ	Bastrop	78612	SPN5225	TX	135
3253	EDUARDO SALDANA GARCIA	Travis	78653	MKD6553	TX	130
3254	ANTHONY DAVIS	Travis	78723	6559B64	TX	148
3255	WILLIAM C REID	NULL	36732	1618BK8	AL	140
3256	MIGUEL GIL	Travis	78745	6743K40	TX	114
3257	TRAVIS ATKINS	Travis	78753	VVY2733	TX	120
3258	ERIKA ESMERALDA CORONA	Travis	78754	6999W97	TX	177
3259	STEFHANIE SALAZAR	Travis	78724	6543R50	TX	135
3260	VICTOR EDUARDO GUERRA	Travis	78749	TBF2128	TX	107
3261	FRANCISCO JAVIER ALBERTO MEDEL	Caldwell	78616	VFK8331	TX	102
3262	DAVID BLAKE	Williamson	78628	VKY9160	TX	100
3263	EDUARDO SANCHEZ JIMENEZ	Travis	78653	KGV7424	TX	158
3264	GEOHNITA TRAE SHUN CULLINS	Fort Bend	77459	VBZ9000	TX	103
3265	STEVEN CRAIG SLOAN PAIGE REANN SLOAN	San Saba	76877	RDW4722	TX	102
3266	HECTOR MOISES BARAJAS	Cameron	78521	VKR4965	TX	156
3267	ZACHARIA F. SCHLEY	Comal	78133	6579D56	TX	120
3268	MARIA SANDRELIS HERRERA LEAL	Travis	78727	6701B22	TX	103
3269	SHAUN SANDOVAL AUBERY SANDOVAL GAUSE	Williamson	78664	VNH7701	TX	103
3270	AHMED TAWOOSH	Travis	78660	6690C52	TX	132
3271	TERRY LEE GRAY, JONATHON IAN MELGAR	Travis	78744	6289G61	TX	104
3272	SEAN RAY CRANFORD	Fort Bend	77406	6280K89	TX	115
3273	ATARA TOMEKA WILLIAMS	Williamson	76574	6624X85	TX	117
3274	DANIELA D ACEVEDO	Williamson	78613	6516Z78	TX	117
3275	MYLASIA AMBRIAL HADNOT	Williamson	78729	6709C29	TX	138
3276	BRIANNA NICOLE BATES	Bastrop	78602	6647L59	TX	134
3277	RONALD LEE HARDIN JR NICHOLAS JAMES HARDIN	Bell	76549	PDY1406	TX	136
3278	JOSHUA SIMMONS JR	Bastrop	78621	VBW0220	TX	119
3279	MILTON SANTIAGO, OBDULIA FERNANDEZ	NULL	78758	6546W24	TX	134
3280	ALLISON NICOLE MCDERMONTH	Travis	78724	6831T36	TX	141
3281	AL MOHDAR LLC	Travis	78758	8N0973M	TX	148



CTRMA Prohibited Vehicles

CENTRAL TEXAS REGIONAL
MOBILITY AUTHORITY

3282	STEPHEN LYNN WALKER JR	Travis	78653	6913U17	TX	142
3283	KYLE LITTLE	Caldwell	78616	6607L79	TX	137
3284	PONCE MOTORS LLC	Travis	78728	7N3738W	TX	143
3285	GABRIELLA NICOLE CASTRO	Travis	78660	6434U60	TX	105
3286	ANGEL G GARCIA-LOPEZ	Caldwell	78616	VJG6360	TX	109
3287	CLAUDIA MARIE SKINNER	Harris	77345	VBW0875	TX	206
3288	MIKAEL AUSTIN BLAYLOCK	Travis	78653	6927G91	TX	139
3289	JOSE E. ARAUJO	Travis	78758	6286Y15	TX	110
3290	JOHN PATRICK SCHNEIDER	Williamson	78642	6574D46	TX	106
3291	JUAN MANUEL GONZALEZ	Cherokee	75766	SZH2193	TX	122
3292	PETRA HERNANDEZ	Travis	78728	2C1994F	TX	144
3293	JENNIFER ROMAN SANDOVAL, CESAR ANTONIO GUZMAN OBRE	Travis	78617	6615U85	TX	119
3294	RHEA JOHNSON	Williamson	78641	6600K79	TX	100
3295	TORY HALE	Travis	78731	6614C85	TX	122
3296	CHASITY TNEQUA VAZQUEZ, RUBEN TOMAS VAZQUEZ	Williamson	78641	6507P95	TX	105
3297	JOHN PAUL VALLEJO	Travis	78721	6663T73	TX	164
3298	JAI KEAM DEON MAXWELL-BARLOW	Travis	78724	6343K72	TX	122
3299	SHYANNE AROS-MOORE	Travis	78723	6359X24	TX	109
3300	OSCAR NUNEZ	Williamson	78641	6568Z92	TX	123
3301	MARCELLUS OLIVER MOORE	Travis	78754	VVC6143	TX	105
3302	HARISH DEVANARAYANAN	Travis	78728	6606A58	TX	113
3303	WILLIAM D FUQUA	NULL	99004	CPF8946	WA	104
3304	JULIE WALTON	Williamson	76574	6455A47	TX	106
3305	REGINA THERESA CHAPA	Williamson	78665	VKW1449	TX	114
3306	MOSES VITO ARISPE, CHRISTOPHER GEORGE HENDERSON	Travis	78617	6450S32	TX	119
3307	KYLE BENSON GUERRERO	Travis	78660	6564A34	TX	109
3308	GARRY WILLIAM PATTERSON	NULL	78513	6606J93	TX	137
3309	ANDREW RICHARD GARZA JR	Travis	78744	LNJ5916	TX	101
3310	ADRIAN PEREZ GRANADOS	Travis	78653	6693S77	TX	105
3311	JULIO HERNANDEZ	Williamson	78729	6641A27	TX	102
3312	JESUS MARTINEZ	Travis	78745	6762X74	TX	122
3313	MATTHEW HARDEMAN EUNICE HARDEMAN	Coryell	76522	8TVWZ	TX	101
3314	JUANA MARIA DE LA CRUZ	Williamson	78613	6727J92	TX	124
3315	PARIS ARIELLE ALEXANDER	Travis	78753	VJN4966	TX	100
3316	DANIELLE L NORTON	Caldwell	78616	6531N15	TX	105
3317	NATHAN DALE GUY	Travis	78660	6447L42	TX	106



CTRMA Prohibited Vehicles

CENTRAL TEXAS REGIONAL
MOBILITY AUTHORITY

3318	DASHIA MONIQUE DARBY	Williamson	78634	6733P70	TX	133
3319	ARMANDO SILVA PAVON	Williamson	78681	VMV6163	TX	123
3320	EMMANUEL ORTIZ RAMIREZ	Smith	75702	SCS6552	TX	104
3321	KEANNA ALICE ROZELL GRIFFIN, DAMION EARLS BANKS	Travis	78660	6570G26	TX	119
3322	PRIMITIVO MARTINEZ	Travis	78724	6784W63	TX	118
3323	LORI ANNE MASUCA	Comal	78623	6781V57	TX	143
3324	ASHLEY M FORMANI	NULL	33020	RJUL71	FL	149
3325	CHARITY TENISE EDWARDS	Williamson	78634	6572Z99	TX	104
3326	KIMBERLY JAMES THORNTON	Williamson	78664	6635Y81	TX	111
3327	CLARISSA JEWELL BERRY	Travis	78723	6769F86	TX	141
3328	KENNETH ANTHONY HARDEMAN	Travis	78653	6698J27	TX	151
3329	BRITTANY HERNANDEZ PEDRAZA, BRAYAN MERCADO	Bastrop	78612	6586T91	TX	113
3330	ANITA E CLARK, KAREEM LEE CLARK	Bastrop	78621	6688K83	TX	148
3331	VIKKI BUTLER	Harris	77346	6457D15	TX	115
3332	KEVIN MORRIS SR	Travis	78723	6431C28	TX	102
3333	JOCELYNE LIZBETH PEREZ	Tarrant	76106	TND4342	TX	123
3334	AMBER HUMPHRIES HARTWICK	Hays	78640	6572F75	TX	105
3335	CAROL ANN MACK	Travis	78744	6678G34	TX	135
3336	ADAD TURNER	Travis	78660	6649S18	TX	110
3337	PHILIP CARRELLA, DEBORAH BAHAM	Travis	78751	6585B11	TX	111
3338	EMANUEL MACHUCA ROSAS	Travis	78719	6415F39	TX	102
3339	HARLEY ALVA MARBURGER	Bastrop	78662	TPX2902	TX	113
3340	RICHARD ALEXIS HERNANDEZ VELAS	Travis	78759	6490N38	TX	107
3341	MICHAEL ALAN MCMILLON	Hays	78610	6499X47	TX	102
3342	AYZIANA ISHA WARD	Lubbock	79415	VJG4139	TX	120
3343	ARAFAT ALIM	Williamson	78641	VXP5290	TX	103
3344	MIGUEL MARTINEZ	Travis	78754	6706N43	TX	141
3345	MAYRA QUEZADA RIGOBERTO CADENAS	Travis	78723	JBN3060	TX	112
3346	KIRAN JAYANTHI	Travis	78738	GPR5649	TX	102
3347	ROBERT KINCHION	Travis	78723	6559Y55	TX	101
3348	ANDREW WYATT SNIGGS	Bell	76571	TGB0762	TX	109
3349	MANUEL SALAZAR VELASQUEZ	Williamson	76574	6605A79	TX	100
3350	LELIA MAE PATTERSON LUX CARS & BIG TRUCKS	Travis	78728	6N0645S	TX	111
3351	ZOBEIDA J GUERRERO	Williamson	78641	6772N59	TX	103
3352	GUADALUPE RAMIREZ	Travis	78759	6560V80	TX	106
3353	SANDREY SYLVIA PALMA	Travis	78660	6758C60	TX	110



CENTRAL TEXAS REGIONAL
MOBILITY AUTHORITY

CTRMA Prohibited Vehicles

3354	FELIPE SAUCEDA	Williamson	78626	VJG4369	TX	105
3355	KYMARI RYANNA ESKRIDGE	Travis	78660	6714A31	TX	118
3356	JULIA GONZALEZ, JOSE BARRIENTOS	Travis	78744	6571V13	TX	112
3357	EDUARDO SANTOS JR	Williamson	78642	6746L76	TX	103
3358	JOSE LUIS MARADIAGA GOMEZ	Bastrop	78621	STK3843	TX	114
3359	WALTER SOSA	Hays	78640	6512L43	TX	103
3360	JOSE RIVERA	Travis	78660	6731A14	TX	108
3361	RENE NAVARRO CRISTOBAL	Travis	78653	6638Y19	TX	102
3362	JERRY CONERLY	Travis	78653	6707J80	TX	127
3363	MAYLEE ANN HATT JULIE ANN HATT	Montgomery	77354	VDD8425	TX	106
3364	OZIEL RIOS JR	Matagorda	77465	KRH4745	TX	104
3365	YASMANY GONZALEZ VERDECIA	Travis	78758	6716G62	TX	106
3366	MENCELLA HOGAN	Travis	78744	6605B68	TX	121
3367	LINDA K GARCIA	Caldwell	78644	JHC9730	TX	104
3368	MIA GYASI-LASKY	Travis	78653	SJL2913	TX	123
3369	ZAYDA ARACENA MIRANDA	Travis	78752	VXP5405	TX	118
3370	CLASSIC SPECIAL AUTOMOTIVE LTD ROUND ROCK TOYOTA	Williamson	78664	6N7614X	TX	120
3371	ANDRES FELIPE CALLE-GARCIA	Williamson	78613	6899Y34	TX	119
3372	JASMINE CASTRO	Travis	78758	6661T77	TX	103
3373	JOSE EMANUEL MEDINA	Travis	78752	6672T38	TX	124
3374	DAVID CLODFELTER	Travis	78660	6709T70	TX	105
3375	QUEVETTE ANN TERRELL	Travis	78653	SLS9535	TX	109
3376	STELLA HERRERA	Travis	78750	6526R51	TX	101
3377	MADYSON JO BROCK	Bell	76542	6654J91	TX	105
3378	SAILIN COSME LARA	Harris	77036	VLR4964	TX	115
3379	MIGUEL CORDERO	Travis	78653	6710S77	TX	107
3380	THERESA PAZ-WHITWELL	Travis	78721	6704C62	TX	118
3381	LARRY ERNEST PARKER	Cameron	78575	VDC8673	TX	110
3382	KIMBERLEY RODRIGUEZ	Travis	78724	6536T62	TX	102
3383	JULIE ANN RUIZ	Williamson	78641	6882G51	TX	106
3384	MOHAMMED AZHER KHAN, HIBAH WASIF	Travis	78653	6708T11	TX	100
3385	RICARDO SANCHEZ PALACIOS	Travis	78653	VCB9999	TX	100
3386	TRASON BAILEY	Travis	78728	6693V79	TX	107
3387	MACKENZEE EANNA LYTL E HUGH DON LYTL JR	Bell	76548	VMG4488	TX	104

**GENERAL MEETING OF THE BOARD OF DIRECTORS
OF THE
CENTRAL TEXAS REGIONAL MOBILITY AUTHORITY**

RESOLUTION NO. 25-028

**APPROVE AN INTERLOCAL AGREEMENT WITH
THE TEXAS DEPARTMENT OF MOTOR VEHICLES FOR THE APPLICATION OF
VEHICLE REGISTRATION BLOCKS TO HABITUAL VIOLATORS**

WHEREAS, by Resolution No. 18-063, dated December 11, 2018, the Board approved an interlocal agreement with the Texas Department of Motor Vehicles ("TxDMV") for the implementation of vehicle registration blocks pursuant to Section 372.111 of the Texas Transportation Code as part of the Mobility Authority's Habitual Violator Program; and

WHEREAS, the initial interlocal agreement with TxDMV has expired and a new interlocal agreement is required to continue implementing vehicle registration blocks as part of the Mobility Authority's Habitual Violator Program; and


WHEREAS, the current TxDMV form for an interlocal agreement for the implementation of vehicle registration blocks for a new five (5) year term is attached hereto as Exhibit A; and

WHEREAS, the Executive Director recommends that the Board approve the proposed interlocal agreement with TxDMV for the implementation of vehicle registration blocks in an amount not to exceed \$30,000 and in the form attached hereto as Exhibit A.

NOW THEREFORE, BE IT RESOLVED that the Board approves the interlocal agreement with the Texas Department of Motor Vehicles for the implementation of vehicle registration blocks in an amount not to exceed \$30,000, and the Executive Director is hereby authorized to execute the interlocal agreement in the form or substantially same form as attached hereto as Exhibit A.


Adopted by the Board of Directors of the Central Texas Regional Mobility Authority on the 25th day of June 2025.

Submitted and reviewed by:



James M. Bass
Executive Director

Approved:



Michael Doss
Secretary, Board of Directors

Exhibit A

STATE OF TEXAS §
COUNTY OF TRAVIS §

INTERLOCAL AGREEMENT

THIS CONTRACT is entered into by the Contracting Parties under Government Code, Chapter 791.

I. CONTRACTING PARTIES:

The Texas Department of Motor Vehicles (TxDMV)
 (Toll Project Entity "TPE")

II. PURPOSE: Scofflaw Services contract for marking Texas Motor Vehicle Registration Records, and denying motor vehicle registration.

III. STATEMENT OF SERVICES TO BE PERFORMED: TxDMV will undertake and carry out services described in **Attachment A**, Scope of Services.

IV. CONTRACT PAYMENT: Contract payment shall conform to the provisions of **Attachment B**, Budget.

V. TERM OF CONTRACT: This contract begins when fully executed by both parties and terminates five years from the date this contract is executed by the state, or when otherwise terminated as provided in Attachment C, Article 5 of this Agreement.

VI. LEGAL AUTHORITY: THE TEXAS DEPARTMENT OF MOTOR VEHICLES certifies that the services provided under this contract are services that are properly within its legal authority.

The parties further certify that this contract is to be performed in accordance within Sections 372.111 and 502.011 of the Texas Transportation Code.

This contract incorporates the provisions of **Attachment A**, Scope of Services, **Attachment B**, Budget, **Attachment C**, General Terms and Conditions, **Attachment D**, Resolution or Ordinance, **Attachment E**, Contact Information, and **Attachment F**, Account Information.

FOR THE STATE OF TEXAS

Executed for the Executive Director and approved by the Texas Department of Motor Vehicles Board for the purpose and effect of activating and/or carrying out the orders, established policies or work programs heretofore approved and authorized by the Texas Department of Motor Vehicles Board.

Signature

Signature

Printed Name

Printed Name

Title

Title

Date

Date

ATTACHMENT A
Scope of Services

TxDMV will:

1. Place "flags" on vehicle records based on submission data received from the TPE containing "flag" request codes. A flagged record will cause:
 - A. A "scofflaw" remark will be displayed on inquiry devices as part of the vehicle record when an inquiry is made on a "flagged" record.
 - B. Registration renewal notices to be printed with a "scofflaw" remark so the registration or re-registration of the vehicle may be denied.
2. Remove "flags" from vehicle records based on submission data received from TPE request codes.
3. Provide a report to the TPE showing successful "flag" and "clear" counts and errors after completion of the computer run.
4. Return to the TPE bad or corrupted data with no further action by TxDMV.

Toll Project Entity shall:

1. Provide information via secure ftp connection, or e-mail attachments, or through other method as directed by TxDMV ("data transmissions") and in accordance with TxDMV specifications (see Attachment G) to TxDMV for computer runs for flagging of vehicle records ("flag") and removal of flags ("clear").
2. Provide information contained in "data transmissions" with the county number, vehicle identification number (VIN), registration plate number, and "flag" or "clear" code.
3. Submit "data transmissions" to TxDMV of a single source within the TPE.
4. Understand that submission of "data transmissions" to TxDMV constitutes a certification that the TPE has notified owners of vehicles whose records appear on the "data transmission" that past due tolls and fees are owed to the TPE.
5. Submit an application to establish the method of payment (see Attachment F), and establish an account prior to submitting requests for flagging of vehicle records.
6. Comply with Transportation Code, Section 501.147, Vehicle Transfer Notification, by which the TPE shall honor a vehicle transfer notice. If a date exists in the "vehsolddate" (Vehicle Sold Date) field, a transfer notice has been submitted; therefore, the registered owner on this record is no longer subject to civil and criminal liability on and after the vehicle sold date.

ATTACHMENT B

Budget

Fees for file submission and transactions shall be submitted to TxDMV in accordance with 43 TAC Chapter 217. All funds paid under this agreement must be paid from current revenues available to the TPE.

Payments shall be submitted to the following address:

Texas Department of Motor Vehicles
IT Services Division, Data Support Services
PO Box 5020
Austin, TX 78763-5020

The TPE will submit its input file as an e-mail attachment, and the attached "Account Information" form must be completed. The TPE shall establish a non-interest bearing escrow account ("Prepaid Account") with TxDMV. Upon agreement between the TPE and TxDMV and payment of applicable fees as described below, TxDMV will establish an account in the name of the TPE. Charges shall be deducted from the escrow account until the balance of that account reaches the minimum required balance for the TPE, as determined by TxDMV and provided herein.

A deposit of at least \$500 shall be maintained in a non-interest bearing escrow account. This initial deposit is to cover estimated service use. The escrow account shall be established with TxDMV prior to placing or removing "flags" from motor vehicle records for the TPE. Payment of the deposit shall be made by check or warrant, payable to the "Texas Department of Motor Vehicles" and is due upon execution of this contract. The \$500.00 minimum balance, to be maintained in the escrow account, may increase depending on established monthly usage by the TPE. When it becomes necessary to increase the TPE's escrow account minimum balance, as determined by TxDMV, the TPE agrees to pay the sum in increments of \$500. This additional funding is payable within fifteen (15) days from receipt of notification from TxDMV.

TxDMV will provide a statement to the TPE which indicates the remaining balance in the TPE's escrow account.

If the balance in the non-interest bearing escrow account falls below the \$500 minimum balance, TxDMV may suspend placing or removing "flags" from motor vehicle records for the TPE until such time as a deposit is made by the TPE, in an amount sufficient to increase the balance in the escrow account to the \$500 minimum balance.

ATTACHMENT C

General Terms and Conditions

Article 1. Amendments

This contract may only be amended by written agreement executed by both parties before the contract is terminated.

Article 2. Conflicts Between Agreements

If the terms of this contract conflict with the terms of any other contract between the parties, the most recent contract shall prevail.

Article 3. Disputes

TxDMV will be responsible for the settlement of all contractual and administrative issues.

Article 4. Ownership of Equipment

Except to the extent that a specific provision of this contract states to the contrary, all equipment purchased by TxDMV under this contract will be owned by TxDMV.

Article 5. Termination

This contract may be terminated by mutual written agreement, or 30 days after either party gives notice to the other party, whichever occurs first.

Article 6. Gratuities

Any person who is doing business with or who reasonably speaking may do business with TxDMV under this contract may not make any offer of benefits, gifts, or favors to employees of TxDMV.

Article 7. Responsibilities of the Parties

Each party acknowledges that it is not an agent, servant, or employee of the other party. Each party is responsible for its own acts and deeds and for those of its agents, servants, or employees.

Article 8. Compliance with Laws

The parties shall comply with all federal, state, and local laws, statutes, ordinances, rules, and regulations and with the orders and decrees of any courts or administrative bodies or tribunals in any manner affecting the performance of this agreement.

Article 9. Signatory Warranty

Each signatory warrants that the signatory has necessary authority to execute this agreement on behalf of the entity represented.

ATTACHMENT D

Resolution

On the _____ day of _____, 2016, the _____
Board of Directors passed Resolution No. _____, hereinafter identified by reference,
authorizing the Toll Project Entity's participation in the Program.

ATTACHMENT E

Contact Information

Technical assistance regarding the placing and removing of “flags” from motor vehicle records or information regarding payments for your account may be obtained by contacting the IT Services Division, Data Support Services Branch at VTR_Scofflaw@txdmv.gov.

ACCOUNT INFORMATION

GENERAL INFORMATION: Please read carefully, incorrect forms will be returned.

Accounts are "**Prepaid**". Funds must be available in your account to cover the cost of the Scofflaw remarks file request. Fees are in accordance with Texas Administrative Code, §217.124, and are \$23 per computer run + \$0.12 per record.

IMPORTANT NOTE: The third party contacts provided herein, if applicable, are authorized to communicate with TxDMV staff with *questions* regarding the account/billing ONLY. **CHANGES** to any information provided must come from the contracted entity directly. Change requests from any persons outside of the contracted entity will be *denied*.

ACCOUNT INFORMATION:**ACCOUNT NAME:****MAILING ADDRESS:****ENTITY PHONE NUMBER:****ACCOUNT CONTACT(S):**Full Name (for contracted entity, required) E-Mail Address

Full Name (may be for Third Party, optional) E-Mail Address

BILLING EMAIL ADDRESS(s): For Account Balance statements and Additional Funds RequestsFor contracted entity, requiredFor third party representative, optionalAdditional email address, optional**PERSON(S) RESPONSIBLE FOR SENDING FILES AND RECEIVING OUTPUT FILES**

NOTE: The EMAIL address(s) provided shall not be a "do not reply" email address. The email account must be enabled to receive REPLY emails.

EMAIL ADDRESS for contracted entity, required

Check box if same email address as above

EMAIL ADDRESS for third party representative, optional

Check box if same email address as above

Additional email address, optional

Check box if same email address as above

For Department Use Only**Contract Dates:****Escrow Amount: \$****Signed By:****Account Number:****Contract/Account Terminated**

Non-Payment

Expired/Non-Renewal

Entity Request

Statutory Change

**GENERAL MEETING OF THE BOARD OF DIRECTORS
OF THE
CENTRAL TEXAS REGIONAL MOBILITY AUTHORITY**

RESOLUTION NO. 25-029

**APPROVING THE FINANCIAL INSTITUTIONS AND QUALIFIED BROKERS
AUTHORIZED TO PROVIDE INVESTMENT SERVICES AND ENGAGE IN INVESTMENT
TRANSACTIONS WITH THE MOBILITY AUTHORITY.**

WHEREAS, pursuant to Texas Government Code §2256.005(e), the Board is required to review the Mobility Authority's investment policy and investment strategy annually and record any changes made to either the investment policy or investment strategy; and

WHEREAS, Articles 5 & 6 of Chapter 2 of the Mobility Authority Policy Code establish the Mobility Authority's investment policy and strategy in compliance with the Texas Public Funds Investment Act, Chapter 2256 of the Texas Government Code; and

WHEREAS, the Board has reviewed the Mobility Authority's current investment policy and strategy set forth in Articles 5 & 6 of Chapter 2 of the Mobility Authority Policy Code and finds that there have been no changes to either the policy or strategy; and

WHEREAS, pursuant to Texas Government Code §2256.025, the Board is required to review and adopt a list of qualified brokers that are authorized to engage in investment transactions with the Mobility Authority; and

WHEREAS, Section 201.011(a) of the Mobility Authority Policy Code provides that "financial institutions and qualified brokers authorized to provide investment services and engage in investment transactions with the authority" shall be approved by a separate resolution adopted by the Board of Directors; and

WHEREAS, the Executive Director and Chief Financial Officer recommend that the Board approve the financial institutions and qualified brokers listed on Exhibit A to this resolution.

NOW, THEREFORE, BE IT RESOLVED that Board accepts and approves the current investment policy and strategy set forth in Articles 5 & 6 of Chapter 2 of the Mobility Authority Policy Code; and

BE IT FURTHER RESOLVED, that the firms listed on Exhibit A to this resolution are hereby authorized to provide investment services and engage in investment transactions with the Mobility Authority.

Adopted by the Board of Directors of the Central Texas Regional Mobility Authority on the 25th day of June 2025.

Submitted and reviewed by:



James M. Bass
Executive Director

Approved:



Michael Doss
Secretary, Board of Directors

Authorized Investment Broker Dealers and Financial Institutions

FHN Financial Capital Markets (John Saragusa)
206 Wild Basin Road, Suite 109
Austin, Texas 78746

Great Pacific Securities (Garrett Ng)
151 Kalmus Drive, Suite H-8
Costa Mesa, CA 92626

Oppenheimer & Co. Inc. (Chris Sullivan/Jack Fay/Lorraine Welch)
85 Broad Street, 22nd Floor
New York, NY 10004

Mischler Financial Group, Inc. (Steve Neri)
1111 Bayside Drive, Suite 100
Corona del Mar, CA 92625

**GENERAL MEETING OF THE BOARD OF DIRECTORS
OF THE
CENTRAL TEXAS REGIONAL MOBILITY AUTHORITY**

RESOLUTION NO. 25-030

**APPROVING AN AGREEMENT WITH HILLTOP SECURITIES ASSET MANAGEMENT,
LLC FOR ARBITRAGE REBATE SERVICES**

WHEREAS, the Mobility Authority requires arbitrage rebate consulting services to provide guidance on the rebate requirements of tax-exempt bond proceed investments; and

WHEREAS, on April 24, 2025, the Mobility Authority staff issued a Request for Qualifications (RFQ) soliciting statements of qualifications from firms interested in providing arbitrage rebate consulting services to the Mobility Authority; and

WHEREAS, on May 12, 2025, the Mobility Authority received a timely response to the RFQ from one (1) firm, Hilltop Securities Asset Management, LLC; and


WHEREAS, the Chief Financial Officer and Controller evaluated the submission from Hilltop Securities Asset Management, LLC and determined the firm to be qualified to perform the requested services; and

WHEREAS, based on the review and analysis of Hilltop Securities Asset Management, LLC's qualifications submittal, the Chief Financial Officer recommends that the Board approve an agreement with Hilltop Securities Asset Management, LLC to provide arbitrage rebate consulting services in an amount not to exceed \$175,000 and in the form or substantially the same form attached hereto as Exhibit A.

NOW THEREFORE, BE IT RESOLVED that the Board approves the proposed agreement with Hilltop Securities Asset Management, LLC for arbitrage rebate consulting services and hereby authorizes the Executive Director to execute the agreement in an amount not to exceed \$175,000 and in the form or substantially the same form as Exhibit A.


Adopted by the Board of Directors of the Central Texas Regional Mobility Authority on the 25th day of June 2025.

Submitted and reviewed by:



James M. Bass
Executive Director

Approved:



Michael Doss
Secretary, Board of Directors

Exhibit A

**AGREEMENT FOR
ARBITRAGE REBATE COMPLIANCE SERVICES
BETWEEN
CENTRAL TEXAS REGIONAL MOBILITY AUTHORITY
(Hereinafter Referred to as the “Issuer”)
AND
HILLTOP SECURITIES ASSET MANAGEMENT, LLC
(Hereinafter Referred to as “HSAM”)**

It is understood and agreed that the Issuer, in connection with the sale and delivery of certain bonds, notes, certificates, or other tax-exempt obligations (the “*Obligations*” or “*Bonds*”), will have the need to determine to what extent, if any, it will be required to rebate certain investment earnings (the amount of such rebate being referred to herein as the “*Arbitrage Amount*”) from the proceeds of the Obligations to the United States of America pursuant to the provisions of Section 148(f)(2) of the Internal Revenue Code of 1986, as amended (the “*Code*”). For purposes of this Agreement, the term “Arbitrage Amount” includes payments made under the election to pay penalty in lieu of rebate for a qualified construction issue under Section 148(f)(4) of the Code.

If it is accepted by the Issuer, this shall become the agreement (the “*Agreement*”) between the Issuer and HSAM and will become effective at the date of its acceptance as provided for herein below.

1. This Agreement shall apply to all issues of the Issuer’s tax-exempt Obligations existing on the effective date of this Agreement or hereafter issued, except for (i) issues which qualify for exceptions to the rebate requirements in accordance with Section 148 of the Code and related Treasury regulations, or (ii) issues excluded by the Issuer in writing in accordance with the further provisions hereof, (iii) new issues effected in a fashion whereby HSAM is unaware of the existence of such issue, (iv) issues in which, for reasons outside the control of HSAM, HSAM is unable to procure the necessary information required to perform such services.

Covenants of Hilltop Securities Asset Management

2. HSAM agrees to provide our professional services in determining the Arbitrage Amount with regard to the Obligations. The Issuer will assume and pay the fee of HSAM as such fee is set out in Appendix A attached hereto. HSAM shall not be responsible for any expenses incurred on behalf of Issuer in connection with providing such professional services, including any costs incident to litigation, mandamus action, test case or other similar legal actions.
3. HSAM agrees to perform the following duties in connection with providing arbitrage rebate compliance services:
 - a. To cooperate fully with the Issuer in reviewing the schedule of investments made by the Issuer with (i) proceeds from the Obligations, and (ii) proceeds of other funds of the Issuer which, under Treasury Regulations Section 1.148, or any successor regulations thereto, are subject to the rebate requirements of the Code;
 - b. To perform, or cause to be performed, consistent with the Code and the regulations promulgated thereunder, calculations to determine the Arbitrage Amount under Section 148(f)(2) of the Code;
 - c. To provide a report to the Issuer specifying the Arbitrage Amount based upon the investment schedule, the calculations of bond yield and investment yield, and other information deemed relevant by HSAM. In undertaking to provide the services set forth in paragraph 2 and this paragraph 3, HSAM does not assume any responsibility for any record retention requirements which the Issuer may have under the Code or other applicable laws, it being understood that the Issuer shall remain responsible for compliance with any such record retention requirements. HSAM shall maintain Issuer records and work product pursuant to its own internal document retention policy; and
 - d. To prepare all necessary Internal Revenue Service forms, provide a signed opinion of the liability due to the U.S. Treasury, confirm the calculation methodology used is consistent with current tax laws and regulations, and assist

Issuer staff, if necessary, in the event of an Internal Revenue Service inquiry and/or audit, during and subsequent to the contract period.

Covenants of the Issuer

4. In connection with the performance of the aforesaid duties, the Issuer agrees to the following:
 - a. The fees due to HSAM in providing arbitrage rebate compliance services shall be calculated in accordance with Appendix A attached hereto. The fees will be payable upon delivery of the report prepared by HSAM for each issue of Obligations during the term of this Agreement.
 - b. The Issuer will provide HSAM all information regarding the issuance of the Obligations and the investment of the proceeds therefrom, and any other information necessary in connection with calculating the Arbitrage Amount. HSAM will rely on the information supplied by the Issuer without inquiry, it being understood that HSAM will not conduct an audit or take any other steps to verify the accuracy or authenticity of the information provided by the Issuer.
 - c. The Issuer will notify HSAM in writing of the retirement, prior to the scheduled maturity, of any Obligations included under the scope of this Agreement within 30 days of such retirement. This notification is required to provide sufficient time to comply with Treasury Regulations Section 1.148-3(g) which requires final payment of any Arbitrage Amount within 60 days of the final retirement of the Obligations. In the event the Issuer fails to notify HSAM in a timely manner as provided hereinabove, HSAM shall have no further obligation or responsibility to provide any services under this Agreement with respect to such retired Obligations.
5. In providing the services set forth in this Agreement, it is agreed that HSAM shall not incur any liability for any error of judgment made in good faith by a responsible officer or officers thereof and, except to the limited extent set forth in this paragraph, shall not incur any liability for any other errors or omissions, unless it shall be proved that such error or omission was a result of the negligence or willful misconduct of said officer or officers. In the event a payment is assessed by the Internal Revenue Service due to an error by HSAM, the Issuer will be responsible for paying the correct Arbitrage Amount and HSAM's liability shall not exceed the amount of any penalty or interest imposed on the Arbitrage Amount as a result of such error. Additionally, it is understood and agreed that HSAM shall incur no liability for any errors, omissions, or failure to make a timely payment in connection with any IRS Computation Date calculations occurring prior to the effective date of this Agreement, even if the error is discovered after the date of HSAM's engagement.

No Coordination with Private Activity Regulations

6. The purpose of HSAM's engagement is to determine the Arbitrage Amount pursuant to Section 148(f)(2) of the Code. Sections 141-147 of the Code and the related Treasury Regulations set forth requirements with respect to the amount of obligation proceeds that may be used for the benefit of a private person or entity. Treasury Regulations Section 1.141-6(a) requires that allocations of expenditures of obligation proceeds for purposes of computing the Arbitrage Amount must be the same as the allocations of expenditures used to test the private use of projects financed with proceeds of the Obligations.
7. For purposes of calculating the Arbitrage Amount, our calculations assume that the allocation of the expenditures of Obligation proceeds as provided to us are the same for both purposes of Sections 141-147 and Section 148 of the Code. The scope of this engagement does not include procedures to analyze the private use limitations associated with the Obligations.

Obligations Issued Subsequent to Initial Agreement

8. The services contracted for under this Agreement will automatically extend to any additional Obligations (including financing lease obligations) issued during the term of this Agreement if such Obligations are subject to the rebate requirements under Section 148(f)(2) of the Code. In connection with the issuance of additional Obligations, the Issuer agrees to the following:
 - a. The Issuer will notify or cause the notification, in writing, to HSAM of any tax-exempt Obligation (including financing lease obligations) issued by the Issuer during any calendar year of this Agreement, and will provide HSAM with such information regarding such Obligations as HSAM may request in connection with its

performance of the arbitrage rebate services contracted for hereunder. If such notice is not provided to HSAM with regard to a particular Obligation, HSAM shall have no obligation to provide any services hereunder with respect to such Obligation.

- b. At the option of the Issuer, any additional Obligations to be issued subsequent to the execution of this Agreement may be excluded from the services provided for herein. In order to exclude an issue, the Issuer must notify HSAM in writing of their intent to exclude any specific Obligations from the scope of this Agreement, which exclusion shall be permanent for the full life of the Obligations; and after receipt of such notice, HSAM shall have no obligation to provide any services under this Agreement with respect to such excluded Obligations.

Effective Date of Agreement

9. This Agreement shall become effective at the date of acceptance by the Issuer as set out herein below and remain in effect thereafter for a period of five (5) years from the date of acceptance, provided, however, that this Agreement may be terminated with or without cause by the Issuer or HSAM upon thirty (30) days prior written notice to the other party. In the event of such termination, it is understood and agreed that only the amounts due to HSAM for services provided and expenses incurred to and including the date of termination will be due and payable. No penalty will be assessed for termination of this Agreement. In the event this Agreement expires or is terminated prior to the completion of its stated term, all records provided to HSAM with respect to the investment of monies by the Issuer shall be returned to the Issuer as soon as practicable following written request by Issuer, provided that such records have not been destroyed pursuant to HSAM's internal document retention policy. In addition, the parties hereto agree that, upon termination of this Agreement, HSAM shall have no continuing obligation to the Issuer regarding any arbitrage rebate related services contemplated herein, regardless of whether such services have previously been undertaken, completed, or performed. The term of this agreement may be extended for five one-year periods pursuant to the agreement of both parties and approval of each one-year extension by the Mobility Authority's Executive Director.

Acceptance of Agreement

10. When accepted by the Issuer in accordance with the terms hereof, this Agreement, together with Appendix A attached hereto, will constitute the entire agreement between the Issuer and HSAM for the purposes and the consideration herein specified. In order for this Agreement to become effective, it must be accepted by the Issuer within sixty (60) days of the receipt by the Issuer. After the expiration of such 60-day period, acceptance by the Issuer shall only become effective upon delivery of written acknowledgement and reaffirmation by HSAM that the terms and conditions set forth in this Agreement remain acceptable to HSAM.

Counterpart Signatures

11. This Agreement may be executed in two or more counterparts, each of which shall be deemed an original and all of which together shall constitute one and the same instrument. Each Party may execute this Agreement on a facsimile or PDF hereof. In addition, facsimile or PDF signatures of either Party shall be valid and binding, and delivery of a facsimile or PDF signature by either Party shall constitute due execution and delivery of this Agreement.

Governing Law

12. This Agreement will be governed by and construed in accordance with the laws of the State of Texas, without regard to its principles of conflicts of laws.

Acceptance

13. Acceptance will be indicated by returning one executed copy to HSAM. An electronic version is acceptable. HSAM will then execute the Agreement and return a fully executed electronic version of the Agreement to the Issuer.

Respectfully submitted,

HILLTOP SECURITIES ASSET MANAGEMENT, LLC

By _____

Brian Helming, Managing Director

Date _____

ISSUER'S ACCEPTANCE CLAUSE

The above and foregoing is hereby in all things accepted and approved by _____

_____ (Issuer Name), on this the _____ day of _____, _____.

By _____

Authorized Representative

Title _____

Printed Name _____

APPENDIX A - FEES

The Obligations to be covered initially under this Agreement include all issues of tax-exempt obligations delivered subsequent to the effective dates of the rebate requirements, under the Code, except as set forth in Section I of the Agreement.

The fee for any Obligations under this Agreement shall only be payable if a computation is required under Section 148(f)(2) of the Code. In the event that any of the Obligations fall within an exclusion to the computation requirement as defined by Section 148 of the Code or related regulations and no calculations were required by HSAM to make that determination, no fee will be charged for such issue. For example, certain obligations are excluded from the rebate computation requirement if the proceeds are spent within specific time periods. In the event a particular issue of Obligations fulfills the exclusion requirements of the Code or related regulations, the specified fee will be waived by HSAM if no calculations were required to make the determination.

HSAM's fee for arbitrage rebate services is based upon a fixed Calculation Period fee per issue. The Calculation Period fee is charged based upon the number of Calculation Periods that proceeds exist subject to rebate from the delivery date of the issue to the Calculation Date.

HSAM's fees are payable upon delivery of the report. The first report will be made following one Calculation Period from the date of delivery of the Obligations and on each Calculation Date thereafter during the term of the Agreement. The fees for computations of the Arbitrage Amount which encompass more, or less, than one Calculation Period shall be prorated to reflect the longer, or shorter, period of work performed during that period.

The fee for each of the Obligations included in this Agreement shall be based on the table below.

Description	FEE
<i>ANNUAL CALCULATION PERIOD FEE</i>	\$ 1,800
<i>COMPREHENSIVE ARBITRAGE COMPLIANCE SERVICES INCLUDE:</i>	
<ul style="list-style-type: none">• Commingled Funds Analysis & Calculations• Spending Exception Analysis & Calculations• Yield Restriction Analysis & Calculations (for yield restricted Project Funds, Reserve Funds, Escrow Funds, etc.)• Parity Reserve Fund Allocations• Transferred Proceeds Calculations• Universal Cap Calculations• Debt Service Fund Calculations (including earnings test when required)• Preparation of all Required IRS Paperwork for Making a Rebate Payment / Yield Reduction Payment• Retention of Records Provided for Arbitrage Computations• IRS Audit Assistance• Delivery of Rebate Calculations Each Year That Meets the Timing Requirements of the Audit Schedule• On-Site Meetings, as Appropriate, to Discuss Calculation Results / Subsequent Planning Items	INCLUDED
<i>OTHER SERVICES AVAILABLE:</i>	
IRS Refund Request – Update calculation, prepare refund request package, and assist issuer as necessary in responding to subsequent IRS Information Requests	\$3,000

EXPLANATION OF TERMS:

- a. **Bond Year:** A “Bond Year” is each 1-year period selected by the issuer. The first and last bond years may be short periods. If no bond year is selected, bonds years will end on each anniversary date of the issue and at final maturity.
- b. **Computation Date:** A “Computation Date” is a five bond year period no longer than five years after the issue date. Subsequent Computation Dates will be for a period not later than 5 years after the previous Computation Date and at final maturity of the issue.
- c. **Calculation Period:** A “Calculation Period” represents a one year period from the delivery date of the issue to the date that is one calendar year after the delivery date, and each subsequent one-year periods thereafter. Therefore, if a calculation is required that covers more than one Calculation Period, the Calculation Period fee is multiplied by the number of periods contained in the calculation being performed. If a calculation includes a portion of a Calculation Period, i.e., if the calculation includes 1 ½ Calculation Periods, then the base fee will be multiplied by 1.5.
- d. **Electronic Data Submission:** The data should be provided electronically in MS Excel or ASCII text file (comma delimited text preferred) with the date, description, dollar amount, and an activity code (if not in debit and credit format) on the same line in the file.
- e. **Variable/Floating Rate Bond Issues:** Special services are also required to perform the arbitrage rebate calculations for variable rate bonds. A bond is a variable rate bond if the interest rate paid on the bond is dependent upon an index which is subject to changes subsequent to the issuance of the bonds. The computational requirements of a variable rate issue are more complex than those of a fixed rate issue and, accordingly, require significantly more time to calculate. The additional complexity is primarily related to the computation of the bond yield, which must be calculated on a “bond year” basis. Additionally, the regulations provide certain flexibility in computing the bond yield and determining the arbitrage amount over the first IRS reporting period; consequently, increased calculations are required to determine which bond yield calculation produces the lowest arbitrage amount.
- f. **Commingled Fund Allocations:** By definition, a commingled fund is one that contains either proceeds of more than one bond issue or proceeds of a bond issue and non-bond proceeds (i.e., revenues) of \$25,000 or more. The arbitrage regulations, while permitting the commingling of funds, require that the proceeds of the bond issue(s) be “carved out” for purposes of determining the arbitrage amount. Additionally, interest earnings must be allocated to the portion of the commingled fund that represents proceeds of the issue(s) in question. Permitted “safe-harbor” methods (that is, methods that are outlined in the arbitrage regulations and, accordingly, cannot be questioned by the IRS under audit), exist for allocating expenditures and interest earnings to issues in a commingled fund. HSAM uses one of the applicable safe-harbor methods when doing these calculations.
- g. **Debt Service Reserve Funds:** The authorizing documents for many revenue bond issues require that a separate fund be established (the “Reserve Fund”) into which either bond proceeds or revenues are deposited in an amount equal to some designated level, such as average annual debt service on all parity bonds. This Reserve Fund is established for the benefit of the bondholders as additional security for payment on the debt. In most cases, the balance in the Reserve Fund remains stable throughout the life of the bond issue. Reserve Funds, whether funded with bond proceeds or revenues, must be included in all rebate calculations.
- h. **Debt Service Fund Calculations:** Issuers are required under the regulations to analyze the invested balances in their debt service funds annually to determine whether the fund depletes as required during the year and is, therefore, “bona fide” (i.e., potentially exempt from rebate in that year). It is not uncommon for surplus balances to develop in the debt service fund that services an issuer’s tax supported debt, particularly due to timing differences of when the funds were due to be collected versus when the funds were actually collected. HSAM performs this formal analysis of the debt service fund and, should it be determined that a surplus balance exists in the fund during a given year, allocates the surplus balance among the various issues serviced by the fund in a manner that is acceptable under IRS review.
- i. **Earnings Test for Debt Service Funds:** Certain types of bond issues require an additional level of analysis for the debt service fund, even if the fund depletes as required under the regulations and is “bona fide.” For short-term, fixed rate issues, private activity issues, and variable rate issues, the regulations require that an “earnings test” be performed on a bona fide debt service fund to determine if the interest earnings reached \$100,000 during the year. In cases where the earnings reach or exceed the \$100,000 threshold, the entire fund (not just the surplus or residual portion) is subject to rebate.

- j. **Transferred Proceeds Calculations:** When a bond issue is refinanced (refunded) by another issue, special services relating to “transferred proceeds” calculations may need to be performed. Under the regulations, when proceeds of a refunding issue are used to retire principal of a prior issue, a pro-rata portion of the unspent proceeds of the prior issue becomes subject to rebate and/or yield restriction as transferred proceeds of the refunding issue. The refunding issue essentially “adopts” the unspent proceeds of the prior issue for purposes of the arbitrage calculations. These calculations are required under the regulations to ensure that issuers continue to exercise due diligence to complete the project(s) for which the prior bonds were issued.
- k. **Universal Cap:** Current regulations provide an overall limitation on the amount of gross proceeds allocable to an issue. Simply stated, the value of investments allocated to an issue cannot exceed the value of all outstanding bonds of the issue. For example, this situation can occur if an issuer encounters significant construction delays or enters into litigation with a contractor. It may take months or even years to resolve the problems and begin or resume spending the bond proceeds; however, during this time the debt service payments are still being paid, including any scheduled principal payments. Thus, it’s possible for the value of the investments purchased with bond proceeds to exceed the value of the bonds outstanding. In such cases, a “de-allocation” of proceeds may be required to comply with the limitation rules outlined in the regulations.
- l. **Yield Restriction Analysis/Yield Reduction Computations:** The IRS strongly encourages issuers to spend the proceeds of each bond issue as quickly as possible to achieve the governmental purpose for which the bonds were issued. Certain types of proceeds can qualify for a “temporary period,” during which time the proceeds may be invested at a yield higher than the yield on the bonds without jeopardizing the tax-exempt status of the issue. The most common temporary period is the three-year temporary period for capital project proceeds. After the end of the temporary period, the proceeds must be yield restricted or the issuer must remit the appropriate yield reduction payment when due. HSAM performs a comprehensive yield restriction analysis when appropriate for all issues having proceeds remaining at the end of the applicable temporary period and also calculates the amount of the yield reduction payment due to the IRS.

**GENERAL MEETING OF THE BOARD OF DIRECTORS
OF THE
CENTRAL TEXAS REGIONAL AUTHORITY**

RESOLUTION NO. 25-031

**APPROVING AN EXTENSION TO THE AGREEMENT WITH
HILLTOP SECURITIES, INC. FOR FINANCIAL ADVISORY SERVICES**

WHEREAS, by Resolution No. 20-019 dated March 25, 2020, the Board of Directors (Board) approved an agreement with Hilltop Securities, Inc. to provide financial advisory services to the Mobility Authority that is set to expire on July 22, 2025; and


WHEREAS, the agreement contains an optional two-year extension subject to Board approval; and

WHEREAS, the Executive Director and Chief Financial Officer recommend that the Board approve the two-year extension so that the agreement with Hilltop Securities, Inc. will remain in full force and effect until July 22, 2027, as described in Exhibit A hereto; and

NOW THEREFORE, BE IT RESOLVED that the Board approves the extension of the agreement with Hilltop Securities, Inc. For financial advisory services for an additional two years so that the agreement will expire on July 22, 2027, and hereby authorizes the Executive Director to execute the extension in the form or substantially same form attached hereto as Exhibit A.


Adopted by the Board of Directors of the Central Texas Regional Mobility Authority on the 25th day of June 2025.

Submitted and reviewed by:



James M. Bass
Executive Director

Approved:



Michael Doss
Secretary, Board of Directors

Exhibit A

**FINAL EXTENSION OF THE FINANCIAL ADVISORY SERVICES AGREEMENT
BETWEEN HILLTOP SECURITIES, INC. AND THE MOBILITY AUTHORITY**

This Financial Advisory Services Agreement (the "Agreement") is made pursuant to the terms and conditions of Section III of the agreement for financial advisory services entered into and between the Central Texas Regional Mobility Authority (the "Mobility Authority") and Hilltop Securities, Inc. (the "Financial Advisor") dated 07/22/2027.

This agreement is to be effective as of the date executed by the Mobility Authority as set forth on the signature page hereof (the "Effective Date").

The Mobility Authority and Financial Advisor do hereby agree to extend the final term of the Agreement for the final additional two-year period so that it will remain in full force and effect through July 22, 2027, unless otherwise terminated in accordance with the terms of the Agreement.

IN WITNESS WHEREOF, the Mobility Authority and the Financial Advisor have executed this Agreement to be effective as of the date executed by the Mobility Authority.

HILLTOP SECURITIES, INC.

**CENTRAL TEXAS REGIONAL
MOBILITY AUTHORITY**

Signature

Signature

James Bass

Printed name

Printed name

Executive Director

Title

Title

Date

Date

**GENERAL MEETING OF THE BOARD OF DIRECTORS
OF THE
CENTRAL TEXAS REGIONAL MOBILITY AUTHORITY**

RESOLUTION NO. 25-032

**APPROVING AN INTERLOCAL AGREEMENT WITH THE CENTER FOR
TRANSPORTATION RESEARCH AT THE UNIVERSITY OF TEXAS AT AUSTIN FOR
PEER REVIEW OF TRAFFIC MODELING IN DOWNTOWN AUSTIN ASSOCIATED
WITH THE MOPAC SOUTH PROJECT**

WHEREAS, the Mobility Authority is currently undertaking an environmental study for the Mopac South Project; and

WHEREAS, during coordination with Mopac South Project stakeholders, the Austin Independent School District and the City of Rollingwood requested the Mobility Authority to study the impacts of MoPac South Project on Cesar Chavez Street in downtown Austin; and

WHEREAS, in response to this stakeholder request, the Executive Director has negotiated an interlocal agreement with the Center for Transportation Research at the University of Texas for independent peer review of the dynamic traffic analysis of the downtown area adjacent to the northern limits of the Mopac South Project; and.


WHEREAS, the Executive Director recommends that the Board approve the proposed interlocal agreement with the Center for Transportation Research at the University of Texas that is attached hereto as Exhibit A.

NOW THEREFORE, BE IT RESOLVED, that the Board of Directors approves the interlocal agreement with the Center for Transportation Research at the University of Texas at Austin for independent peer review of the dynamic traffic analysis of the downtown area adjacent to the northern limits of the Mopac South Project and hereby authorizes the Executive Director to execute the interlocal agreement in the form or substantially the same form as Exhibit A.


Adopted by the Board of Directors of the Central Texas Regional Mobility Authority on the 25th day of June 2025.

Submitted and reviewed by:

Approved:



James M. Bass
Executive Director



Michael Doss
Secretary, Board of Directors

Exhibit A

THE STATE OF TEXAS §
THE COUNTY OF TRAVIS §

INTERLOCAL COOPERATION CONTRACT

THIS CONTRACT is entered into by and between the agencies shown below as Contracting Parties under the authority granted and in compliance with the provisions of Chapter 771 of the Government Code.

I. CONTRACTING PARTIES:

The Receiving Agency **Central Texas Regional Mobility Authority (CTRMA, or the Mobility Authority)**

The Performing Agency **The University of Texas at Austin (Center for Transportation Research) (CTR)**

II. STATEMENT OF SERVICES TO BE PERFORMED: The Performing Agency will undertake and carry out services described in Attachment A, Scope of Services.

III. CONTRACT PAYMENT: The total amount of this contract shall not exceed **\$20,000.00 (twenty thousand dollars and no cents)** and shall conform to the provisions of Attachment B, Budget. Payments shall be billed Monthly.

IV. TERM OF CONTRACT: Payment under this contract beyond the end of the current fiscal biennium is subject to availability of appropriated funds. If funds are not appropriated, this contract shall be terminated at the end of the contract term, with no liability to either party. This contract begins when fully executed by both parties and terminates June 1, 2026. The term of this contract may be extended by mutual agreement of the parties.

V. THE AGREEING PARTIES certify that:

1. The services specified above are necessary and essential for activities that are properly within the statutory functions and programs of the affected agencies.
2. The proposed arrangements serve the interest of efficient and economical administration of the State Government and of the Central Texas Regional Mobility Authority, a Texas political subdivision organized and operating under Chapter 370, Texas Transportation Code.
3. The services or resources agreed upon are not required by Article XVI, Section 21 of the Constitution of Texas to be supplied under contract given to the lowest responsible bidder.

VI. LEGAL Authority:

The Receiving Agency further certifies that it has the authority to request the above services by authority granted in the Texas Transportation Code, Chapter 370.

The Performing Agency further certifies that it has the authority to perform the services by authority granted in the Texas Education Code, Chapter 67.

This contract incorporates the provisions of **Attachment A, Scope of Services, Attachment B, Budget, and Attachment C, General Terms and Conditions.**

THE UNDERSIGNED PARTIES bind themselves to the faithful performance of this contract.

THE RECIEVEING AGENCY
CENTRAL TEXAS REGIONAL MOBILITY AUTHORITY

THE PERFORMING AGENCY
THE UNIVERSITY OF TEXAS AT AUSTIN
CENTER FOR TRANSPORTATION RESEARCH

JAMES M. BASS
EXECUTIVE DIRECTOR

JESSICA FERNANDEZ
ASSOCIATE DIRECTOR
OFFICE OF SPONSORED PROJECTS

DATE

DATE

ATTACHMENT A
Interlocal Cooperation Contract Scope of Services

Technical Services to the Central Texas Regional Mobility Authority

Peer-review of transportation models developed by/for the Receiving Agency (Estimated Total Cost Not To Exceed: \$20,000)

Work Plan

The Performing Agency, at the Receiving Agency's direction, shall evaluate the model(s) developed by/for the Receiving Agency for the modeling of managed lanes on MoPac with the goal of assessing:

- a. Adequacy of the selected modeling approach (e.g. microsimulation, dynamic traffic assignment, sketch planning) and corresponding assumptions. This assessment will consider several factors, including the goals of the modeling effort, the top-priority questions posed by the Receiving Agency, and the availability and quality of data for model development and validation.
- b. Validity of selected modeling tools. A number of commercial/open source software tools may be used for a given modeling approach. For some methodologies, the interpretation of results may be different depending on the selected tool. The Performing Agency will verify that the software tools used to build models for the Receiving Agency accurately implement the desired modeling approach.
- c. Correctness of implementation, including:
 - a. Convergence criteria, when applicable.
 - b. Input data.
 - c. Parameter calibration.
 - d. Validation approach, including selected data types and corresponding spatial and temporal coverage.
 - e. Methods/metrics used for results analysis, and validity of corresponding conclusions/recommendations.

The evaluation will be conducted by interviewing the technical staff responsible for model development and implementation, and by requesting data samples as needed. For this task the Performing Agency does not expect to run models or conduct extensive data analyses.

Deliverables will include a technical memorandum detailing the review, including an assessment of the adequacy of the reviewed model, guidance concerning results interpretation, and suggestions to improve/revise/extend conducted modeling efforts.

Schedule

Weeks

FEASIBILITY STUDIES	1	2	3	4	5	6	7	8	9	10	11	12	13	14	15	16	17	18	19
1. Project Management																			
2. Data Collection																			
3. Existing Year DTA Model Development																			
4. Future Year No-Build DTA Model Development																			
5. Future Year Build DTA Model Development																			
6. CTR Peer Review																			
a) Initial modeling assumptions discussion meeting																			
b) Check in meetings for each scenario																			
c) Peer Review																			
7. Develop Draft and Final Reports																			
8. QA/QC Procedures																			

ATTACHMENT B
Interlocal Cooperation Contract
Total Estimated Budget: Not to exceed \$20,000.00

The total estimate budget for all services provided under this Notice to Proceed will not exceed \$20,000..

Budget Category	Jun-25	Jul-25
Salaries / Wages	\$ 6,800.00	\$ 6,800.00
Fringe Benefits	\$ 1,836.00	\$ 1,836.00
	\$ -	\$ -
Subcontractor	\$ -	\$ -
Other Operating Expenses	\$ -	\$ -
	\$ -	\$ -
Overhead (15%)	\$ 1,295.40	\$ 1,295.40
	\$ -	\$ -
Budget Total	\$ 9,931.40	\$ 9,931.40

direct costs	\$ 17,272.00
indirect costs	\$ 2,590.80
	\$ 19,862.80

ATTACHMENT C
Interlocal Cooperation Contract
General Terms and Conditions

Article 1. Amendments

This contract may only be amended by written agreement executed by both parties prior to the expiration of the contract.

Article 2. Records and Ownership

- A. The Performing Agency agrees to maintain all books, documents, papers, accounting records, and other evidence pertaining to costs at its office during the contract period and for four years from the date of final payment under the contract. These materials shall be made available for inspection and copying by the Receiving Agency, by the State Auditor's Office, and by their authorized representatives. If the contract is federally funded, these materials shall also be made available for inspection and copying by the U.S. Department of Transportation and by the Office of the Inspector General.
- B. After completion or termination of this contract, all documents prepared by the Performing Agency or furnished to the Performing Agency by the Receiving Agency shall be delivered to and become the property of the Receiving Agency. All sketches, photographs, calculations, and other data prepared under this contract shall be made available, on request, to the Receiving Agency without restriction or limitation of further use.
- C. The Receiving Agency shall own all title to, all interests in, and all rights to all intellectual property (including copyrights, trade and service marks, trade secrets, and patentable devices or methods) arising from or developed by Receiving Agency under this contract. The Performing Agency shall own all title to, all interests in, and all rights to all intellectual property (including copyrights, trade and service marks, trade secrets, and patentable devices or methods) arising from or developed by Performing Agency under this contract.
- D. Except to the extent that a specific provision of this contract states to the contrary, all equipment purchased by the Performing Agency or its subcontractors under this contract shall be owned by the Receiving Agency and will be delivered to the Receiving Agency at the time the contract is completed or terminated.

Article 3. Performing Agency Resources

All employees of the Performing Agency shall have adequate knowledge and experience to enable them to perform the duties assigned to them. The Performing Agency certifies that it currently has adequate qualified personnel in its employ to perform the work required under this contract or will be able to obtain adequate qualified personnel from sources other than the Receiving Agency. On receipt of written notice from the Receiving Agency detailing supporting factors and evidence, the Performing Agency shall remove from the project any employee of the Performing Agency who is incompetent or whose conduct becomes detrimental to the work. Unless otherwise specified, the Performing Agency shall furnish all equipment, materials, supplies, and other resources required to perform the work.

Article 4. Notice to Proceed

The Performing Agency shall not proceed with any work or incur any costs until the Receiving Agency issues a written Notice to Proceed to the Performing Agency authorizing work to begin. Any costs incurred by the Performing Agency before receiving the notice are not eligible for reimbursement.

Article 5. Additional Work

- A. If the Performing Agency is of the opinion that any assigned work is beyond the scope of this contract and constitutes additional work, it shall promptly notify the Receiving Agency in writing. The written notice shall present the relevant facts and show how the work constitutes additional work.
- B. If the Receiving Agency in its sole discretion finds that the work does constitute additional work, the Receiving Agency shall so advise the Performing Agency. If both parties agree, the parties will execute a written amendment to this contract to authorize such additional work. The Performing Agency shall not perform any proposed additional work or incur any additional costs before the execution of an amendment.
- C. The Receiving Agency shall not be responsible for actions by the Performing Agency or for any costs incurred by the Performing Agency relating to additional work that is performed before an amendment is executed or that is outside the scope of the contract, as amended.

Article 6. Nonconforming Work

If the Performing Agency submits work that does not comply with the terms of this contract, the Receiving Agency shall instruct the Performing Agency to make any revisions that are necessary to bring the work into compliance with the contract. No additional compensation shall be paid for this work.

Article 7. Conflict of Interest

The Performing Agency shall not assign an employee to a project if the employee:

1. owns an interest in or is an officer or employee of a business entity that has or may have a contract with the state or the Receiving Agency relating to the project;
2. has a direct or indirect financial interest in the outcome of the project,
3. has performed services regarding the subject matter of the project for an entity that has a direct or indirect financial interest in the outcome of the project or that has or may have a contract with the Receiving Agency; or
4. is a current part-time or full-time employee of the Receiving Agency.

Article 8. Disputes

The Performing Agency shall be responsible for the settlement of all contractual and administrative issues arising out of procurements entered in support of contract services. The Receiving Agency shall be responsible for the settlement of any dispute concerning this contract unless the dispute Involves a subcontract.

Article 9. No Assignment

Neither party shall assign, sublet, or transfer any interest in this agreement.

Article 10. Remedies

This agreement shall not be considered as specifying the exclusive remedy for any default, but either party may avail itself of any remedy existing at law or in equity, and all remedies shall be cumulative.

Article 11. Subcontracts

A subcontract may not be executed by the Performing Agency without prior written authorization by the Receiving Agency. Subcontracts in excess of \$25,000 shall contain all applicable terms and conditions of this contract. No subcontract will relieve the Performing Agency of its responsibility under this contract.

Article 12. Gratuities

Any person who is doing business with or who reasonably speaking may do business with the Receiving Agency under this contract may not make any offer of benefits, gifts, or favors to employees of the Receiving Agency. The only exceptions allowed are ordinary business lunches and items that have received the advanced written approval of both the Executive Director of the Texas Department of Transportation and of the Receiving Agency.

Article 13. Termination

This contract may be terminated by satisfactory completion of all services and obligations contained in this contract, by mutual written agreement, or by either party unilaterally after 30 days' written notice to the other party. The Receiving Agency shall compensate the Performing Agency only for those eligible expenses that are incurred during this contract and that are directly attributable to the completed portion of the work covered by this contract and only if the work has been completed in a manner satisfactory and acceptable to the Receiving Agency. The Performing Agency shall neither incur nor be reimbursed for any new obligations after the effective date of termination.

Article 14. Basis for Calculating Reimbursement Costs

The Receiving Agency will reimburse the Performing Agency for actual costs incurred in carrying out the services authorized in a Notice to Proceed issued in accordance with Attachment A, Scope of Services, subject to the cost categories and estimated costs set forth in the Notice to Proceed. The Receiving Agency shall compensate the Performing Agency for only those eligible expenses incurred during this contract that are directly attributable to the completed portion of the work covered by the Notice to Proceed and this contract, provided that the work has been completed in a manner satisfactory and acceptable to the Receiving Agency. The Performing Agency shall not incur or be reimbursed for any new obligations after the effective date of termination. The Performing Agency shall bill the Receiving Agency for actual travel expenses, not to exceed the limits reimbursable under state law. Out-of-state or out-of-country travel by the Performing Agency requires prior approval by the Receiving Agency.

The Performing Agency will invoice Receiving Agency monthly. Receiving Agency will process payments in accordance with the Texas Prompt Payment Act (Prompt Payment Act), Chapter 2251, Texas Government Code. Interest charges will be paid in accordance with the Prompt Payment Act.

Article 15. Funding

The Receiving Agency shall pay for services from funds available to the Receiving Agency from which like expenditures would normally be paid. If for any reason subcontractors and suppliers, if any, are not paid before the Receiving Agency reimburses the Performing Agency for their services, the Performing Agency shall pay the subcontractors and suppliers all undisputed amounts due for work no more than 10 days after the Performing Agency receives payment for the work unless a different time is specified by law. This requirement also applies to all lower-tier subcontractors and suppliers and must be incorporated in all subcontracts. If the Performing Agency fails to comply with this Article, the Receiving Agency may withhold payments and suspend work until the subcontractors and suppliers are paid. The Performing Agency is authorized to submit requests for reimbursement no more frequently than monthly and no later than 120 days after costs are incurred.

Article 16. Reference to Costs Principles and Circulars

Reimbursement with state or federal funds will be limited to costs determined to be reasonable and allowable under cost principles established in OMB Circular A-21, "Cost Principles for Educational Institutions," or OMB Circular A-87, "Cost Principles for State and Local Governments." The parties shall comply with the requirements of the Single Audit Act of 1984, P.L. 98-502, ensuring that the single audit report includes the coverage stipulated in OMB Circular A-133.

Article 17. Authority of State Auditor

The state auditor may conduct an audit or investigation of any entity receiving funds from the state directly under the contract or indirectly through a subcontract under the contract, if any. Acceptance of funds from the state directly under the contract or indirectly through a subcontract under this contract acts as acceptance of the authority of the state auditor, under the direction of the legislative audit committee, to conduct an audit or investigation in connection with those funds. An entity that is the subject of an audit or investigation must provide the state auditor with access to any information the state auditor considers relevant to the investigation or audit.

Article 18. Compliance with Laws

The parties shall comply with all federal, state, and local laws, statutes, ordinances, rules, and regulations and with the orders and decrees of any courts or administrative bodies or tribunals in any manner affecting the performance of this agreement. After receiving a written request from the Receiving Agency, the Performing Agency shall furnish the Receiving Agency with satisfactory proof of its compliance with this Article.

Article 19: Procurement and Property Management Standards

The parties shall adhere to the procurement standard established in 49 CFR §18.36 and with the property management standard established in 49 CFR §18.32.

Article 20. Noncollusion

The Performing Agency warrants that it has not employed or retained any company or person, other than a bona fide employee working solely for the Performing Agency, to solicit or secure this Agreement, and that it has not paid or agreed to pay any company or person, other than a bona fide employee, any fee, commission, percentage, brokerage fee, gift, or any other consideration contingent upon or resulting from the award or making of this Agreement. If the Performing Agency breaches or violates this warranty, the Receiving Agency shall have the right to annul this Agreement without liability or, in its discretion, to deduct from the Agreement price or consideration, or otherwise recover the full amount of such fee, commission, brokerage fee, contingent fee, or gift.

Article 21. Lobbying Certification

In executing this agreement, each signatory certifies that:

1. No federal appropriated funds have been paid or will be paid by or on behalf of the parties to any person for influencing or attempting to influence an officer or employee of any federal agency, a Member of Congress, an officer or employee of Congress, or an employee of a Member of Congress in connection with the awarding of any federal contract, the making of any federal grant, the making of any federal loan, the entering into of any cooperative agreement, and the extension, continuation, renewal, amendment, or modification of any federal contract, grant, loan, or cooperative agreement.
2. If any funds other than federal appropriated funds have been paid or will be paid to any person for influencing or attempting to influence an officer or employee of any agency, a Member of Congress, an officer or employee of Congress, or an employee of a Member of Congress in connection with federal contracts, grants, loans, or cooperative agreements, the signatory for the Performing Agency shall complete and submit the federal Standard Form-LLL, "Disclosure Form to Report Lobbying," in

accordance with its instructions.

3. The parties shall require that the language of this certification be included in the award documents for all subawards at all tiers (including subcontracts, subgrants, and contracts under grants, loans, and cooperative agreements) and that all subrecipients shall certify and disclose accordingly.

This statement is a material representation of fact upon which reliance was placed when this agreement was made or entered into. Submission of this statement is a prerequisite for making or entering into this agreement imposed by Title 31 U.S.C. §1352. Any person who fails to file the required statement shall be subject to a civil penalty of not less than \$10,000 and not more than \$100,000 for each failure.

By executing this agreement, the parties affirm this lobbying certification with respect to the Project and affirm this certification of the material representation of facts upon which reliance will be made.

Article 22. Equal Employment Opportunity

The Performing Agency certifies its compliance with all applicable duly enacted state and federal laws governing equal employment opportunities.

Article 23. Nondiscrimination

- A. The Performing Agency shall comply with the regulations of the U.S. Department of Transportation relating to nondiscrimination in federally-assisted programs, including 49 CFR, Part 21; 23 CFR Chapter 1, Subchapter C; and 41 CFR, Parts 60 (the Regulations).
- B. The Performing Agency, with regard to the work performed during this agreement, shall not discriminate on the basis of race, color, sex, national origin, age, religion, or disability in the selection and retention of subcontractors, including procurements of materials and leases of equipment.
- C. In all solicitations either by competitive bidding or negotiation made by the Performing Agency for work to be performed under a subcontract, including procurements of materials and leases of equipment, but not including routine purchase orders, each potential subcontractor or supplier shall be notified by the Performing Agency of the Performing Agency's obligations under this agreement and the Regulations.
- D. The Performing Agency shall provide all information and reports required by the Regulations and directives issued under the Regulations and shall permit access to its books, records, accounts, other sources of information and facilities as may be determined by the Texas Department of Transportation or the U.S. Department of Transportation to be pertinent to ascertain compliance with the Regulations or directives. If any information required of the Performing Agency is in the exclusive possession of another who fails or refuses to furnish this information, the Performing Agency shall so certify to the Receiving Agency or the U.S. Department of Transportation, whichever is appropriate, and shall set forth what efforts the Performing Agency has made to obtain the requested information.
- E. In the event of the Performing Agency's noncompliance with the nondiscrimination provision of this agreement, the Texas Department of Transportation shall impose such sanctions as it or the U.S. Department of Transportation may determine to be appropriate.
- F. The Performing Agency shall include the provisions of paragraphs A through E in every subcontract, including procurements of materials and leases of equipment, except routine purchase orders, unless exempt by the Regulations or directives. The Performing Agency shall take such lawful action with respect to any subcontract or procurement as the Receiving Agency may direct as a means of enforcing these provisions, including sanctions for noncompliance. In the event the Performing Agency becomes involved in or is threatened with litigation with a subcontractor or supplier as a result of directions given by the Receiving Agency, the Performing Agency may request the Receiving Agency to enter into the litigation to protect the interests of the State. In addition, the Performing Agency may request the United States to enter into litigation to protect the interests of the United States, if federal funds are used by Receiving Agency to make payment hereunder.

Article 24. Notices

All notices to either party shall be delivered personally or sent by certified U.S. mail, postage prepaid, addressed to that party at the following address:

Performing Agency:	University of Texas at Austin (Center for Transportation Research) Office of Sponsored Projects North Office Building, Suite 4.300 101 East 27th Street Austin, Texas 78712
Receiving Agency:	Central Texas Regional Mobility Authority c/o James M. Bass, Executive Director 3300 N. IH-35, Suite 300 Austin, Texas 78705

All notices shall be deemed given on the date delivered in person or deposited in the mail. Either party may change the above address by sending written notice of the change to the other party. Either party may request in writing that notices shall be delivered personally or by certified U.S. mail, and that request shall be carried out by the other party.

**MEETING OF THE BOARD OF DIRECTORS
OF THE
CENTRAL TEXAS REGIONAL MOBILITY AUTHORITY**

RESOLUTION NO. 25-033

ACCEPT THE UNAUDITED FINANCIAL STATEMENTS FOR MAY 2025

WHEREAS, the Central Texas Regional Mobility Authority (Mobility Authority) is empowered to procure such goods and services as it deems necessary to assist with its operations and to study and develop potential transportation projects, and is responsible to insure accurate financial records are maintained using sound and acceptable financial practices; and

WHEREAS, close scrutiny of the Mobility Authority's expenditures for goods and services, including those related to project development, as well as close scrutiny of the Mobility Authority's financial condition and records is the responsibility of the Board and its designees through procedures the Board may implement from time to time; and

WHEREAS, the Board has adopted policies and procedures intended to provide strong fiscal oversight and which authorize the Executive Director, working with the Mobility Authority's Chief Financial Officer, to review invoices, approve disbursements, and prepare and maintain accurate financial records and reports; and


WHEREAS, the Executive Director, working with the Chief Financial Officer, has reviewed and authorized the disbursements necessary for the month of May 2025 and has caused the unaudited financial statements to be prepared and attached to this resolution as Exhibit A.

NOW THEREFORE, BE IT RESOLVED, that the Board of Directors accepts the unaudited financial statements for May 2025, attached hereto as Exhibit A.


Adopted by the Board of Directors of the Central Texas Regional Mobility Authority on the 25th day of June 2025.

Submitted and reviewed by:

Approved:



James M. Bass
Executive Director



Michael Doss
Secretary, Board of Directors

Exhibit A

Central Texas Regional Mobility Authority
Income Statement
For the Period Ending May 31, 2025

	Budget Amount FY 2025	Actual Year to Date	Percent of Budget	Actual Prior Year to Date
REVENUE				
Operating Revenue				
Toll Revenue	178,100,000	171,123,589	96.08%	149,182,530
Video Tolls	67,500,000	59,131,977	87.60%	56,997,115
Fee Revenue	13,200,000	14,662,790	111.08%	12,226,231
Total Operating Revenue	258,800,000	244,918,356	94.64%	218,405,876
Other Revenue				
Interest Income	43,025,800	36,272,595	84.30%	43,721,075
Grant Revenue	595,467	595,467	100.00%	419,630
Miscellaneous Revenue	100,000	15,788	15.79%	13,549
Headquarters Rent Revenue	-	210,082	-	-
Gain/Loss on Sale of Asset	-	12,000	-	-
Unrealized Gain/Loss	-	123,484	-	-
Total Other Revenue	43,721,267	37,229,415	85.15%	44,154,254
TOTAL REVENUE	302,521,267	282,147,771	93.27%	262,560,129
EXPENSES				
Salaries and Benefits				
Salary Expense - Regular	4,994,532	4,072,040	81.53%	3,876,960
Salary Reserve	80,000	-	-	-
TCDRS	1,142,301	975,520	85.40%	1,429,104
FICA	257,234	206,773	80.38%	194,145
FICA MED	72,421	58,314	80.52%	55,963
Health Insurance Expense	586,073	463,052	79.01%	429,990
Life Insurance Expense	3,249	2,620	80.65%	2,914
Auto Allowance Expense	10,200	9,095	89.17%	9,095
Other Benefits	204,671	141,389	69.08%	119,350
Unemployment Taxes	5,760	1,827	31.72%	3,393
Total Salaries and Benefits	7,356,441	5,930,631	80.62%	6,120,915
Administrative				
Administrative and Office Expenses				
Accounting	9,500	8,012	84.34%	7,887
Auditing	270,000	195,713	72.49%	136,270
Financial Advisors	200,000	159,300	79.65%	163,800
Human Resources	100,000	745	0.74%	1,495
Legal	60,000	19,246	32.08%	19,057
IT Services	365,000	407,782	111.72%	204,889
Software Licenses	1,573,150	1,779,475	113.12%	1,255,691
Cell Phones	34,900	19,312	55.34%	23,370
Local Telephone Service	2,200	2,365	107.52%	2,142

Central Texas Regional Mobility Authority
Income Statement
For the Period Ending May 31, 2025

	Budget Amount FY 2025	Actual Year to Date	Percent of Budget	Actual Prior Year to Date
Overnight Delivery Services	200	17	8.65%	-
Copy Machine	15,300	13,992	91.45%	13,992
Repair and Maintenance - General	10,000	-	-	10,339
Meeting Facilities	2,500	-	-	-
Meeting Expense	13,750	10,614	77.19%	7,277
Toll Tag Expense	3,000	1,804	60.15%	600
Parking / Local Ride Share	2,500	386	15.42%	198
Mileage Reimbursement	4,600	978	21.26%	940
Insurance Expense	1,301,000	885,901	68.09%	630,583
Rent Expense	992,200	762,276	76.83%	608,474
Building Parking	3,500	2,210	63.13%	1,293
Total Legal Services	458,000	78,700	17.18%	282,513
Total Administrative and Office Expenses	5,421,300	4,348,830	80.22%	3,370,810
Office Supplies				
Books and Publications	5,250	3,278	62.44%	3,478
Office Supplies	5,250	1,758	33.49%	1,225
Miscellaneous Office Equipment	4,500	-	-	2,974
Computer Supplies	201,850	55,982	27.73%	83,731
Copy Supplies	750	-	-	-
Other Reports - Printing	500	-	-	43
Office Supplies - Printed	3,500	2,394	68.39%	2,495
Postage Expense	900	594	66.02%	936
Total Office Supplies	222,500	64,006	28.77%	94,881
Communications and Public Relations				
Print Production	75,000	-	-	-
Website Maintenance	240,000	59,711	24.88%	362,611
Research Services	210,000	40,581	19.32%	-
Communications and Marketing	500,000	319,220	63.84%	53,170
Media Planning and Placement	1,225,000	1,149,216	93.81%	720,449
Direct Mail Production	60,000	-	-	-
TV and Video Production	250,000	59,695	23.88%	12,146
Photography	25,000	850	3.40%	885
Radio Production	50,000	-	-	-
Other Public Relations	20,000	13,421	67.11%	5,000
Promotional Items	20,000	11,723	58.62%	11,031
Printing	80,000	2,827	3.53%	949
Other Communication Expenses	15,000	29,022	193.48%	-
Total Communications and Public Relations	2,770,000	1,686,266	60.88%	1,166,241

Central Texas Regional Mobility Authority
Income Statement
For the Period Ending May 31, 2025

	Budget Amount FY 2025	Actual Year to Date	Percent of Budget	Actual Prior Year to Date
Employee Development				
Subscriptions	1,250	139	11.12%	139
Agency Memberships	88,300	57,648	65.29%	54,616
Continuing Education	14,800	3,824	25.84%	1,190
Professional Development	21,400	7,944	37.12%	7,479
Other Licenses	2,000	537	26.85%	268
Seminars and Conferences	70,300	15,095	21.47%	14,142
Travel	107,000	48,777	45.59%	44,703
Total Employee Development	305,050	133,964	43.92%	122,537
Financing and Banking Fees				
Trustee Fees	75,000	51,500	68.67%	53,000
Bank Fee Expense	6,500	6,970	107.23%	6,027
Continuing Disclosure	10,000	6,200	62.00%	9,903
Arbitrage Rebate Calculation	16,500	15,400	93.33%	16,105
Rating Agency Expense	50,000	46,000	92.00%	45,000
Total Financing and Banking Fees	158,000	126,070	79.79%	130,034
Total Administrative	8,876,850	6,359,136	71.64%	4,884,503
Operations and Maintenance				
Operations and Maintenance Consulting				
GEC-Trust Indenture Support	1,568,659	1,174,600	74.88%	513,023
GEC-Financial Planning Support	300,000	260,995	87.00%	256,589
GEC-Toll Ops Support	1,142,136	1,707,071	149.46%	882,807
GEC-Roadway Ops Support	1,515,000	1,152,756	76.09%	1,353,634
GEC-Technology Support	804,962	602,412	74.84%	663,465
GEC-Public Information Support	200,000	209,090	104.55%	198,702
GEC-General Support	2,226,000	1,887,250	84.78%	984,531
General System Consultant	2,307,274	1,795,887	77.84%	1,002,149
Traffic Modeling	125,000	-	-	-
Traffic and Revenue Consultant	1,200,000	804,381	67.03%	596,157
Total Operations and Maintenance Consulting	11,389,031	9,594,442	84.24%	6,451,057
Roadway Operations and Maintenance				
Roadway Maintenance	4,169,031	4,064,496	97.49%	3,150,829
Landscape Maintenance	3,249,260	2,394,470	73.69%	2,610,601
Signal and Illumination Maintenance	25,000	-	-	-
Maintenance Supplies-Roadway	400,000	69,288	17.32%	48,337
Tools and Equipment Expense	-	1,523	-	34
Gasoline	30,000	13,825	46.08%	16,049
Repair and Maintenance - Vehicles	10,000	10,629	106.29%	5,150

Central Texas Regional Mobility Authority
Income Statement
For the Period Ending May 31, 2025

	Budget Amount FY 2025	Actual Year to Date	Percent of Budget	Actual Prior Year to Date
Natural Gas	7,500	9,127	121.69%	13,175
Electricity - Roadways	300,000	275,617	91.87%	269,772
Total Roadway Operations and Maintenance	8,190,791	6,838,975	83.50%	6,113,947
Toll Processing and Collection Expense				
Image Processing	3,300,000	2,682,021	81.27%	2,646,593
Tag Collection Fees	12,675,000	11,430,286	90.18%	10,265,563
Court Enforcement Costs	160,000	3,420	2.14%	-
PBM Incentive	500,000	-	-	-
Total Processing and Collection Expense	16,635,000	14,115,727	84.86%	12,912,156
Toll Operations Expense				
Generator Fuel	3,000	523	17.44%	1,072
Fire and Burglar Alarm	500	452	90.46%	452
Refuse	2,360	2,068	87.63%	1,902
Telecommunications	100,000	173,277	173.28%	124,973
Water - Irrigation	7,500	8,328	111.04%	7,380
Electricity	750	683	91.02%	614
ETC Spare Parts Expense	150,000	168,157	112.10%	253,103
Repair and Maintenance Toll Equipment	100,000	45,533	45.53%	260,106
Law Enforcement	725,000	447,331	61.70%	422,806
ETC Maintenance Contract	6,450,000	4,480,852	69.47%	4,706,495
Transaction Processing Maintenance Contract	2,000,000	1,785,000	89.25%	1,547,480
ETC Toll Management Center System Operation	1,338,822	737,428	55.08%	683,121
ETC Development	456,000	121,850	26.72%	273,052
ETC Testing	50,000	-	-	-
Total Toll Operations Expense	11,383,932	7,971,482	70.02%	8,282,557
Total Operations and Maintenance	47,598,754	38,520,625	80.93%	33,759,717
Other Expenses				
Special Projects and Contingencies				
HERO	711,621	172,003	24.17%	145,040
Special Projects	50,000	-	-	-
Disbursement Other Government - Travis County Road	-	456,697	-	-
71 Express Interest Expense	6,750,000	1,507,926	22.34%	1,674,130
Customer Relations	10,000	14,707	147.07%	6,672
Technology Initiatives	100,000	-	-	-
Other Contractual Services	390,000	176,000	45.13%	161,000
Contingency	200,000	-	-	-
Total Special Projects and Contingencies	8,211,621	2,327,333	28.34%	1,986,842
TOTAL OPERATING EXPENSE	72,043,666	53,137,724	73.76%	46,751,977

Central Texas Regional Mobility Authority
Income Statement
For the Period Ending May 31, 2025

	Budget Amount FY 2025	Actual Year to Date	Percent of Budget	Actual Prior Year to Date
Non Cash Expenses				
Amortization Expense				
Amortization Expense - Intangible Software	13,000,000	1,329,368	10.23%	1,080,325
Amortization Expense - Software	-	-	-	8,466
Amortization Expense - RTU Asset - Leases	515,000	471,856	91.62%	300,272
Amortization Expense - Refundings	6,600,000	6,134,118	92.94%	5,815,202
Subtotal Amortization Expense	20,115,000	7,935,342	39.45%	7,204,265
Depreciation Expense				
Depreciation Expense - Autos and Trucks	31,000	19,213	61.98%	27,875
Depreciation Expense - Building and Toll Facility	180,000	162,019	90.01%	162,019
Depreciation Expense - Highways and Bridges	53,500,000	48,970,608	91.53%	47,441,664
Depreciation Expense - Toll Equipment	13,640,000	3,576,098	26.22%	4,179,586
Depreciation Expense - Signs	1,830,000	794,548	43.42%	1,159,017
Depreciation Expense - Land Improvements	545,000	497,130	91.22%	524,712
Subtotal Depreciation Expense	69,726,000	54,019,616	77.47%	53,494,873
Total Amortization and Depreciation Expense	89,841,000	61,954,957	68.96%	60,699,138
Pension & OPEB Adjustments Expense	-	61,950	-	-
Total Non Cash Expenses	89,841,000	62,016,907	69.03%	60,699,138
Total Other and Non-Cash Expenses	98,052,621	64,344,240	65.62%	62,685,980
Non Operating Expenses				
Undeveloped Projects/Non Capital Assets	-	10,658,978	-	1,420,674
Interest Expense - Debt Obligations	109,112,756	80,638,750	73.90%	73,035,876
CAMPO RIF Payment	10,000,000	10,000,000	100.00%	6,000,000
Headquarters Expenses	-	151,883	-	-
Community Initiatives	600,000	211,791	35.30%	35,000
Total Non Operating Expenses	119,712,756	101,661,402	84.92%	80,491,550
TOTAL EXPENSES	281,597,422	216,816,034	77.00%	187,942,665
Net Income	20,923,845	65,331,738		74,617,464

Central Texas Regional Mobility Authority
Balance Sheet
as of May 31, 2025

		as of 05/31/2025	as of 05/31/2024
ASSETS			
Current Assets			
Cash			
Regions Operating Account	103,576	75,575	
Cash in TexStar	577,041	729,038	
Regions Payroll Account	166,077	154,151	
Restricted Cash			
Goldman Sachs FSGF 465	389,695,413	288,759,670	
Restricted Cash - TexSTAR	28,955,259	55,671,844	
Treasury SLGS	204,166,181	245,192,484	
Non-System Cash			
MoPac Operating Account	3,734	-	
Travis County Project Admin	929	-	
Headquarters Operating Account	3,357	-	
Headquarters Security Deposits	28,898	-	
Headquarters Property Management	58,469	-	
Total Cash and Cash Equivalents	623,758,934	590,582,764	
Accounts Receivables			
Accounts Receivable - Net	7,676,565	7,685,639	
Due From Other Agencies	776,333	280,106	
Due From TTA	-	615,477	
Due From NTTA	2,678,942	1,826,504	
Due From HCTRA	15,730,302	5,447,588	
Due From TxDOT	645,134	8,518,789	
Due From Other Funds	2,532,344	-	
Interest Receivable	1,430,927	1,429,325	
Total Receivables	31,470,546	25,803,429	
Short Term Investments			
Treasuries	103,707,006	142,724,066	
Agencies	179,596,260	290,888,182	
Total Short Term Investments	283,303,266	433,612,248	
Total Current Assets	938,532,746	1,049,998,441	
Construction in Progress	431,537,245	461,105,273	
Capital Assets (Net of Depreciation and Amortization)			
Depreciable Assets			
Autos and Trucks	71,578	19,006	
Buildings and Toll Facilities	3,891,194	4,067,942	
Highways and Bridges	1,847,384,267	1,683,077,858	

Central Texas Regional Mobility Authority
Balance Sheet
as of May 31, 2025

	as of 05/31/2025	as of 05/31/2024
Toll Equipment	28,019,854	24,443,008
Signs	10,695,860	11,596,854
Land Improvements	4,247,300	4,789,623
Land	972,235	-
Right of way	88,149,606	88,149,606
Intangible Assets		
Intangible Software	4,646,305	6,095,266
Right to Use Assets		
Leases	471,856	-
Subscription Based IT Arrangements	-	986,609
Total Fixed Assets	1,988,550,056	1,823,225,772
Other Assets		
Intangible Assets-Net	156,601,257	162,998,531
Prepaid Insurance	329,289	321,903
Deferred Outflows (Pension & OPEB related)	2,401,929	2,738,023
Pension Asset	-	1,046,634
Total Other Assets	159,332,475	167,105,091
Total Assets	3,517,952,521	3,501,434,577
LIABILITIES		
Current Liabilities		
Accounts Payable	10,477,799	21,151,755
Construction Payable	-	7,057,836
Headquarters Security Deposits Payable	28,897	-
Interest Payable	33,730,754	36,499,744
Due to other Funds	2,532,344	-
Deferred Compensation Payable	5,018	3,520
TCDRS Payable	135,614	125,328
Due to other Agencies	14,413	8,294
Due to TTA	-	706,440
Due to HCTRA	1,053,020	178,021
Due to Other Entities	-	121,493
71E TxDOT Obligation - Short Term	505,021	567,063
Total Current Liabilities	48,482,879	66,419,494
Long Term Liabilities		
Compensated Absences	222,277	222,277
Right to Use Obligations - Lease	949,904	1,286,881
Deferred Inflows (Pension & OPEB related)	1,210,692	1,378,935
Pension & OPEB Liability	2,033,164	-
Long Term Payables	4,416,037	2,888,093

Central Texas Regional Mobility Authority
Balance Sheet
as of May 31, 2025

	as of 05/31/2025	as of 05/31/2024
Bonds Payable		
Senior Lien Revenue Bonds:		
Senior Lien Revenue Bonds 2010	105,473,813	101,074,206
Senior Lien Revenue Bonds 2011	7,000,145	9,746,125
Senior Lien Revenue Bonds 2015	9,000,000	10,000,000
Senior Lien Refunding Revenue Bonds 2016	42,940,000	47,045,000
Senior Lien Revenue Bonds 2018	43,345,000	44,345,000
Senior Lien Revenue Bonds 2020A	50,265,000	50,265,000
Senior Lien Refunding Bonds 2020B	53,610,000	54,305,000
Senior Lien Refunding Bonds 2020C	128,105,000	133,210,000
Senior Lien Revenue Bonds 2020E	167,160,000	167,160,000
Senior Lien Revenue Bonds 2021B	255,075,000	255,075,000
Senior Lien Refunding Bonds 2021D	273,125,000	273,650,000
Senior Lien Refunding Bonds 2021E	326,360,000	329,545,000
Senior Lien Premium 2016 Revenue Bonds	5,628,612	6,188,955
Senior Lien Revenue Bond Premium 2018	2,380,462	2,638,859
Senior Lien Revenue Bond Premium 2020A	10,671,784	10,954,934
Senior Lien Refunding Bond Premium 2020B	10,211,019	10,746,095
Senior Lien Revenue Bonds Premium 2020E	20,852,711	22,568,098
Senior Lien Revenue Bonds Premium 2021B	51,658,057	52,518,990
Senior Lien Refunding Bonds Premium 2021D	42,647,555	43,699,381
Total Senior Lien Revenue Bonds	1,605,509,160	1,624,735,644
Sub Lien Revenue Bonds:		
Subordinate Lien Refunding Bonds 2016	66,285,000	69,055,000
Subordinate Lien Refunding Bonds 2020D	89,345,000	93,430,000
Subordinate Lien BANS 2020F	-	110,875,000
Subordinate Lien Refunding Bonds 2020G	61,570,000	61,570,000
Subordinate Lien BANS 2021C	244,185,000	244,185,000
Subordinate Refunding 2016 Premium/Discount	3,625,777	4,305,611
Subordinate Lien BANS 2020F Premium	-	2,335,004
Subordinate Lien Refunding Bonds Premium 2020G	5,989,968	6,393,940
Subordinate Lien BANS 2021C Premium	12,051,822	19,663,500
Total Sub Lien Revenue Bonds	483,052,567	611,813,055

Central Texas Regional Mobility Authority
Balance Sheet
as of May 31, 2025

	as of 05/31/2025	as of 05/31/2024
Other Obligations		
TIFIA Note 2021 - 183S	322,354,437	322,288,707
TIFIA Note 2021 - 290E	41,088,581	41,080,203
TIFIA Note 2021 - 183A Phase III	106,712,890	-
71E TxDOT Obligation - Long Term	42,432,738	49,167,292
Regions 2022 MoPac Loan	22,490,900	23,765,900
Total Other Obligations	535,079,546	436,302,103
Total Long Term Liabilities	2,628,057,310	2,675,738,895
Total Liabilities	2,676,540,189	2,742,158,389
NET ASSETS		
Contributed Capital	-	121,462,104
Net Assets Beginning	776,080,594	563,196,620
Current Year Operations	65,331,738	74,617,464
Total Net Assets	841,412,332	759,276,188
Total Liabilities and Net Assets	3,517,952,521	3,501,434,577

Central Texas Regional Mobility Authority
Statement of Cash Flow
as of May 2025

Cash flows from operating activities:

Receipts from toll revenues	246,124,328
Receipts from other sources	956,821
Payments to vendors	(100,593,416)
Payments to employees	(5,935,510)
Net cash flows provided by (used in) operating activities	<u>140,552,222</u>

Cash flows from capital and related financing activities:

Payment on Intangible assets	(6,134,118)
Interest Expense	(90,742,688)
Payments on bonds / loans	(46,571,616)
RIF Contribution	(10,000,000)
Acquisition of capital assets - non project	(225,756,753)
Acquisitions of construction in progress	81,756,561
Net cash flows provided by (used in) capital and related financing activities	<u>(297,448,613)</u>

Cash flows from investing activities:

Interest income	36,623,892
Purchase of investments	(42,178,615)
Net cash flows provided by (used in) investing activities	<u>(5,554,723)</u>

Net increase (decrease) in cash and cash equivalents	(162,451,114)
Cash and cash equivalents at beginning of period	<u>817,680,594</u>
Cash and cash equivalents at end of period	<u>655,229,480</u>

Reconciliation of change in net assets to net cash provided by operating activities:

Operating income	65,331,738
Adjustments to reconcile change in net assets to net cash provided by operating activities:	
Depreciation and amortization	61,954,957
Changes in assets and liabilities:	
Decrease in accounts receivable	1,205,972
Increase in prepaid expenses and other assets	(343,228)
Decrease in accrued expenses	(32,175,163)
Decrease in Interest expense	80,850,541
Increase in interest receivable	(36,272,595)
Total adjustments	75,220,484
Net cash flows provided by (used in) operating activities	<u>140,552,222</u>

Reconciliation of cash and cash equivalents:

Unrestricted cash and cash equivalents	236,578,807
Restricted cash and cash equivalents	<u>418,650,672</u>
Total	<u>655,229,480</u>

CTRMA INVESTMENT REPORT

Month Ending May 31, 2025

	Balance 5/1/2025	Accrued Interest	Additions	Cash Transfers	Withdrawals	Balance 5/31/2025	Rate May '25
Amount in Trustee TexStar							
2013 Sub Lien Debt Service Reserve	632,760.02	2,308.45				635,068.47	4.30%
General Fund	10,489,025.62	38,265.77				10,527,291.39	4.30%
Trustee Operating Fund	12,519,773.52	49,436.19		2,000,000.00		14,569,209.71	4.30%
Renewal and Replacement	8.70					8.70	4.30%
TxDOT Grant Fund	518,174.83	1,890.42				520,065.25	4.30%
Senior Lien Debt Service Reserve Fund	440,418.17	1,606.73				442,024.90	4.30%
2015 Senior Series B Project	398,859.67	1,455.11				400,314.78	4.30%
2015C TIFIA Project acct	792,397.68	2,890.81				795,288.49	4.30%
2018 290E III Senior Project	1,062,112.59	3,874.78				1,065,987.37	4.30%
	26,853,530.80	101,728.26	-	2,000,000.00	-	28,955,259.06	
Amount in TexStar Operating Fund							
	2,818,090.34	8,950.72		3,000,000.00	5,250,000.00	577,041.06	4.30%
Goldman Sachs							
Operating Fund	5,881,587.55	20,032.36	411.44	-	5,217.04	5,896,814.31	4.20%
2020A Senior Lien Debt Service Account	1,222,030.19	3,547.32		303,604.17		1,529,181.68	4.20%
2020B Senior Lien Debt Service Fund	1,117,016.80	3,244.01		276,858.33		1,397,119.14	4.20%
2020C Senior Lien Debt Service Fund	3,352,251.72	9,737.52		830,007.73		4,191,996.97	4.20%
2020D Sub Lien Debt Service Fund	2,346,863.72	6,818.26		580,578.57		2,934,260.55	4.20%
2020D Sub Debt Service Reserve Fund	9,226,076.27	32,104.78				9,258,181.05	4.20%
2020E Sr Lien Project	176,886.70	3,708.58	1,350,000.00		1,475,028.41	55,566.87	4.20%
2020E Sr Ln Project Cap I	4,851,828.59	16,883.33				4,868,711.92	4.20%
2020F Sub Lien Debt Service Fund	36,821.74	128.13				36,949.87	4.20%
2020G Sub Lien Debt Service Acct	857,325.12	2,489.30		212,716.67		1,072,531.09	4.20%
2020G Sub Debt Service Reserve Fund	4,526,335.87	15,750.69				4,542,086.56	4.20%
2021A TIFIA Sub Lien Debt Serv Reserve	22,255,320.90	77443.78				22,332,764.68	4.20%
2021A TIFIA Sub Lien Debt Service Acct 183S	2,811,102.99	8,417.34		587,628.17		3,407,148.50	4.20%
2021A TIFIA Sub Lien Debt Service Acct Manor	299,834.82	869.24		74,710.00		375,414.06	4.20%
2021B Senior Lien Cap I Project Fund	20,951,476.05	72,906.68				21,024,382.73	4.20%
2021B Senior Lien Project	143,946.31	663.28	13,400,000.00		13,268,003.09	276,606.50	4.20%
2021B Senior Lien Cap I Debt Service Acct	9,728.25	33.82				9,762.07	4.20%
2021C Sub Lien Cap I Project Fund	1,515.70	5.27				1,520.97	4.20%
2021C Sub Lien Project	2,199,777.00	17,526.67			244.98	2,217,058.69	4.20%
2021C Sub Lien Debt Service Fund	4,100,640.69	11,906.47		1,017,437.50		5,129,984.66	4.20%
2021D Senior Lien Debt Service Fund	3,928,061.54	11,405.89		974,395.83		4,913,863.26	4.20%
2021E Senior Lien Debt Service Fund	4,336,420.34	12,594.18		1,074,599.89		5,423,614.41	4.20%
2010 Senior DSF	3,681,052.79	10,696.86		910,000.00		4,601,749.65	4.20%
2011 Senior Lien Debt Service Acct	972,477.00	2,835.60		236,250.00		1,211,562.60	4.20%
2013 Senior Lien Debt Service Fund	45,596.89	158.69				45,755.58	4.20%
2013 Sub Debt Service Reserve Fund	254,747.19	886.57			35,000.00	220,633.76	4.20%
2013 Subordinate Debt Service Fund	35,886.21	124.89				36,011.10	4.20%
2015A Sr Lien Debt Service	1,889,176.85	6,574.72				1,895,751.57	4.20%
2015B Project	4,527,608.01	15,774.52			29,012.51	4,514,370.02	4.20%
2015C TIFIA Project	2,126,009.93	7,398.95				2,133,408.88	4.20%
2016 Sr Lien Rev Refunding Debt Service	3,733,134.72	11,529.43		629,628.13		4,374,292.28	4.20%
2016 Sub Lien Rev Refunding Debt Service	1,996,218.10	5,799.33		494,146.88		2,496,164.31	4.20%
2016 Sub Lien Rev Refunding DSR	7,949,747.25	27,666.76				7,977,414.01	4.20%
2018 Senior Debt Service Fund 290E III	1,080,578.99	3,138.51		267,687.50		1,351,405.00	4.20%
2018 290E III Senior Project	7,896,960.62	27,493.44			5,569.81	7,918,884.25	4.20%
TxDOT Grant Fund	805,414.01	2,803.01				808,217.02	4.20%
TxDOT Reimb - US 183N 4th GP Lane	16,597,108.37	44,211.62				16,641,319.99	4.20%
Renewal and Replacement	60.21	2.61		484,115.00	484,174.91	2.91	4.20%
Revenue Fund	17,346,165.69	60,854.26	25,277,216.98	(22,857,648.54)		19,826,588.39	4.20%
General Fund	16,264,220.29	47,979.65	107,090,015.00	6,095,505.79	60,744,175.76	68,753,544.97	4.20%
Senior Lien Debt Service Reserve Fund	101,626,714.20	353,681.90				101,980,396.10	4.20%
71E Revenue Fund	6,127,089.81	19,428.78	589,797.18	885,353.94	163,873.77	7,457,795.94	4.20%
MoPac Revenue Fund	-	2,978.74	589,343.51	(485,051.27)		107,270.98	4.20%
MoPac General Fund	21,059,405.39	68,444.19		1,830,877.05	169,603.34	22,789,123.29	4.20%
MoPac Operating Fund	3,256,336.94	10,722.71		400,000.00	602,572.45	3,064,487.20	4.20%
MoPac Loan Repayment Fund	1,455,766.56	4,574.10		176,598.66		1,636,939.32	4.20%
	315,360,324.88	1,063,976.74	148,296,784.11	(5,000,000.00)	76,982,476.07	382,738,609.66	
Amount in Fed Agencies and Treasuries							
Total in Pools - TxStar							
	29,671,621.14	110,678.98	-	5,000,000.00	5,250,000.00	29,532,300.12	
Total in Goldman Sachs FSGF							
	315,360,324.88	1,063,976.74	148,296,784.11	(5,000,000.00)	76,982,476.07	382,738,609.66	
Total in Treasury SLGS							
	317,600,000.00	7,816,180.56	-	-	121,250,000.00	204,166,180.56	
Total in Fed Agencies and Treasuries							
	223,595,006.10	-	59,708,260.00	-	-	283,303,266.10	
Total Invested	886,226,952.12	8,990,836.28	208,005,044.11	-	203,482,476.07	899,740,356.44	

All Investments in the portfolio are in compliance with the CTRMA's Investment policy and the relevent provisions of the Public Funds Investment Act Chapter 2256.023

José Hernández, CFO

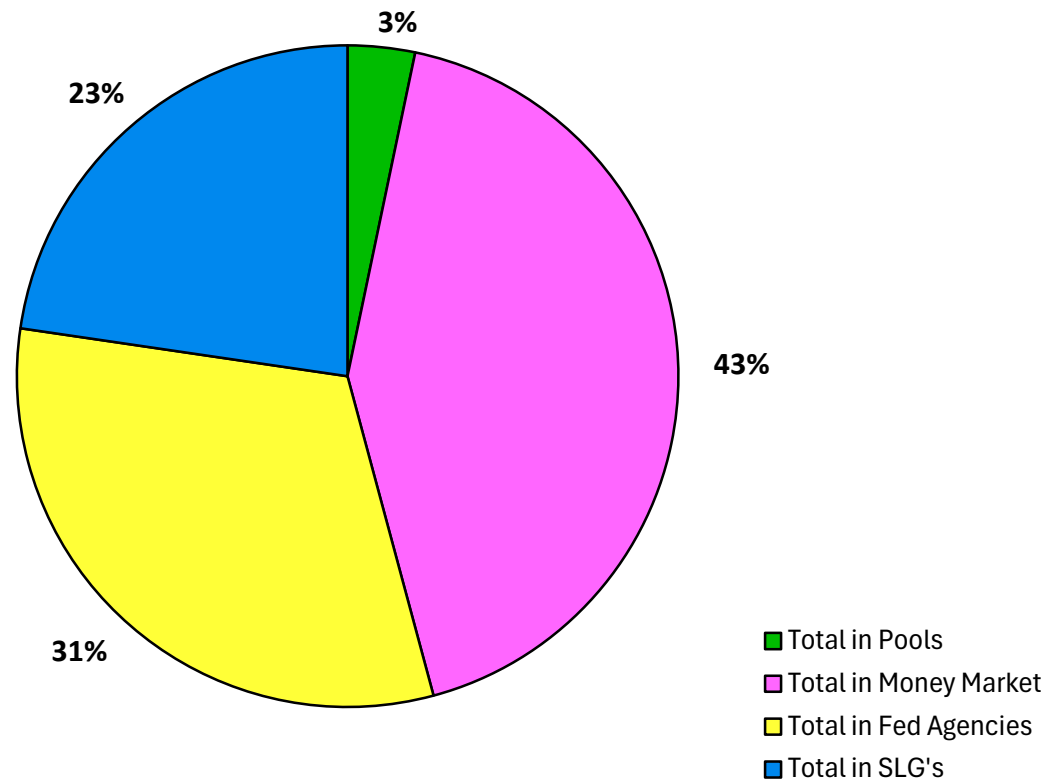
Ann Zigmund, Controller

Investments by Fund

Fund	TexSTAR	TexSTAR-Trustee	Goldman Sachs	Agencies / Treasuries / SLGS	Balance
Renewal and Replacement Fund	8.70		2.91		11.61
Grant Fund	520,065.25		808,217.02	10,000,000.00	11,328,282.27
TxDOT Reimb - US 183N 4th GP Lane			16,641,319.99	9,912,068.10	26,553,388.09
Senior Debt Service Reserve Fund	442,024.90		101,980,396.10	20,000,000.00	122,422,421.00
2010 Senior Lien Debt Service			4,601,749.65		4,601,749.65
2011 Sr Debt Service			1,211,562.60		1,211,562.60
2013 Sr Debt Service			45,755.58		45,755.58
2013 Sub Debt Service			36,011.10		36,011.10
2013 Sub Debt Service Reserve Fund	635,068.47		220,633.76		855,702.23
2015 Sr Debt Service			1,895,751.57		1,895,751.57
2016 Sr Lien Rev Refunding Debt Service			4,374,292.28		4,374,292.28
2016 Sub Lien Rev Refunding Debt Service			2,496,164.31		2,496,164.31
2016 Sub Lien Rev Refunding DSR			7,977,414.01		7,977,414.01
Operating Fund	14,569,209.71	577,041.06	5,896,814.31		21,043,065.08
Revenue Fund			19,826,588.39		19,826,588.39
General Fund	10,527,291.39		68,753,544.97	168,592,092.27	247,872,928.63
71E Revenue Fund			7,457,795.94	34,799,105.73	42,256,901.67
MoPac Revenue Fund			107,270.98		107,270.98
MoPac General Fund			22,789,123.29		22,789,123.29
MoPac Operating Fund			3,064,487.20		3,064,487.20
MoPac Loan Repayment Fund			1,636,939.32		1,636,939.32
2015B Project	400,314.78		4,514,370.02		4,914,684.80
2015 TIFIA Project	795,288.49		2,133,408.88	40,000,000.00	42,928,697.37
2018 Sr Lien Debt Service			1,351,405.00		1,351,405.00
2018 Sr Lien Project	1,065,987.37		7,918,884.25		8,984,871.62
2020A Senior Lien Debt Service			1,529,181.68		1,529,181.68
2020B Senior Lien Debt Service			1,397,119.14		1,397,119.14
2020C Senior Lien Debt Service			4,191,996.97		4,191,996.97
2020D Sub Lien Debt Service			2,934,260.55		2,934,260.55
2020D Sub Debt Service Reserve Fund			9,258,181.05		9,258,181.05
2020E Senior Lien Project			55,566.87	71,438,485.16	71,494,052.03
2020E Senior Lien Project Cap Interest			4,868,711.92		4,868,711.92
2020F Sub Lien Deb Service			36,949.87		36,949.87
2020G Sub Lien Debt Service			1,072,531.09		1,072,531.09
2020G Sub Lien Debt Service Reserve			4,542,086.56		4,542,086.56
2021A Sub Lien Debt Service Reserve			22,332,764.68		22,332,764.68
2021A Sub Debt Service			3,782,562.56		3,782,562.56
2021B Senior Lien Cap I Project Fund			21,024,382.73		21,024,382.73
2021B Senior Lien Project			276,606.50	126,817,224.73	127,093,831.23
2021B Senior Lien Cap I Debt Service Acct			9,762.07		9,762.07
2021C Sub Lien Cap I Project Fund			1,520.97		1,520.97
2021C Sub Lien Project			2,217,058.69	5,910,470.67	8,127,529.36
2021C Sub Lien Debt Service			5,129,984.66		5,129,984.66
2021D Senior Lien Debt Service			4,913,863.26		4,913,863.26
2021E Senior Lien Debt Service			5,423,614.41		5,423,614.41
Totals	28,955,259.06	577,041.06	382,738,609.66	487,469,446.66	899,740,356.44

5/31/2025

Allocation of Funds



						Interest Income	
Bank	Fund	Cost	Cummulative Amortization	Book Value	Maturity Value	Accrued Interest	Interest Earned
6180000120	GENERAL	11,882,736.42		11,882,736.42	12,000,000.00	113,036.99	288,340.12
6180000120	GENERAL	20,000,000.00		20,000,000.00	20,000,000.00		954,000.00
6180000059	SENLIENDSR	20,000,000.00		20,000,000.00	20,000,000.00		1,431,000.00
6180000120	GENERAL	42,001,095.85		42,001,095.85	42,485,000.00		
6180005349	2015TIFIAP	10,000,000.00		10,000,000.00	10,000,000.00		361,930.56
6180000157	TXDOTGRANT	10,000,000.00		10,000,000.00	10,000,000.00		361,930.56
6146001086	71E REVENU	15,000,000.00		15,000,000.00	15,000,000.00		161,625.00
6180000120	GENERAL	35,000,000.00		35,000,000.00	35,000,000.00		377,125.00
6180005349	2015TIFIAP	30,000,000.00		30,000,000.00	30,000,000.00		680,600.00
6146001086	71E REVENU	19,799,105.73		19,799,105.73	19,775,000.00	195,018.64	
1001042396	TXDOT REIM	9,912,068.10		9,912,068.10	9,900,000.00	97,632.60	
6180000120	GENERAL	20,000,000.00		20,000,000.00	20,000,000.00		
6180000120	GENERAL	19,596,260.00		19,596,260.00	20,000,000.00	55,250.00	
6180000120	GENERAL	20,112,000.00		20,112,000.00	20,000,000.00	360,290.06	
		283,303,266.10	-	283,303,266.10	284,160,000.00	821,228.29	4,616,551.24

Travis County Road Funds

	Balance 5/1/2025	Accrued Interest	Additions	Withdrawals	Balance 5/31/2025
Travis County Elroy Road	3,206,404.89	11,158.95	611.90		3,218,175.74
Travis County Ross Road	323,497.25	1,135.14		8,859.56	315,772.83
Travis County Old San Antonio Road	92,567.35	334.12		5,025.72	87,875.75
Travis County Old Lockhart Road	245,323.94	859.72		42.69	246,140.97
Travis County County Line Road	2,552,442.90	8,881.96		1,435.53	2,559,889.33
Travis County South Pleasant Valley Road	246,320.44	857.25		11,661.27	235,516.42
Travis County Thaxton Road	181,597.08	643.93		8,803.57	173,437.44
Travis County Pearce Lane Road	138,244.63	481.06		18,730.53	119,995.16
	6,986,398.48	24,352.13	611.90	54,558.87	6,956,803.64

State and Local Government Series as of 5/31/25											
Bank	Fund	Agency	Arbitrage Yield	CUSIP	Yield	Purchased Date	Purchase Value	Beginning	Accrued Interest	Withdrawals	End Value
1001021281	2021CPROJ	State and Local Government Series (SLGS)	1.831%	99SLA1060	4.18%	4/23/2024	35,000,000.00	35,000,000.00	410,470.67	29,500,000.00	5,910,470.67
1001021273	2021BPROJ	State and Local Government Series (SLGS)	1.831%	99SLA1078	4.18%	4/23/2024	210,000,000.00	210,000,000.00	7,217,224.73	90,400,000.00	126,817,224.73
1001021533	2020E PRJ	State and Local Government Series (SLGS)	1.831%	99SLA4270	4.18%	4/1/2025	72,600,000.00	72,600,000.00	188,485.16	1,350,000.00	71,438,485.16
							317,600,000.00	317,600,000.00	7,816,180.56	121,250,000.00	204,166,180.56

TexSTAR

MONTHLY NEWSLETTER

MAY 2025



PERFORMANCE

As of May 31, 2025

Current Invested Balance	\$ 12,103,247,938.00
Weighted Average Maturity (1)	41 Days
Weighted Average Life (2)	105 Days
Net Asset Value	0.999937
Total Number of Participants	1103
Management Fee on Invested Balance	0.06%*
Interest Distributed	\$ 46,487,379.64
Management Fee Collected	\$ 640,383.58
% of Portfolio Invested Beyond 1 Year	8.72%
Standard & Poor's Current Rating	AAAm

Rates reflect historical information and are not an indication of future performance.

May Averages

Average Invested Balance	\$ 12,566,937,251.59
Average Monthly Yield, on a simple basis	4.2954%
Average Weighted Maturity (1)	42 Days
Average Weighted Life (2)	105 Days

Definition of Weighted Average Maturity (1) & (2)

(1) This weighted average maturity calculation uses the SEC Rule 2a-7 definition for stated maturity for any floating rate instrument held in the portfolio to determine the weighted average maturity for the pool. This Rule specifies that a variable rate instruction to be paid in 397 calendar days or less shall be deemed to have a maturity equal to the period remaining until the next readjustment of the interest rate.
(2) This weighted average maturity calculation uses the final maturity of any floating rate instruments held in the portfolio to calculate the weighted average maturity for the pool.

The maximum management fee authorized for the TexSTAR Cash Reserve Fund is 12 basis points. This fee may be waived in full or in part in the discretion of the TexSTAR co-administrators at any time as provided for in the TexSTAR Information Statement.

NEW PARTICIPANTS

We would like to welcome the following entities who joined the TexSTAR program in May:

- * City of Annona * Dowdell Public Utility District * Franklin County
- * Riceland Municipal Utility District No. 2 * Riceland Municipal Utility District No. 3
- * City of Pelican Bay * Riceland Management District * Riceland Municipal Utility District No. 1
- * Harris County Municipal Utility District No. 64 * Malta Independent School District * City of Mount Enterprise

HOLIDAY REMINDER

In observance of **Juneteenth National Independence Day, TexSTAR will be closed on Thursday, June 19, 2025.** All ACH transactions initiated on Wednesday, June 18th will settle on Friday, June 20th. Please note that on Wednesday, June 18th, TexSTAR will close at its normal time.

In observance of **Independence Day, TexSTAR will be closed on Friday, July 4, 2025.** All ACH transactions initiated on Thursday, July 3rd will settle on Monday, July 7th. Notification of any early transaction deadlines on the business day preceding this holiday will be sent by email to the primary contact on file for all TexSTAR participants.

ECONOMIC COMMENTARY

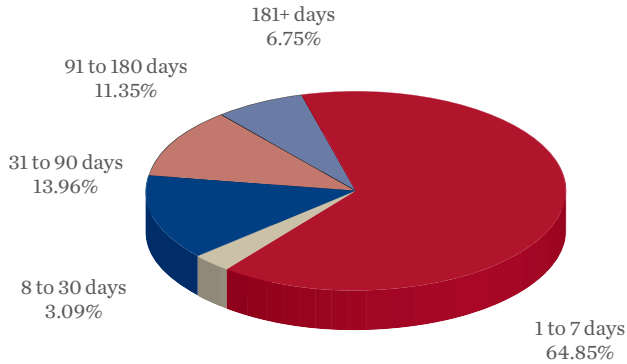
Market review

In May 2025, the economic landscape was marked by frequent changes in tariff policies, complicating analysis and potentially slowing economic growth. The uncertainty surrounding the outlook intensified due to legal challenges questioning the administration's justification for tariffs. Despite these hurdles, the U.S. demonstrated resilience amid the trade war and sudden policy shifts, maintaining a degree of stability in evolving economic conditions. At the end of April, the U.S. and China were entrenched in a trade war, with tariffs on Chinese goods set at a steep 145% and tariffs on U.S. imports at 125%. As May unfolded, the two economic giants reached a temporary agreement to reduce reciprocal tariffs, aiming to de-escalate the trade war. The U.S. lowered tariffs on Chinese goods from 145% to 30%, while China reduced tariffs on U.S. imports from 125% to 10%. However, tensions with the European Union escalated as President Trump threatened a 50% tariff on EU goods, impacting European markets due to stagnant negotiations. Additionally, President Trump proposed a 25% tariff on iPhones not manufactured in the United States. Trade policy was further complicated on the legal front, with the Court of International Trade ruling that some of President Trump's tariff actions, such as fentanyl tariffs and Liberation Day reciprocal tariffs imposed under the International Emergency Economic Powers Act of 1977, overstepped presidential authority.

(continued page 4)

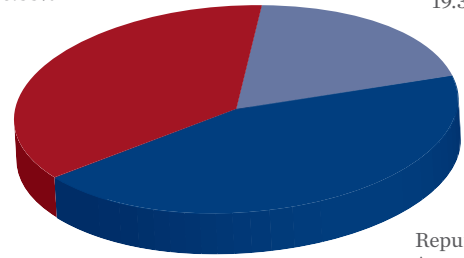
INFORMATION AT A GLANCE

PORTFOLIO BY TYPE OF INVESTMENT AS OF MAY 31, 2025



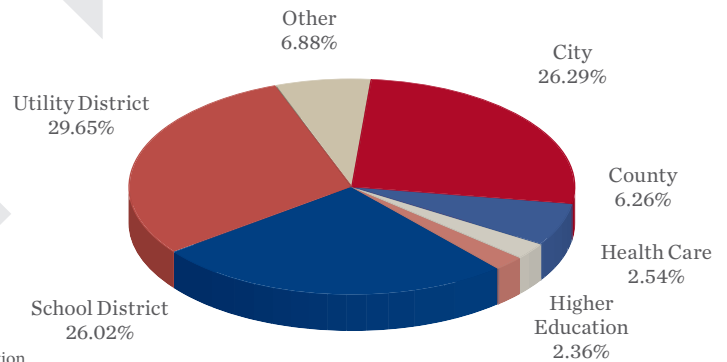
Treasuries
36.55%

Agencies
19.38%



Repurchase
Agreements
44.07%

PORTFOLIO BY MATURITY AS OF MAY 31, 2025 (1)



DISTRIBUTION OF PARTICIPANTS BY TYPE AS OF MAY 31, 2025

(1) Portfolio by Maturity is calculated using WAM (1) definition for stated maturity. See page 1 for definition

HISTORICAL PROGRAM INFORMATION

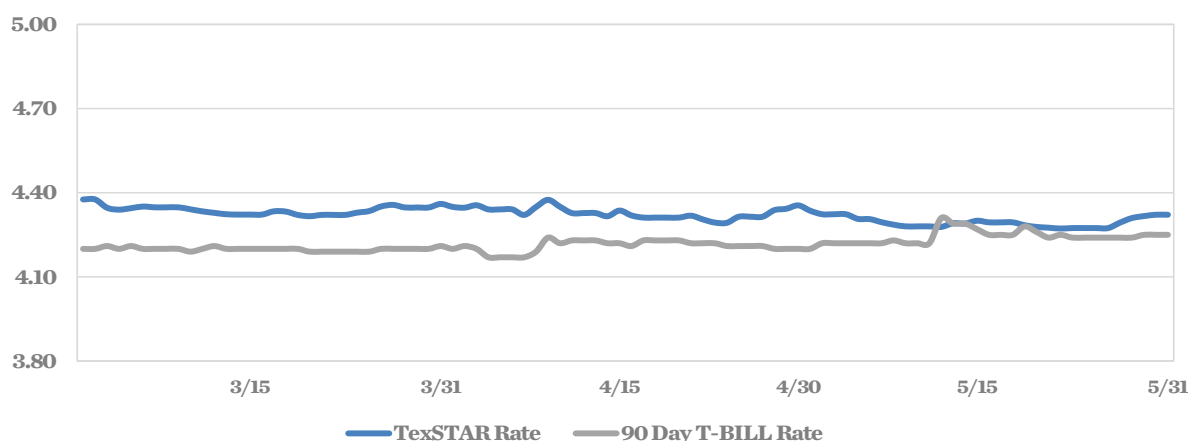
MONTH	AVERAGE RATE	BOOK VALUE	MARKET VALUE	NET ASSET VALUE	WAM (1)	WAL (2)	NUMBER OF PARTICIPANTS
May 25	4.2954%	\$12,103,247,938.00	\$12,102,961,218.01	0.999937	42	105	1103
Apr 25	4.3288%	12,882,237,563.53	12,882,447,062.78	1.000016	41	108	1092
Mar 25	4.3394%	12,954,908,093.63	12,955,435,994.98	1.000040	37	88	1089
Feb 25	4.3625%	13,098,975,899.81	13,101,204,943.33	1.000090	37	88	1083
Jan 25	4.3896%	12,490,576,395.79	12,493,366,838.19	1.000123	38	94	1079
Dec 24	4.5642%	11,011,396,681.51	11,014,513,690.84	1.000229	36	93	1075
Nov 24	4.7112%	10,166,178,873.71	10,168,700,798.41	1.000189	29	89	1071
Oct 24	4.8722%	10,685,059,311.14	10,687,382,798.75	1.000217	26	70	1063
Sep 24	5.1324%	10,713,994,849.49	10,717,808,636.16	1.000355	26	66	1056
Aug 24	5.2939%	10,960,587,143.65	10,963,170,866.05	1.000150	31	61	1048
Jul 24	5.3131%	11,614,008,231.39	11,614,697,399.72	1.000059	33	64	1043
Jun 24	5.3126%	10,696,510,063.51	10,695,858,054.79	0.999939	36	66	1040

PORTFOLIO ASSET SUMMARY AS OF MAY 31, 2025

	BOOK VALUE	MARKET VALUE
Uninvested Balance	\$ 287,893.10	\$ 287,893.10
Accrual of Interest Income	21,016,358.73	21,016,358.73
Interest and Management Fees Payable	(46,522,592.70)	(46,522,592.70)
Payable for Investment Purchased	0.00	0.00
Repurchase Agreement	5,344,809,000.00	5,344,809,000.00
Government Securities	6,783,657,278.87	6,783,370,558.88
TOTAL	\$ 12,103,247,938.00	\$ 12,102,961,218.01

Market value of collateral supporting the Repurchase Agreements is at least 102% of the Book Value. The portfolio is managed by J.P. Morgan Chase & Co. and the assets are safekept in a separate custodial account at the Federal Reserve Bank in the name of TexSTAR. The only source of payment to the Participants are the assets of TexSTAR. There is no secondary source of payment for the pool such as insurance or guarantee. Should you require a copy of the portfolio, please contact TexSTAR Participant Services.

TEXSTAR VERSUS 90-DAY TREASURY BILL



This material is for information purposes only. This information does not represent an offer to buy or sell a security. The above rate information is obtained from sources that are believed to be reliable; however, its accuracy or completeness may be subject to change. The TexSTAR management fee may be waived in full or in part at the discretion of the TexSTAR co-administrators and the TexSTAR rate for the period shown reflects waiver of fees. This table represents historical investment performance/return to the customer, net of fees, and is not an indication of future performance. An investment in the security is not insured or guaranteed by the Federal Deposit Insurance Corporation or any other government agency. Although the issuer seeks to preserve the value of an investment of \$1.00 per share, it is possible to lose money by investing in the security. Information about these and other program details are in the fund's Information Statement which should be read carefully before investing. The yield on the 90-Day Treasury Bill ("T-Bill Yield") is shown for comparative purposes only. When comparing the investment returns of the TexSTAR pool to the T-Bill Yield, you should know that the TexSTAR pool consists of allocations of specific diversified securities as detailed in the respective Information Statements. The T-Bill Yield is taken from Bloomberg Finance L.P. and represents the daily closing yield on the then current 90-Day T-Bill. The TexSTAR yield is calculated in accordance with regulations governing the registration of open-end management investment companies under the Investment Company Act of 1940 as promulgated from time to time by the federal Securities and Exchange Commission.

DAILY SUMMARY FOR MAY 2025

DATE	MNY MKT FUND EQUIV. [SEC Std.]	DAILY ALLOCATION FACTOR	INVESTED BALANCE	MARKET VALUE PER SHARE	WAM DAYS (1)	WAL DAYS (2)
5/1/2025	4.3361%	0.000118798	\$12,887,295,106.89	1.000008	40	105
5/2/2025	4.3236%	0.000118456	\$12,840,238,073.45	0.999983	41	106
5/3/2025	4.3236%	0.000118456	\$12,840,238,073.45	0.999983	40	105
5/4/2025	4.3236%	0.000118456	\$12,840,238,073.45	0.999983	39	104
5/5/2025	4.3070%	0.000118001	\$12,813,776,641.22	0.999982	41	105
5/6/2025	4.3061%	0.000117976	\$12,808,296,265.17	0.999996	41	105
5/7/2025	4.2951%	0.000117675	\$12,796,696,583.56	0.999978	41	105
5/8/2025	4.2863%	0.000117432	\$12,718,686,277.07	0.999970	41	105
5/9/2025	4.2802%	0.000117265	\$12,852,531,732.86	0.999972	41	104
5/10/2025	4.2802%	0.000117265	\$12,852,531,732.86	0.999972	40	103
5/11/2025	4.2802%	0.000117265	\$12,852,531,732.86	0.999972	39	102
5/12/2025	4.2783%	0.000117215	\$12,812,797,799.02	0.999933	40	103
5/13/2025	4.2916%	0.000117578	\$12,733,830,554.68	0.999938	42	105
5/14/2025	4.2902%	0.000117541	\$12,596,093,296.51	0.999934	44	107
5/15/2025	4.3004%	0.000117818	\$12,702,311,249.32	0.999954	43	106
5/16/2025	4.2946%	0.000117660	\$12,668,367,227.27	0.999937	44	106
5/17/2025	4.2946%	0.000117660	\$12,668,367,227.27	0.999937	43	105
5/18/2025	4.2946%	0.000117660	\$12,668,367,227.27	0.999937	42	104
5/19/2025	4.2842%	0.000117376	\$12,537,854,709.81	0.999954	43	106
5/20/2025	4.2782%	0.000117210	\$12,544,797,783.16	0.999950	43	105
5/21/2025	4.2755%	0.000117138	\$12,311,318,956.61	0.999938	43	107
5/22/2025	4.2725%	0.000117055	\$12,262,883,777.84	0.999940	43	106
5/23/2025	4.2742%	0.000117102	\$12,255,362,852.44	0.999918	44	107
5/24/2025	4.2742%	0.000117102	\$12,255,362,852.44	0.999918	43	106
5/25/2025	4.2742%	0.000117102	\$12,255,362,852.44	0.999918	42	105
5/26/2025	4.2742%	0.000117102	\$12,255,362,852.44	0.999918	41	104
5/27/2025	4.2937%	0.000117636	\$12,222,900,873.70	0.999939	42	105
5/28/2025	4.3100%	0.000118081	\$12,287,168,618.68	0.999927	41	104
5/29/2025	4.3169%	0.000118272	\$12,226,987,919.70	0.999938	41	104
5/30/2025	4.3218%	0.000118406	\$12,103,247,938.00	0.999937	42	106
5/31/2025	4.3218%	0.000118406	\$12,103,247,938.00	0.999937	41	105
Average	4.2954%	0.000117683	\$12,566,937,251.59		42	105



ECONOMIC COMMENTARY (cont.)

The court vacated these tariffs and issued a permanent injunction against their enforcement, thereby challenging the President's classification of the situation as an emergency and scrutinizing the use of tariffs as a strategic response. That said, the Trump administration is expected to appeal the ruling and has other legal avenues to impose tariffs.

Amid these evolving trade dynamics, Moody's downgraded the U.S. government's credit rating from Aaa to Aa1 with a stable outlook, becoming the last major credit rating agency to do so following S&P Global and Fitch Ratings downgrades in 2011 and 2023, respectively. Moody's highlighted the increasing debt and interest costs, which are notably higher compared to other similarly rated sovereigns. The downgrade reflected expectations of further fiscal challenges, including a widening deficit and an increasing debt burden in the coming years. Additionally, Moody's pointed out a perceived decline in governance standards, particularly in light of repeated debt limit standoffs. A week later, the U.S. House of Representatives passed President Trump's "One Big Beautiful Bill," a sweeping tax and spending package poised to reshape the fiscal landscape. The bill now moves on to the Senate. While promising substantial tax cuts, it is projected to inflate the national debt by \$3.8 trillion over the next decade, sparking concerns about the fiscal deficit.

Navigating this rocky terrain presented by fiscal policy, the Federal Open Market Committee (FOMC) voted at its May meeting to leave the federal funds rate unchanged at 4.25%-4.50% for the third consecutive meeting. Despite signs of policy-induced weakness, the Federal Reserve (Fed) remained committed to a "wait-and-see" approach, refraining from making meaningful policy adjustments until the impact of tariff policies on the economy becomes clearer. The committee viewed economic activity as solid, attributing the negative 1Q25 GDP print, which came in at a -0.2% seasonally annualized rate in the second revision, to distortions from a spike in imports ahead of anticipated tariffs. Notably, the FOMC statement acknowledged rising risks of both higher inflation and higher unemployment.

In the interim, the perceived risks of higher tariff rates have not appeared in backward-looking hard data. The April CPI report was softer than expected, indicating that businesses have not yet passed on tariff-related costs to consumers. Headline and core CPI both rose by 0.2% month-over-month (m/m), leading to a 2.3% and 2.8% year-over-year (y/y) increase, respectively. Headline and Core PCE for April were marginally above the Fed's 2% target, at 2.15% and 2.52% (y/y, respectively). Labor markets in April remained robust, with the unemployment rate steady at 4.2% and nonfarm payrolls increasing by 177,000, aligning with pre-COVID levels.

Regarding soft data, consumer sentiment measures showed some improvement in May following the easing of trade tensions with China. The Conference Board's consumer confidence index improved to 98.0 from 85.7. Meanwhile, University of Michigan consumer sentiment data remained steady at 52.2, matching April results. Short term inflation expectations ticked up to 6.6% in May from April's downwardly revised 6.5%. While inflation expectations remain elevated, the expected impact of trade policy may not be as drastic as initially thought. Treasury yields increased, with longer-term yields rising more significantly than shorter-term ones as uncertainty due to as shifting tariff policy will likely keep the Fed on the sidelines for longer. Specifically, three-month Treasury bills rose by 5 basis points (bps) to 4.34%, six-month T-bills climbed by 14 bps to 4.32%, and one-year Treasuries saw a notable increase of 25 basis points, reaching 4.11%.

Outlook

Recent market movements have been primarily driven by a relaxation in the administration's tariff policies, following the extreme announcements made on April 2nd and the subsequent days. Additionally, the market has been supported by strong first-quarter earnings, resilient hard economic data, and improved survey data. Despite these positive developments, we are exercising caution as several underlying factors could impact future economic conditions. Even with recent concessions, tariffs remain significantly higher than they were at the beginning of the year and nothing has been finalized. This, coupled with sharply declining immigration and government spending cuts, is likely to exert downward pressure on both supply and demand, potentially dampening economic growth. Current hard economic data appears stable, but some of this may be due to lagged effects, suggesting the possibility of slower growth and higher inflation in the coming months. While tariff policy remains unsettled, attention is increasingly shifting to fiscal policy as the budget reconciliation bill progresses through Congress. As the reconciliation bill progresses, it is becoming increasingly clear that it cannot provide fiscal stimulus to a sluggish economy without exacerbating an already concerning deficit trajectory. This reality may delay or hinder its passage.

(continued page 5)



ECONOMIC COMMENTARY (cont.)

The Fed has little incentive to resume rate cuts, given that policies from other areas of Washington are likely to push inflation higher. During his May FOMC press conference, Jay Powell emphasized that if a tension arises between inflation and employment goals, the Fed will assess how far the economy is from these goals and the time required to achieve them. He and other Fed speakers have noted that current policy is well positioned to address these risks. While recession risks have decreased substantially over the past month as tensions between the U.S. and China have de-escalated, growth is still expected to slow this year. Consequently, we anticipate only one or two rate cuts by the end of 2025.

This information is an excerpt from an economic report dated May 2025 provided to TexSTAR by JP Morgan Asset Management, Inc., the investment manager of the TexSTAR pool.

TEXSTAR BOARD MEMBERS

Monte Mercer	North Central TX Council of Government	Governing Board President
David Pate	Richardson ISD	Governing Board Vice President
David Medanich	Hilltop Securities	Governing Board Secretary
Andrew Linton	J.P. Morgan Asset Management	Governing Board Asst. Sec./Treas
Brett Starr	City of Irving	Advisory Board
Sandra Newby	Qualified Non-Participant	Advisory Board
Ron Whitehead	Qualified Non-Participant	Advisory Board

The material provided to TexSTAR from J.P. Morgan Asset Management, Inc., the investment manager of the TexSTAR pool, is for informational and educational purposes only, as of the date of writing and may change at any time based on market or other conditions and may not come to pass. While we believe the information presented is reliable, we cannot guarantee its accuracy. Hilltop Securities is a wholly owned subsidiary of Hilltop Holdings, Inc. (NYSE: HTH) located at 717 N. Harwood Street, Suite 3400, Dallas, TX 75201, (214) 859-1800. Member NYSE/FINRA/SIPC. Past performance is no guarantee of future results. Investment Management Services are offered through J.P. Morgan Asset Management Inc. and/or its affiliates. Marketing and Enrollment duties are offered through Hilltop Securities and/or its affiliates. Hilltop Securities and J.P. Morgan Asset Management Inc. are separate entities.

**GENERAL MEETING OF THE BOARD OF DIRECTORS
OF THE
CENTRAL TEXAS REGIONAL MOBILITY AUTHORITY**

RESOLUTION NO. 25-034

ADOPT THE FY 2026 – FY 2030 FIVE YEAR CAPITAL PLAN

WHEREAS, in accordance with the Mobility Authority's Strategic Plan, each year the Mobility Authority develops a Five Year Capital Plan to inform the Board and staff on decision making for investments in the Mobility Authority System roadways, facilities, and the MoPac managed lanes; and

WHEREAS, the Mobility Authority staff have developed a proposed FY 2026 – FY 2030 Capital Plan for consideration by the Board in concurrence with the Mobility Authority's annual operating budget; and


WHEREAS, the Executive Director recommends the Board adopt the proposed FY 2026 – FY 2030 Capital Plan, a copy of which is attached hereto as Exhibit A.

NOW THEREFORE, BE IT RESOLVED that the Board hereby approves and adopts the proposed FY 2026 – FY 2030 Capital Plan attached hereto as Exhibit A.


Adopted by the Board of Directors of the Central Texas Regional Mobility Authority on the 25th day of June 2025.

Submitted and reviewed by:

Approved:



James M. Bass
Executive Director



Michael Doss
Secretary, Board of Directors

**GENERAL MEETING OF THE BOARD OF DIRECTORS
OF THE
CENTRAL TEXAS REGIONAL MOBILITY AUTHORITY**

RESOLUTION NO. 25-034

ADOPT THE FY 2026 – FY 2030 FIVE YEAR CAPITAL PLAN

WHEREAS, in accordance with the Mobility Authority's Strategic Plan, each year the Mobility Authority develops a Five Year Capital Plan to inform the Board and staff on decision making for investments in the Mobility Authority System roadways, facilities, and the MoPac managed lanes; and

WHEREAS, the Mobility Authority staff have developed a proposed FY 2026 – FY 2030 Capital Plan for consideration by the Board in concurrence with the Mobility Authority's annual operating budget; and


WHEREAS, the Executive Director recommends the Board adopt the proposed FY 2026 – FY 2030 Capital Plan, a copy of which is attached hereto as Exhibit A.

NOW THEREFORE, BE IT RESOLVED that the Board hereby approves and adopts the proposed FY 2026 – FY 2030 Capital Plan attached hereto as Exhibit A.

Adopted by the Board of Directors of the Central Texas Regional Mobility Authority on the 25th day of June 2025.

Submitted and reviewed by:

Approved:



James M. Bass
Executive Director



Michael Doss
Secretary, Board of Directors

Exhibit A

FY 2026 – FY 2030 Capital Plan



CENTRAL TEXAS REGIONAL
MOBILITY AUTHORITY



FIVE-YEAR CAPITAL PLAN

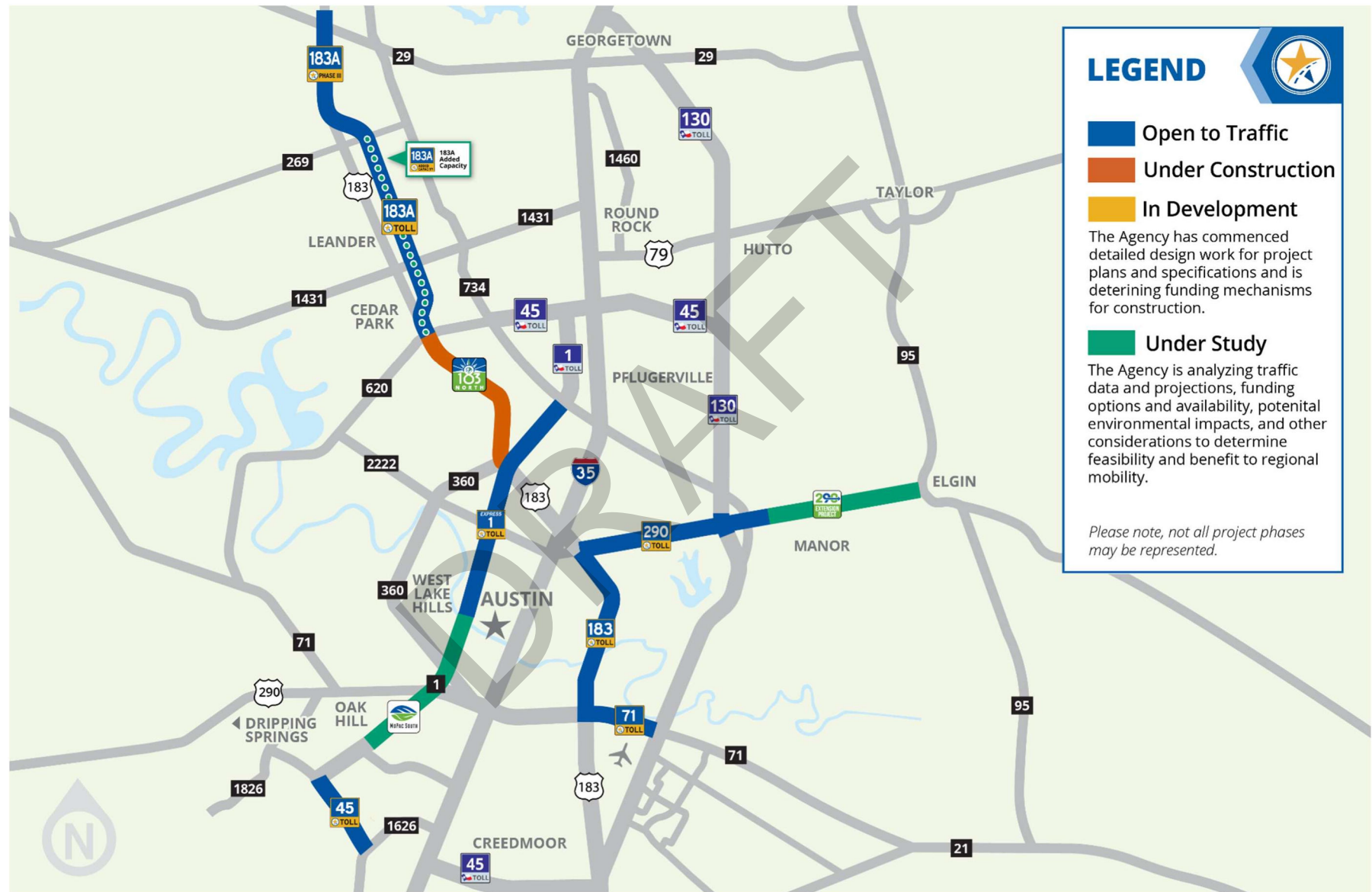
DRAFT JUNE 2025

Table of Contents

CENTRAL TEXAS ROADWAY SYSTEM MAP	2
INTRODUCTION	3
THE CTRMA STRATEGIC PLAN	4
OVERVIEW OF CAPITAL PLANNING PROCESS	5
DESCRIPTION OF CATEGORIES	5
FUNDING SOURCES	6
CAPITAL BY DEPARTMENT	7
ADMINISTRATION	12
OPERATIONS	16
INFORMATION TECHNOLOGY	21
ENGINEERING.....	26

DRAFT

CENTRAL TEXAS ROADWAY SYSTEM MAP



INTRODUCTION

The Central Texas Regional Mobility Authority (CTRMA or Mobility Authority) was established by Travis and Williamson Counties in 2002 as the state's first regional mobility authority. The agency operates under Chapter 370, Regional Mobility Authorities, of the Texas Transportation Code, representing the Texas Legislature's vision to allow local communities greater flexibility in meeting their transportation needs. Our mission is to develop, deliver, operate, and maintain safe, high-quality roadways and related transportation solutions.

The Central Texas Regional Mobility Authority Five-Year Capital Plan (CTRMA Capital Plan) is developed to plan for the maintenance, renewal, improvement and/or replacement of capital assets. The CTRMA System (System) facilities are the 183A Turnpike Project (Phases I, II and III); the 290E Project (Phases I, II and III); the 183 South Project; the SH 71 Express Project, the 183 North Mobility Project and the SH 45 Southwest Project. The 183A Turnpike Project (Phases I, II and III), the 290E Project (Phases I, II and III), the 183 South Project, the SH 71 Express Project and the SH 45 Southwest Project are all currently in operation. The 183 North Mobility Project is under construction. The CTRMA operates and maintains the MoPac Express Lanes (MoPac) currently in operation. However, MoPac is not part of the System.

The CTRMA Capital Plan includes current year estimated expenditures approved through the annual budget process and estimates for the four subsequent years to be used as a tool for planning purposes only. The subsequent years are re-evaluated, updated and/or extended as part of the annual budget process, subject to the prevailing priorities of the Board and fiscal constraints. As a multi-year planning tool, the CTRMA Capital Plan is comprised of projects continued from previous years, projects being initiated in the current year, and those with the potential to be pursued within the next five years.

The CTRMA Capital Plan is adopted annually by the CTRMA Board of Directors as a planning tool to provide a perspective on prospective capital requirements going forward. Projects identified as Priority Rank 1 in the first year of the capital plan have been formally approved and funded by the Board action through the annual budget process. The projects with lower priority rankings and those in the subsequent four years of the CTRMA Capital Plan and projected expenditures are subject to future deliberation by the Board and do not constitute a commitment by the Mobility Authority to approve or fund such projects, however, the Board may exercise discretion to advance certain Rank 2 or 3 projects should the selected projects align with strategic considerations or address emerging needs.

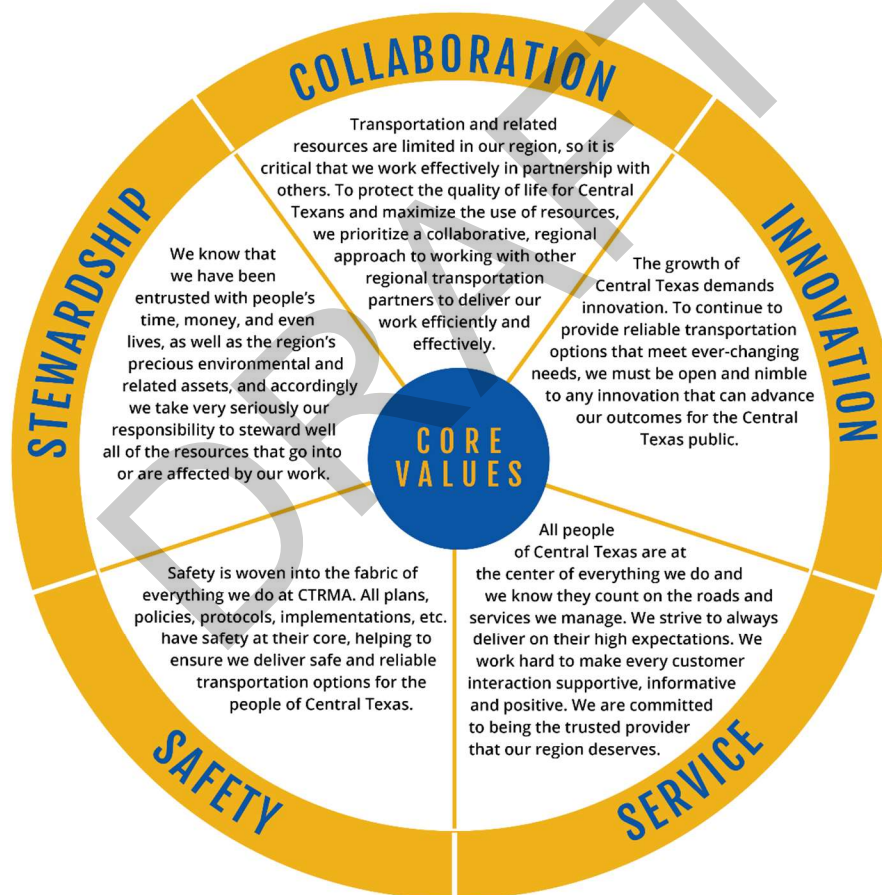
THE CTRMA STRATEGIC PLAN

The CTRMA Strategic Plan serves as the guiding document in the operation of the CTRMA, providing a roadmap to help assure alignment with our vision, mission and values.

CTRMA's **Vision** is to be the most trusted and effective provider of transportation options that enhance the quality of life in Central Texas.

Our **Mission** is to develop, deliver, operate and maintain high-quality roadways and related transportation solutions.

Our **Values** as an organization include:



OVERVIEW OF CAPITAL PLANNING PROCESS

As represented on the prior page, the Board's strategic values and goals are the guidance for decision making, for both operational and capital needs, to allocate limited resources to accomplish the Authority's objectives. In conjunction with the annual budgeting process, capital planning starts with an internal prioritization of needs by the departments, ranking requests in three categories:

1. Absolutely essential to maintain the integrity of the enterprise,
2. Enhancements that would facilitate operations, processes, and/or driver satisfaction, and
3. Improvements that would yield future benefits if affordable (not a critical need now).

Capital requests are then presented and discussed during annual budget deliberations between the department directors, administration, and finance department. Funding parameters are established, and recommendations formulated within those constraints and in conjunction with the workplans of the departments. Funding for the projects recommended in the first year of the capital plan is allocated in the proposed budget that is presented to the Board for their consideration. The Priority Rank 1 first year recommended projects or those projects identified by the Board within the five-year capital plan constitute the capital budget for the upcoming fiscal year.

The five-year capital plan is considered for adoption by the Board typically at the same time as the operating budget. The capital planning process commences in the spring of each year, usually March, when project additions, deletions, reprioritization, and deferral decisions and recommendations are again deliberated upon to start the cycle.

DESCRIPTION OF CATEGORIES

Capital Additions – new projects or equipment not currently a component of the System or MoPac

Renewal and Replacement – projects that will refurbish or replace existing System or MoPac capital components

Capital Improvement Projects – major new construction of roadways

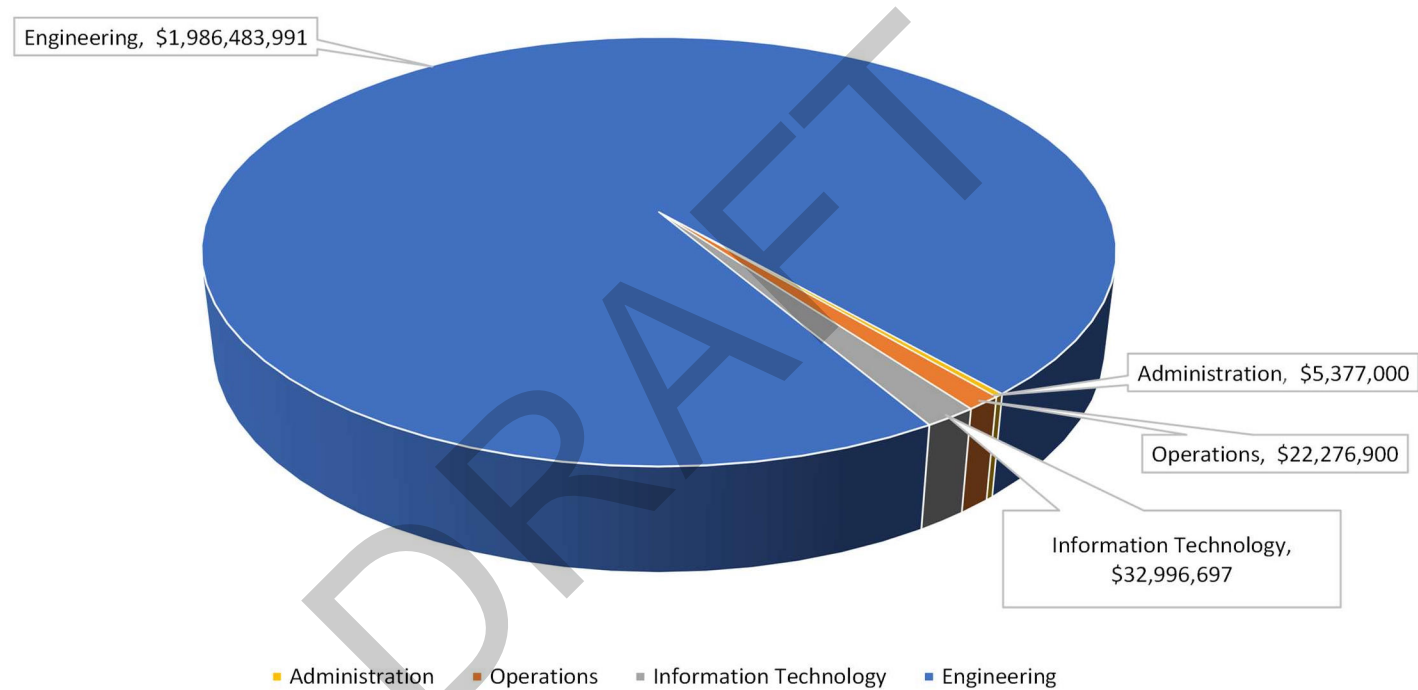
FUNDING SOURCES

The primary funding source for projects in the annual capital budget are net revenues remaining after the payment of operating and maintenance expenses, debt service payments, and any reserves required for payment of debt service. Net revenues are deposited monthly into the Authority's General Fund and capital projects are then expensed from the General Fund or the Renewal and Replacement Fund, depending on their classification.

For capital improvement projects, which are typically the major roadway construction projects, funding is typically provided through capital markets financing in the form of long-term municipal bonds and short-term notes. Once the project is complete and the short-term note proceeds have been expended, upon maturity of the notes, long-term financing for some roadways is provided through U.S. Department of Transportation (USDOT) loans via the Transportation Infrastructure Finance and Innovation Act (TIFIA) loan program. Projects in this category may also be financed by the Authority's General Fund.

DRAFT

FIVE-YEAR CAPITAL FORECAST BY DEPARTMENT



Disclaimer

Projects designated as Priority Rank 1 and scheduled for the first year of the plan have been formally approved and funded through the Board's budget action. These projects have undergone thorough review to ensure alignment with available resources and organizational objectives. Projects included in later years or assigned lower priority rankings remain preliminary and are subject to further evaluation, prioritization, and formal approval during future budget cycles. Priority Rank 2 or 3 projects may be advanced earlier at the discretion of the Board based on strategic considerations or emerging needs.

**Five-Year Capital Plan
Priority Rank #1**

Administration Department							
Project Title	Total Project Cost	Carryover	2026	2027	2028	2029	2030
Enterprise Resource Planning System	\$ 650,000	\$ 650,000	\$ -	\$ -	\$ -	\$ -	\$ -
IT Buildout of new CTRMA Building	\$ 310,000	\$ 60,000	\$ 250,000	\$ -	\$ -	\$ -	\$ -
Fiber Connection to new CTRMA Building	\$ 498,000	\$ -	\$ -	\$ -	\$ -	\$ -	\$ -
Generator for new CTRMA Building	\$ 100,000	\$ 100,000	\$ -	\$ -	\$ -	\$ -	\$ -
Purchase/Retrofit Property for CTRMA Office	\$ 15,000,000	\$ 1,569,000	\$ -	\$ -	\$ -	\$ -	\$ -
CTRMA Office Furniture, Fixtures, and Equipment (FFE), HVAC, Additional Improvements	\$ 2,250,000	\$ -	\$ 2,250,000	\$ -	\$ -	\$ -	\$ -
Grand Total	\$ 18,808,000	\$ 2,877,000	\$ 2,500,000	\$ -	\$ -	\$ -	\$ -
Operations Department							
Project Title	Total Project Cost	Carryover	2026	2027	2028	2029	2030
Pay By Mail Implementation	\$ 2,000,000	\$ 1,000,000	\$ -	\$ 1,000,000	\$ -	\$ -	\$ -
CTRMA App - Requirements Gathering & Procurement	\$ 190,000	\$ 188,500	\$ -	\$ -	\$ -	\$ -	\$ -
CTRMA App - Development & Implementation	\$ 1,000,000	\$ 1,000,000	\$ -	\$ -	\$ -	\$ -	\$ -
TIM Center Video Wall Technology Replacement	\$ 1,015,000	\$ 18,900	\$ -	\$ -	\$ -	\$ -	\$ -
TIM Center Furniture, Fixtures, and Equipment (FFE)	\$ 574,000	\$ 574,000	\$ -	\$ -	\$ -	\$ -	\$ -
CTRMA Co-location Buildout	\$ 75,000	\$ 30,000	\$ -	\$ -	\$ -	\$ -	\$ -
TIM Center Renovation/Expansion	\$ 6,760,000	\$ 6,510,000	\$ -	\$ -	\$ -	\$ -	\$ -
Roadway Traveler Communications - Single Line DMS - MoPac MNLN	\$ 1,700,000	\$ 1,530,000	\$ -	\$ -	\$ -	\$ -	\$ -
Field Operations Building (FOB) Improvements	\$ 2,806,000	\$ 300,000	\$ 2,506,000	\$ -	\$ -	\$ -	\$ -
SUP Improvement: Hydration Stations	\$ 52,000	\$ -	\$ 52,000	\$ -	\$ -	\$ -	\$ -
SUP Improvement: Upgraded Signage	\$ 82,500	\$ -	\$ 82,500	\$ -	\$ -	\$ -	\$ -
SUP Improvement: Bike Racks and Repair Stations	\$ 42,000	\$ -	\$ 42,000	\$ -	\$ -	\$ -	\$ -
Speed Awareness Monitors - (3) Mobile Units	\$ 75,000	\$ -	\$ 75,000	\$ -	\$ -	\$ -	\$ -
Grand Total	\$ 16,371,500	\$ 11,151,400	\$ 2,757,500	\$ 1,000,000	\$ -	\$ -	\$ -
Information Technology Department							
Project Title	Total Project Cost	Carryover	2026	2027	2028	2029	2030
Toll System Replacement - 183A	\$ 7,105,000	\$ 963,500	\$ 6,105,000	\$ -	\$ -	\$ -	\$ -
Toll System Replacement - 183S	\$ 10,000,000	\$ -	\$ -	\$ -	\$ 10,000,000	\$ -	\$ -
Toll System Replacement - 45SW	\$ 1,450,000	\$ 1,450,000	\$ -	\$ -	\$ -	\$ -	\$ -
TIM Center Video Management Software	\$ 600,200	\$ 595,200	\$ -	\$ -	\$ -	\$ -	\$ -
Fixed Camera Array Upgrades	\$ 1,500,500	\$ 1,436,181	\$ -	\$ -	\$ -	\$ -	\$ -
Toll System Replacement - MoPac MNLN	\$ 4,028,000	\$ 2,327,000	\$ -	\$ -	\$ -	\$ -	\$ -
DPS Enhancements	\$ 2,485,000	\$ 1,004,000	\$ 979,530	\$ -	\$ -	\$ -	\$ -
Cabinet Standardization Effort	\$ 1,514,300	\$ 1,504,300	\$ -	\$ -	\$ -	\$ -	\$ -
CCTV Camera Replacements (Systemwide)	\$ 825,000	\$ 275,000	\$ 550,000	\$ -	\$ -	\$ -	\$ -
Roadside Hardening	\$ 2,610,500	\$ 633,000	\$ 1,977,500	\$ -	\$ -	\$ -	\$ -
Toll Cabinet Security Integration System	\$ 290,486	\$ 290,486	\$ -	\$ -	\$ -	\$ -	\$ -
Toll Cabinet Security Integration System - MoPac MNLN	\$ 171,626	\$ 121,500	\$ -	\$ -	\$ -	\$ -	\$ -
Automated License Plate Reader (ALPR)	\$ 375,000	\$ 375,000	\$ -	\$ -	\$ -	\$ -	\$ -
Toll Cabinet Canopy Pilot Project	\$ 145,000	\$ -	\$ 145,000	\$ -	\$ -	\$ -	\$ -
FOB CTRMA Network	\$ 120,000	\$ -	\$ 120,000	\$ -	\$ -	\$ -	\$ -
Grand Total	\$ 33,220,612	\$ 10,975,167	\$ 9,877,030	\$ -	\$ 10,000,000	\$ -	\$ -
Engineering Department							
Project Title	Total Project Cost	Carryover	2026	2027	2028	2029	2030
Maintenance Yard Site Acquisition (ROW Purchase)	\$ 14,400,000	\$ 4,400,000	\$ 10,000,000	\$ -	\$ -	\$ -	\$ -
MoPac South (Preliminary Engineering/Procurement)	\$ 5,000,000	\$ 314,000	\$ 3,686,000	\$ 1,500,000	\$ -	\$ -	\$ -
Maintenance Yard Build-Out	\$ 2,500,000	\$ -	\$ 400,000	\$ 2,100,000	\$ -	\$ -	\$ -
Large & Small Sign Replacement - 290E	\$ 2,300,000	\$ -	\$ 2,300,000	\$ -	\$ -	\$ -	\$ -
Maintenance Equipment	\$ 35,000	\$ 35,000	\$ -	\$ -	\$ -	\$ -	\$ -
PFC - Flexible Pavement w/Delineator Replacement - MoPac MNLN	\$ 12,511,000	\$ -	\$ -	\$ 250,000	\$ 12,261,000	\$ -	\$ -
Maintenance Yard Expansion & Brine Production Facilities - 290E	\$ 2,500,000	\$ 107,000	\$ 2,100,000	\$ -	\$ -	\$ -	\$ -
Pond Repair - 183A	\$ 1,000,000	\$ 197,000	\$ -	\$ -	\$ -	\$ -	\$ -
Metal Beam Guard Fence Upgrade - 290E	\$ 1,600,000	\$ 564,300	\$ -	\$ -	\$ -	\$ -	\$ -
Parmer Lane Wall Repairs - 290E	\$ 1,400,000	\$ 79,691	\$ -	\$ -	\$ -	\$ -	\$ -
183A Added Capacity (Schematic/Environmental/Design)	\$ 13,100,000	\$ 1,732,000	\$ 1,268,000	\$ 6,800,000	\$ 3,300,000	\$ -	\$ -
MoPac PFC Fog Seal and Surface Repair	\$ 1,610,000	\$ 1,610,000	\$ -	\$ -	\$ -	\$ -	\$ -
Ronald Reagan Managed Lane - Segment A (Schematic/Environmental)	\$ 34,000,000	\$ -	\$ 1,000,000	\$ 9,800,000	\$ 13,600,000	\$ 30,000,000	\$ 44,200,000
Safety Improvements (Annual) - Systemwide	\$ 7,500,000	\$ -	\$ 1,500,000	\$ 1,500,000	\$ 1,500,000	\$ 1,500,000	\$ 1,500,000
Maintenance Yard Improvement Support + Add'l Site Investigations	\$ 250,000	\$ 250,000	\$ -	\$ -	\$ -	\$ -	\$ -
290E Extension (Schematic/Environmental)	\$ 25,000,000	\$ 4,500,000	\$ 7,500,000	\$ 12,000,000	\$ 1,000,000	\$ -	\$ -
Slab Stabilization	\$ 1,000,000	\$ -	\$ 200,000	\$ 400,000	\$ -	\$ 250,000	\$ 250,000
Wall Repair	\$ 7,770,000	\$ -	\$ 3,220,000	\$ 2,550,000	\$ 2,000,000	\$ -	\$ -
Pond Upgrades - 183A	\$ 11,850,000	\$ -	\$ 5,000,000	\$ 3,500,000	\$ 350,000	\$ 3,000,000	\$ -
Replacement of handrail on SH71	\$ 510,000	\$ -	\$ 510,000	\$ -	\$ -	\$ -	\$ -
Small & Large Sign Replacement - MoPac	\$ 2,100,000	\$ -	\$ -	\$ -	\$ 225,000	\$ 1,875,000	\$ -
Maintenance Vehicle (2), with attachments	\$ 250,000	\$ -	\$ 250,000	\$ -	\$ -	\$ -	\$ -
Grand Total	\$ 148,186,000	\$ 13,788,991	\$ 38,934,000	\$ 40,400,000	\$ 34,236,000	\$ 36,625,000	\$ 45,950,000
Total All Departments - Rank #1							
Project Title	Total Project Cost	Carryover	2026	2027	2028	2029	2030
Total All Departments - Rank #1	\$ 216,586,112	\$ 38,792,558	\$ 54,068,530	\$ 41,400,000	\$ 44,236,000	\$ 36,625,000	\$ 45,950,000

**Five-Year Capital Plan
Priority Rank #2**

Administration Department

Project Title	Total Project Cost	Carryover	2026	2027	2028	2029	2030
Grand Total							

Operations Department

Project Title	Total Project Cost	Carryover	2026	2027	2028	2029	2030
Roadway Traveler Communications - 183A Phase I & II Dynamic Message Signs	\$ 1,900,000	\$ -	\$ -	\$ -	\$ 1,900,000	\$ -	\$ -
Safety Technology - Lane Violation Detection - MoPac MNLN	\$ 950,000	\$ -	\$ -	\$ 950,000	\$ -	\$ -	\$ -
Safety Technology - Lane Violation Detection - 183N	\$ 1,500,000	\$ -	\$ -	\$ 1,500,000	\$ -	\$ -	\$ -
Roadway Traveler Communications - Full Matrix DMS - MoPac MNLN	\$ 1,900,000	\$ -	\$ -	\$ 1,900,000	\$ -	\$ -	\$ -
SUP Improvement: EV Charging Stations	\$ 379,000	\$ -	\$ 379,000	\$ -	\$ -	\$ -	\$ -
SUP Improvement: Shared Use Path Counters	\$ 100,000	\$ -	\$ 100,000	\$ -	\$ -	\$ -	\$ -
SUP Improvement: Covered Rest Areas	\$ 300,000	\$ -	\$ 300,000	\$ -	\$ -	\$ -	\$ -
Grand Total	\$ 7,029,000	\$ -	\$ 779,000	\$ 4,350,000	\$ 1,900,000	\$ -	\$ -

Information Technology Department

Project Title	Total Project Cost	Carryover	2026	2027	2028	2029	2030
Grand Total							

Engineering Department

Project Title	Total Project Cost	Carryover	2026	2027	2028	2029	2030
183A Added Capacity (Construction)	\$ 195,000,000	\$ -	\$ -	\$ -	\$ 38,000,000	\$ 75,000,000	\$ 76,000,000
MoPac South (D/B Construction)	\$ 1,000,000,000	\$ -	\$ -	\$ 167,000,000	\$ 167,000,000	\$ 167,000,000	\$ 167,000,000
Overlay- Flexible Pavement - 71E	\$ 5,000,000	\$ -	\$ -	\$ 300,000	\$ 4,700,000	\$ -	\$ -
Mill/Overlay Flexible Pavement - 45SW	\$ 12,500,000	\$ -	\$ -	\$ -	\$ 500,000	\$ 12,000,000	\$ -
Lighting Upgrade - 183A	\$ 1,500,000	\$ -	\$ -	\$ -	\$ 1,500,000	\$ -	\$ -
East End Transition Mill & Overlay - 290E	\$ 1,700,000	\$ -	\$ -	\$ -	\$ 200,000	\$ 1,500,000	\$ -
Ronald Reagan Managed Lane - Segment A (Construction)	\$ 1,123,500,000	\$ -	\$ -	\$ -	\$ 3,300,000	\$ 21,100,000	\$ 41,100,000
290E Extension (Construction - Full Build)	\$ 1,500,000,000	\$ -	\$ -	\$ -	\$ 250,000,000	\$ 250,000,000	\$ 250,000,000
290E Added Capacity (Schematic/Environmental/Design)	\$ 12,400,000	\$ -	\$ -	\$ 2,300,000	\$ 4,200,000	\$ 5,100,000	\$ 800,000
290E Added Capacity (Construction)	\$ 101,100,000	\$ -	\$ -	\$ -	\$ -	\$ -	\$ 41,900,000
Grand Total	\$ 3,952,700,000	\$ -	\$ -	\$ 169,600,000	\$ 469,400,000	\$ 531,700,000	\$ 576,800,000

	Total Project Cost	Carryover	2026	2027	2028	2029	2030
Total All Departments - Rank #2	\$ 3,959,729,000	\$ -	\$ 779,000	\$ 173,950,000	\$ 471,300,000	\$ 531,700,000	\$ 576,800,000

**Five-Year Capital Plan
Priority Rank #3**

Administration Department

Project Title	Total Project Cost	Carryover	2026	2027	2028	2029	2030
Grand Total							

Operations Department

Project Title	Total Project Cost	Carryover	2026	2027	2028	2029	2030
SUP Improvement: Callboxes	\$ 177,000	\$ -	\$ 177,000	\$ -	\$ -	\$ -	\$ -
SUP Improvement: Illumination Analysis	\$ 162,000	\$ -	\$ 162,000	\$ -	\$ -	\$ -	\$ -
Grand Total	\$ 339,000	\$ -	\$ 339,000	\$ -	\$ -	\$ -	\$ -

Information Technology Department

Project Title	Total Project Cost	Carryover	2026	2027	2028	2029	2030
Roadway Traveler Communications - roadside units 183N	\$ 440,000	\$ -	\$ -	\$ 440,000	\$ -	\$ -	\$ -
Roadway Traveler Communications - roadside units 183S	\$ 735,000	\$ -	\$ -	\$ 735,000	\$ -	\$ -	\$ -
Roadway Traveler Communications - roadside units 290E	\$ 630,000	\$ -	\$ -	\$ -	\$ 630,000	\$ -	\$ -
Roadway Traveler Communications - roadside units 71E	\$ 21,000	\$ -	\$ -	\$ 21,000	\$ -	\$ -	\$ -
Roadway Traveler Communications - Roadside Units MoPac MNLN	\$ 236,000	\$ -	\$ -	\$ 236,000	\$ -	\$ -	\$ -
Mobile Operations and Maintenance Safety (MOMS)	\$ 82,500	\$ 82,500	\$ -	\$ -	\$ -	\$ -	\$ -
Grand Total	\$ 2,144,500	\$ 82,500	\$ -	\$ 1,432,000	\$ 630,000	\$ -	\$ -

Engineering Department

Project Title	Total Project Cost	Carryover	2026	2027	2028	2029	2030
Bliss Spillar Drainage	\$ 840,000	\$ -	\$ -	\$ 840,000	\$ -	\$ -	\$ -
Escarpment Turnaround	\$ 1,610,000	\$ -	\$ -	\$ -	\$ 1,610,000	\$ -	\$ -
Large & Small Sign Replacement - 71E	\$ 1,600,000	\$ -	\$ -	\$ 200,000	\$ 1,400,000	\$ -	\$ -
Pedestrian or Bicycle Facility	\$ 25,000,000	\$ -	\$ 1,000,000	\$ 5,000,000	\$ 5,000,000	\$ 5,000,000	\$ 5,000,000
Grand Total	\$ 29,050,000	\$ -	\$ 1,000,000	\$ 6,040,000	\$ 8,010,000	\$ 5,000,000	\$ 5,000,000

	Total Project Cost	Carryover	2026	2027	2028	2029	2030
Total All Departments - Rank #3	\$ 31,533,500	\$ 82,500	\$ 1,339,000	\$ 7,472,000	\$ 8,640,000	\$ 5,000,000	\$ 5,000,000



ADMINISTRATION

ADMINISTRATION

The primary role of the Administration Department is to manage the agency, its Departments, programs, and projects in alignment with the Strategic Plan. The Agency's legal counsel, mobility innovation efforts, and general support for the Board of Directors is also included in this Department.

With the complexity of the Mobility Authority's roadway toll and technology systems, it is imperative that the toll and roadway systems have the capacity to effectively support both our existing and future facilities. Significant effort will be focused on the modernization of the toll and roadway technology systems and to deploy innovative mobility technologies. This is all part of an ongoing effort to maximize the safety and efficiency of our roadways using technology, to find new ways to communicate with our customers and key stakeholders, and to provide timely and relevant information needed for customers to make effective travel decisions.

Strategic Goals

- Champion regional coordination by partnering with major regional mobility providers to promote a coordinated, regional mobility system
- Help evaluate and deploy next-generation innovative technologies and mode choice (i.e. connected/automated vehicle systems, etc.) to maximize the safety and efficiency of Mobility Authority roadways
- Implement research to evaluate customer interactions and behavior to enhance the customer experience

Disclaimer

Projects designated as Priority Rank 1 and scheduled for the first year of the plan have been formally approved and funded through the Board's budget action. These projects have undergone thorough review to ensure alignment with available resources and organizational objectives. Projects included in later years or assigned lower priority rankings remain preliminary and are subject to further evaluation, prioritization, and formal approval during future budget cycles. Priority Rank 2 or 3 projects may be advanced earlier at the discretion of the Board based on strategic considerations or emerging needs.

DRAFT

Five-Year Capital Plan ADMIN Projects by Rank

Priority Rank #1									
Project Title	Total Project Cost	Carryover	2026	2027	2028	2029	2030		
Enterprise Resource Planning System	\$ 650,000	\$ 650,000	\$ -	\$ -	\$ -	\$ -	\$ -	\$ -	\$ -
IT Buildout of new CTRMA Building	\$ 310,000	\$ 60,000	\$ 250,000	\$ -	\$ -	\$ -	\$ -	\$ -	\$ -
Fiber Connection to new CTRMA Building	\$ 498,000	\$ 498,000	\$ -	\$ -	\$ -	\$ -	\$ -	\$ -	\$ -
Generator for new CTRMA Building	\$ 100,000	\$ 100,000	\$ -	\$ -	\$ -	\$ -	\$ -	\$ -	\$ -
Purchase/Retrofit Property for CTRMA Office	\$ 15,000,000	\$ 1,569,000	\$ -	\$ -	\$ -	\$ -	\$ -	\$ -	\$ -
CTRMA Office Furniture, Fixtures, and Equipment (FFE), HVAC, Additional Improvements	\$ 2,250,000	\$ -	\$ 2,250,000	\$ -	\$ -	\$ -	\$ -	\$ -	\$ -
Grand Total	\$ 18,808,000	\$ 2,877,000	\$ 2,500,000	\$ -	\$ -	\$ -	\$ -	\$ -	\$ -

Priority Rank #2									
Project Title	Total Project Cost	Carryover	2026	2027	2028	2029	2030		
Grand Total									

Priority Rank #3									
Project Title	Total Project Cost	Carryover	2026	2027	2028	2029	2030		
Grand Total									

	Total Project Cost	Carryover	2026	2027	2028	2029	2030		
Total All Projects All Ranks	\$ 18,808,000	\$ 2,877,000	\$ 2,500,000	\$ -	\$ -	\$ -	\$ -	\$ -	\$ -



OPERATIONS

OPERATIONS

The Operations Department upholds the Mobility Authority's core values - collaboration, innovation, service, safety, and stewardship - by overseeing the critical functions of toll operations and traffic & safety operations. These two business units work in tandem to serve both external customers (toll road users) and internal stakeholders.

I. Toll Operations

This business unit is responsible for the revenue cycle and customer experience related to tolling. Key responsibilities include:

- **Billing & Toll Collection:** Manages the end-to-end process of toll revenue collection, including transaction processing, reconciliation, and proactive strategies to optimize revenue capture throughout the billing cycle.
- **Customer Care:** Focuses on delivering a positive customer experience by providing efficient self-service options, resolving complex inquiries, and implementing customer-centric solutions.
- **Dispute & Escalation Management:** Addresses customer disagreements and complaints regarding toll charges, accounts, and related issues, ensuring fair and timely resolution. This includes managing escalations to executive or legislative levels.
- **Special Programs:** Administers programs that offer specific toll benefits or exemptions to eligible groups, such as veterans.
- **Toll Interoperability:** Collaborates with regional and national partners to facilitate seamless toll transactions across various systems and jurisdictions, enhancing customer convenience.
- **Violation Enforcement:** Implements and oversees enforcement activities to ensure toll payment compliance, minimize revenue loss, and maintain fairness for all toll road users.

II. Traffic & Safety Operations

This business unit focuses on ensuring the safe and efficient movement of vehicles on Mobility Authority roadways. Key responsibilities include:

- **Express Lane Toll Rate Management:** Actively manages express lane pricing to optimize traffic flow and respond to congestion or incidents.
- **Incident Response Coordination:** Collaborates with partner agencies to coordinate the detection, response, and clearance of traffic incidents and roadway debris, minimizing delays and safety hazards.
- **Law Enforcement Coordination:** Works closely with law enforcement to ensure safety, enforce traffic laws, and manage incidents on toll facilities.

- Regional Partner Collaboration: Coordinates traffic management and incident response with regional entities to ensure seamless operations across jurisdictions.
- Roadside Assistance: Manages the HERO program to provide assistance to motorists, including help with breakdowns, accidents, and debris removal, promoting safety and minimizing disruptions.

Strategic Goals

Toll Operations

- Enhance customer service through automation and mobile-friendly platforms
- Optimize revenue collection by evaluating back-office solutions and improving pre-paid account management
- Ensure financial stewardship by mitigating revenue leakage and refining enforcement programs
- Expand interoperability to provide customers with seamless travel across toll systems

Traffic and Safety Operations

- Improve roadway safety by expanding roadside assistance coverage and coordinating with law enforcement
- Enhance traffic flow and traveler information through data integration and communication technologies
- Strengthen regional partnerships to optimize traffic management and incident response

Disclaimer

Projects designated as Priority Rank 1 and scheduled for the first year of the plan have been formally approved and funded through the Board's budget action. These projects have undergone thorough review to ensure alignment with available resources and organizational objectives. Projects included in later years or assigned lower priority rankings remain preliminary and are subject to further evaluation, prioritization, and formal approval during future budget cycles. Priority Rank 2 or 3 projects may be advanced earlier at the discretion of the Board based on strategic considerations or emerging needs.

Five-Year Capital Plan OPS Projects by Rank

Priority Rank #1								
Project Title	Total Project Cost	Carryover	2026	2027	2028	2029	2030	
Pay By Mail Implementation	\$ 2,000,000	\$ 1,000,000	\$ -	\$ 1,000,000	\$ -	\$ -	\$ -	
CTRMA App - Requirements Gathering & Procurement	\$ 190,000	\$ 188,500	\$ -	\$ -	\$ -	\$ -	\$ -	
CTRMA App - Development & Implementation	\$ 1,000,000	\$ 1,000,000	\$ -	\$ -	\$ -	\$ -	\$ -	
TIM Center Video Wall Technology Replacement	\$ 1,015,000	\$ 18,900	\$ -	\$ -	\$ -	\$ -	\$ -	
TIM Center Furniture, Fixtures, and Equipment (FFE)	\$ 574,000	\$ 574,000	\$ -	\$ -	\$ -	\$ -	\$ -	
CTRMA Co-location Buildout	\$ 75,000	\$ 30,000	\$ -	\$ -	\$ -	\$ -	\$ -	
TIM Center Renovation/Expansion	\$ 6,760,000	\$ 6,510,000	\$ -	\$ -	\$ -	\$ -	\$ -	
Roadway Traveler Communications - Single Line DMS - MoPac MNLN	\$ 1,700,000	\$ 1,530,000	\$ -	\$ -	\$ -	\$ -	\$ -	
Field Operations Building (FOB) Improvements	\$ 2,806,000	\$ 300,000	\$ 2,506,000	\$ -	\$ -	\$ -	\$ -	
SUP Improvement: Hydration Stations	\$ 52,000	\$ -	\$ 52,000	\$ -	\$ -	\$ -	\$ -	
SUP Improvement: Upgraded Signage	\$ 82,500	\$ -	\$ 82,500	\$ -	\$ -	\$ -	\$ -	
SUP Improvement: Bike Racks and Repair Stations	\$ 42,000	\$ -	\$ 42,000	\$ -	\$ -	\$ -	\$ -	
Speed Awareness Monitors - (3) Mobile Units	\$ 75,000	\$ -	\$ 75,000	\$ -	\$ -	\$ -	\$ -	
Grand Total	\$ 16,371,500	\$ 11,151,400	\$ 2,757,500	\$ 1,000,000	\$ -	\$ -	\$ -	

Priority Rank #2								
Project Title	Total Project Cost	Carryover	2026	2027	2028	2029	2030	
Roadway Traveler Communications - 183A Phase I & II Dynamic Message Signs	\$ 1,900,000	\$ -	\$ -	\$ -	\$ 1,900,000	\$ -	\$ -	
Safety Technology - Lane Violation Detection - MoPac MNLN	\$ 950,000	\$ -	\$ -	\$ 950,000	\$ -	\$ -	\$ -	
Safety Technology - Lane Violation Detection - 183N	\$ 1,500,000	\$ -	\$ -	\$ 1,500,000	\$ -	\$ -	\$ -	
Roadway Traveler Communications - Full Matrix DMS - MoPac MNLN	\$ 1,900,000	\$ -	\$ -	\$ 1,900,000	\$ -	\$ -	\$ -	
SUP Improvement: EV Charging Stations	\$ 379,000	\$ -	\$ 379,000	\$ -	\$ -	\$ -	\$ -	
SUP Improvement: Shared Use Path Counters	\$ 100,000	\$ -	\$ 100,000	\$ -	\$ -	\$ -	\$ -	
SUP Improvement: Covered Rest Areas	\$ 300,000	\$ -	\$ 300,000	\$ -	\$ -	\$ -	\$ -	
Grand Total	\$ 7,029,000	\$ -	\$ 779,000	\$ 4,350,000	\$ 1,900,000	\$ -	\$ -	

Priority Rank #3								
Project Title	Total Project Cost	Carryover	2026	2027	2028	2029	2030	
SUP Improvement: Callboxes	\$ 177,000	\$ -	\$ 177,000	\$ -	\$ -	\$ -	\$ -	
SUP Improvement: Illumination Analysis	\$ 162,000	\$ -	\$ 162,000	\$ -	\$ -	\$ -	\$ -	
Grand Total	\$ 339,000	\$ -	\$ 339,000	\$ -	\$ -	\$ -	\$ -	

	Total Project Cost	Carryover	2026	2027	2028	2029	2030	
Total All Projects All Ranks	\$ 23,739,500	\$ 11,151,400	\$ 3,875,500	\$ 5,350,000	\$ 1,900,000	\$ -	\$ -	



INFORMATION TECHNOLOGY

INFORMATION TECHNOLOGY

The IT Department is crucial for maintaining the integrity of the agency's toll system, supporting revenue collection, and safeguarding the agency's internal and communication networks. It also provides essential technical expertise and implements approved initiatives for emerging technology efforts.

The department's core services are vital for both internal and external stakeholders:

- **Information Technology (IT).** Ensures the integrity of the Mobility Authority's computers, storage, network, and other physical devices, infrastructure, and processes for all electronic data.
- **Intelligent Transportation Systems (ITS).** Deploys various technologies on Authority roads to detect, manage, and report roadway incidents, enhancing safety and the customer experience through early detection and notification to public safety agencies.
- **Toll Systems.** Oversees daily electronic toll collection operations, monitors system performance, manages transaction reconciliation, and supervises system maintenance for accuracy and dependability. It also manages new toll collection system installations while maintaining current operational metrics.
- **Transaction Processing.** Manages workflows for transaction processing, product management, discount management, billing, and product pricing. This ensures predictable and consistent transaction processing in compliance with business rules and national interoperability requirements. The department also monitors data exchange operations, manages the Transaction Operations Management Solution (TOMS), and oversees reporting and analytics.

The IT Department is committed to building a robust foundation for the Mobility Authority's future. This includes ongoing operation of the Data Platform System (the integration point for all transaction processing and data analytics), managing the replacement of aging toll systems, upgrading communication infrastructure, developing a new traffic management center, and supporting regional and national interoperability efforts.

Strategic Goals

Roadside Technology

- This involves a multi-year migration from a legacy system to a new toll collection system on existing roadways
- New systems, fiber optic and communication networks, and ITS will be installed on newly constructed roads with toll collection systems

Mobility Technology

- This initiative focuses on installing key Intelligent Transportation System (ITS) assets to help customers make informed decisions and support future planning
- Research innovative ways to communicate actionable roadway events to the public and traffic operators, aiming for a better and safer customer experience

Toll Interoperability

- Continue efforts to provide a seamless toll experience across the United States using a single transponder

Data Platform System (DPS)

- Development for trip building and fleet account support where the focus will be on enhancing and streamlining the system for transaction processing

DRAFT

Disclaimer

Projects designated as Priority Rank 1 and scheduled for the first year of the plan have been formally approved and funded through the Board's budget action. These projects have undergone thorough review to ensure alignment with available resources and organizational objectives. Projects included in later years or assigned lower priority rankings remain preliminary and are subject to further evaluation, prioritization, and formal approval during future budget cycles. Priority Rank 2 or 3 projects may be advanced earlier at the discretion of the Board based on strategic considerations or emerging needs.

DRAFT

Five-Year Capital Plan IT Projects by Rank

Priority Rank #1								
Project Title	Total Project Cost	Carryover	2026	2027	2028	2029	2030	
Toll System Replacement - 183A	\$ 7,105,000	\$ 963,500	\$ 6,105,000	\$ -	\$ -	\$ -	\$ -	\$ -
Toll System Replacement - 183S	\$ 10,000,000	\$ -	\$ -	\$ -	\$ 10,000,000	\$ -	\$ -	\$ -
Toll System Replacement - 45SW	\$ 1,450,000	\$ 1,450,000	\$ -	\$ -	\$ -	\$ -	\$ -	\$ -
TIM Center Video Management Software	\$ 600,200	\$ 595,200	\$ -	\$ -	\$ -	\$ -	\$ -	\$ -
Fixed Camera Array Upgrades	\$ 1,500,500	\$ 1,436,181	\$ -	\$ -	\$ -	\$ -	\$ -	\$ -
Toll System Replacement - MoPac MNLN	\$ 4,028,000	\$ 2,327,000	\$ -	\$ -	\$ -	\$ -	\$ -	\$ -
DPS Enhancements	\$ 2,485,000	\$ 1,004,000	\$ 979,530	\$ -	\$ -	\$ -	\$ -	\$ -
Cabinet Standardization Effort	\$ 1,514,300	\$ 1,504,300	\$ -	\$ -	\$ -	\$ -	\$ -	\$ -
CCTV Camera Replacements (Systemwide)	\$ 825,000	\$ 275,000	\$ 550,000	\$ -	\$ -	\$ -	\$ -	\$ -
Roadside Hardening	\$ 2,610,500	\$ 633,000	\$ 1,977,500	\$ -	\$ -	\$ -	\$ -	\$ -
Toll Cabinet Security Integration System	\$ 290,486	\$ 290,486	\$ -	\$ -	\$ -	\$ -	\$ -	\$ -
Toll Cabinet Security Integration System - MoPac MNLN	\$ 171,626	\$ 121,500	\$ -	\$ -	\$ -	\$ -	\$ -	\$ -
Automated License Plate Reader (ALPR)	\$ 375,000	\$ 375,000	\$ -	\$ -	\$ -	\$ -	\$ -	\$ -
Toll Cabinet Canopy Pilot Project	\$ 145,000	\$ -	\$ 145,000	\$ -	\$ -	\$ -	\$ -	\$ -
FOB CTRMA Network	\$ 120,000	\$ -	\$ 120,000	\$ -	\$ -	\$ -	\$ -	\$ -
Grand Total	\$ 33,220,612	\$ 10,975,167	\$ 9,877,030	\$ -	\$ 10,000,000	\$ -	\$ -	\$ -

Priority Rank #2								
Project Title	Total Project Cost	Carryover	2026	2027	2028	2029	2030	
Grand Total								

Priority Rank #3								
Project Title	Total Project Cost	Carryover	2026	2027	2028	2029	2030	
Roadway Traveler Communications - roadside units 183N	\$ 440,000	\$ -	\$ -	\$ 440,000	\$ -	\$ -	\$ -	\$ -
Roadway Traveler Communications - roadside units 183S	\$ 735,000	\$ -	\$ -	\$ 735,000	\$ -	\$ -	\$ -	\$ -
Roadway Traveler Communications - roadside units 290E	\$ 630,000	\$ -	\$ -	\$ -	\$ 630,000	\$ -	\$ -	\$ -
Roadway Traveler Communications - roadside units 71E	\$ 21,000	\$ -	\$ -	\$ 21,000	\$ -	\$ -	\$ -	\$ -
Roadway Traveler Communications - Roadside Units MoPac MNLN	\$ 236,000	\$ -	\$ -	\$ 236,000	\$ -	\$ -	\$ -	\$ -
Mobile Operations and Maintenance Safety (MOMS)	\$ 82,500	\$ 82,500	\$ -	\$ -	\$ -	\$ -	\$ -	\$ -
Grand Total	\$ 2,144,500	\$ 82,500	\$ -	\$ 1,432,000	\$ 630,000	\$ -	\$ -	\$ -

	Total Project Cost	Carryover	2026	2027	2028	2029	2030	
Total All Projects All Ranks	\$ 35,365,112	\$ 11,057,667	\$ 9,877,030	\$ 1,432,000	\$ 10,630,000	\$ -	\$ -	\$ -



ENGINEERING

ENGINEERING

The role of the Engineering Department is to plan, develop, construct, and maintain major capital improvement projects in Williamson and Travis counties (from initial concept through final construction acceptance and into long term operations and maintenance). The Engineering Department works extensively internally and externally to develop projects for the agency and region. These efforts include:

- **Project Inception and Feasibility.** Coordinate with other transportation providers in the region Texas Department of Transportation (TxDOT), Capital Area Metropolitan Planning Organization (CAMPO), City of Austin, City of Cedar Park, Travis County, and Williamson County to assure that all mobility needs are included in the region's Long Range Transportation Plan. Provide feasibility analysis for selected projects to evaluate implementation priority.
- **Project Development and Implementation.** Develop and implement priority projects based upon preliminary designs, appropriate level of environmental study, and input from regional transportation partners. Evaluate and determine the appropriate project delivery method based on complexity, stakeholders, and financial considerations. Manage the construction of all agency projects through project final acceptance.
- **Roadway and Facility Maintenance.** Inspect and manage routine roadway and facility maintenance, including all aspects of the roadway within the limits of the right-of-way, excluding the toll collection and toll systems infrastructure (which is maintained by the Operations Department). Develop, design, and manage repair and replacement projects. Roadway maintenance includes assuming responsibility for vegetative maintenance such as mowing, snow and ice operations, incident response, removal of debris and remedial repairs, as needed. The Mobility Authority takes the lead on managing the Performance Based Maintenance Contract (PBMC) with TxDOT reimbursing the agency for its portion of the maintenance responsibilities for shared facilities. Non-capital improvement initiatives are anticipated, including guardrail, cable barrier, bollard replacement and large sign replacement, to maintain safety.

Strategic Goals

- Collect data that will help inform budget decisions necessary to project and plan for maintenance and renewal/replacement activities
- Continued management of the PBMC contract and providing routine maintenance on all our corridors for FY26
- Work with regional partners to evaluate potential operational, safety, capacity and access improvements
- Continue the development of a long range/future projects plan, a five-year Capital Improvement Plan (including safety enhancements on operating facilities), and a two- year letting schedule for regional projects
- Coordinate with the Finance Department and executive leadership to provide needs, estimates and schedules to assist in implementing the financial strategy
- In coordination with the Executive Director, continue to coordinate efforts and planning with our regional partners and the local municipalities
- In coordination with the Executive Director, continue to explore multimodal opportunities with regional partners

Disclaimer

Projects designated as Priority Rank 1 and scheduled for the first year of the plan have been formally approved and funded through the Board's budget action. These projects have undergone thorough review to ensure alignment with available resources and organizational objectives. Projects included in later years or assigned lower priority rankings remain preliminary and are subject to further evaluation, prioritization, and formal approval during future budget cycles. Priority Rank 2 or 3 projects may be advanced earlier at the discretion of the Board based on strategic considerations or emerging needs.

**Five-Year Capital Plan
ENG Projects by Rank**

Project Title	Total Project Cost		Priority Rank #1		2026		2027		2028		2029		2030	
			Carryover											
Maintenance Yard Site Acquisition (ROW Purchase)	\$	14,400,000	\$	4,400,000	\$	10,000,000	\$	-	\$	-	\$	-	\$	-
MoPac South (Preliminary Engineering/Procurement)	\$	5,000,000	\$	314,000	\$	3,686,000	\$	1,500,000	\$	-	\$	-	\$	-
Maintenance Yard Build-Out	\$	2,500,000	\$	-	\$	400,000	\$	2,100,000	\$	-	\$	-	\$	-
Large & Small Sign Replacement - 290E	\$	2,300,000	\$	-	\$	2,300,000	\$	-	\$	-	\$	-	\$	-
Maintenance Equipment	\$	35,000	\$	35,000	\$	-	\$	-	\$	-	\$	-	\$	-
PFC - Flexible Pavement w/Delineator Replacement - MoPac MNLN	\$	12,511,000	\$	-	\$	-	\$	250,000	\$	12,261,000	\$	-	\$	-
Maintenance Yard Expansion & Brine Production Facilities - 290E	\$	2,500,000	\$	107,000	\$	2,100,000	\$	-	\$	-	\$	-	\$	-
Pond Repair - 183A	\$	1,000,000	\$	197,000	\$	-	\$	-	\$	-	\$	-	\$	-
Metal Beam Guard Fence Upgrade - 290E	\$	1,600,000	\$	564,300	\$	-	\$	-	\$	-	\$	-	\$	-
Parmer Lane Wall Repairs - 290E	\$	1,400,000	\$	79,691	\$	-	\$	-	\$	-	\$	-	\$	-
183A Added Capacity (Schematic/Environmental/Design)	\$	13,100,000	\$	1,732,000	\$	1,268,000	\$	6,800,000	\$	3,300,000	\$	-	\$	-
MoPac PFC Fog Seal and Surface Repair	\$	1,610,000	\$	1,610,000	\$	-	\$	-	\$	-	\$	-	\$	-
Ronald Reagan Managed Lane - Segment A (Schematic/Environmental)	\$	34,000,000	\$	-	\$	1,000,000	\$	9,800,000	\$	13,600,000	\$	30,000,000	\$	44,200,000
Safety Improvements (Annual) - Systemwide	\$	7,500,000	\$	-	\$	1,500,000	\$	1,500,000	\$	1,500,000	\$	1,500,000	\$	1,500,000
Maintenance Yard Improvement Support + Add'tl Site Investigations	\$	250,000	\$	250,000	\$	-	\$	-	\$	-	\$	-	\$	-
290E Extension (Schematic/Environmental)	\$	25,000,000	\$	4,500,000	\$	7,500,000	\$	12,000,000	\$	1,000,000	\$	-	\$	-
Slab Stabilization	\$	1,000,000	\$	-	\$	200,000	\$	400,000	\$	-	\$	250,000	\$	250,000
Wall Repair	\$	7,770,000	\$	-	\$	3,220,000	\$	2,550,000	\$	2,000,000	\$	-	\$	-
Pond Upgrades - 183A	\$	11,850,000	\$	-	\$	5,000,000	\$	3,500,000	\$	350,000	\$	3,000,000	\$	-
Replacement of handrail on SH71	\$	510,000	\$	-	\$	510,000	\$	-	\$	-	\$	-	\$	-
Small & Large Sign Replacement - MoPac	\$	2,100,000	\$	-	\$	-	\$	-	\$	225,000	\$	1,875,000	\$	-
Maintenance Vehicle (2), with attachments	\$	250,000	\$	-	\$	250,000	\$	-	\$	-	\$	-	\$	-
Grand Total	\$	148,186,000	\$	13,788,991	\$	38,934,000	\$	40,400,000	\$	34,236,000	\$	36,625,000	\$	45,950,000

Project Title	Total Project Cost		Priority Rank #2		2026		2027		2028		2029		2030	
			Carryover											
183A Added Capacity (Construction)	\$	195,000,000	\$	-	\$	-	\$	-	\$	38,000,000	\$	75,000,000	\$	76,000,000
MoPac South (D/B Construction)	\$	1,000,000,000	\$	-	\$	-	\$	167,000,000	\$	167,000,000	\$	167,000,000	\$	167,000,000
Overlay- Flexible Pavement - 71E	\$	5,000,000	\$	-	\$	-	\$	300,000	\$	4,700,000	\$	-	\$	-
Mill/Overlay Flexible Pavement - 45SW	\$	12,500,000	\$	-	\$	-	\$	-	\$	500,000	\$	12,000,000	\$	-
Lighting Upgrade - 183A	\$	1,500,000	\$	-	\$	-	\$	-	\$	1,500,000	\$	-	\$	-
East End Transition Mill & Overlay - 290E	\$	1,700,000	\$	-	\$	-	\$	-	\$	200,000	\$	1,500,000	\$	-
Ronald Reagan Managed Lane - Segment A (Construction)	\$	1,123,500,000	\$	-	\$	-	\$	-	\$	3,300,000	\$	21,100,000	\$	41,100,000
290E Extension (Construction - Full Build)	\$	1,500,000,000	\$	-	\$	-	\$	-	\$	250,000,000	\$	250,000,000	\$	250,000,000
290E Added Capacity (Schematic/Environmental/Design)	\$	12,400,000	\$	-	\$	-	\$	2,300,000	\$	4,200,000	\$	5,100,000	\$	800,000
290E Added Capacity (Construction)	\$	101,100,000	\$	-	\$	-	\$	-	\$	-	\$	-	\$	41,900,000
Grand Total	\$	3,952,700,000	\$	-	\$	-	\$	169,600,000	\$	469,400,000	\$	531,700,000	\$	576,800,000

Project Title	Total Project Cost		Priority Rank #3		2026		2027		2028		2029		2030	
			Carryover											
Bliss Spillar Drainage	\$	840,000	\$	-	\$	-	\$	840,000	\$	-	\$	-	\$	-
Escarpment Turnaround	\$	1,610,000	\$	-	\$	-	\$	-	\$	1,610,000	\$	-	\$	-
Large & Small Sign Replacement - 71E	\$	1,600,000	\$	-	\$	-	\$	200,000	\$	1,400,000	\$	-	\$	-
Pedestrian or Bicycle Facility	\$	25,000,000	\$	-	\$	1,000,000	\$	5,000,000	\$	5,000,000	\$	5,000,000	\$	5,000,000
Grand Total	\$	29,050,000	\$	-	\$	1,000,000	\$	6,040,000	\$	8,010,000	\$	5,000,000	\$	5,000,000

	Total Project Cost		Carryover		2026	2027	2028	2029	2030	
Total All Projects All Ranks	\$	4,129,936,000	\$	13,788,991	\$	39,934,000	\$	511,646,000	\$	627,750,000



CENTRAL TEXAS REGIONAL
MOBILITY AUTHORITY



3300 N IH-35, Suite 300
Austin, TX 78705



512-996-9778



www.MobilityAuthority.com

**GENERAL MEETING OF THE BOARD OF DIRECTORS
OF THE
CENTRAL TEXAS REGIONAL MOBILITY AUTHORITY**

RESOLUTION NO. 25-035

APPROVING THE OPERATING BUDGET FOR FISCAL YEAR 2026

WHEREAS, the Central Texas Regional Mobility Authority (CTRMA) was created pursuant to the request of Travis and Williamson Counties and in accordance with provisions of the Transportation Code and the petition and approval process established in 43 Tex. Admin. Code § 26.01, *et. seq.* (the “RMA Rules”); and

WHEREAS, prudent management and fiscal oversight are overriding objectives of the CTRMA Board of Directors (“Board”); and

WHEREAS, during the course of the year, CTRMA may issue one or more series of revenue bonds for the development of additional projects and issue refunding bonds as market opportunities arise; and

WHEREAS, it is necessary and desirable to develop and adopt a budget for CTRMA operations for each fiscal year; and

WHEREAS, the Executive Director and staff have developed and recommend that the Board approve the budget for fiscal year 2025-2026 (the “FY 2026 Budget”) attached as Exhibit A; and

WHEREAS, the FY 2026 Budget includes a one-year retiree cost-of-living adjustment (“COLA”) at 100% of the CPI-based COLA established by the Texas County & District Retirement System; and

WHEREAS, the Board has considered adopting a COLA for retirees receiving a pension as required by Policy Code § 101.0631(b) and has opted to award the COLA to be effective commencing on January 1, 2026.

NOW THEREFORE, BE IT RESOLVED that the Board hereby approves the FY 2026 Budget attached as Exhibit A; and

BE IT FURTHER RESOLVED that the FY 2026 Budget may be amended from time-to-time by approval of the Board; and

BE IT FURTHER RESOLVED that the Executive Director, or his designee, is hereby authorized to commit funds for non-project related services up to the amounts set forth in the FY 2026 Budget; and

BE IT FURTHER RESOLVED that the Board hereby approves and adopts a one-year retiree COLA to be effective January 1, 2026, at 100% of the CPI-based COLA established by the Texas County & District Retirement System; and

BE IT FURTHER RESOLVED that the Chief Financial Officer is hereby authorized to execute such documents and take all other actions necessary to implement the on-year retiree cost-of living adjustment approved herein; and

BE IT FURTHER RESOLVED that the Executive Director is directed to provide a copy of this resolution with the attached FY 2026 Budget to Commissioners Courts for Williamson and Travis Counties; and

BE IT FURTHER RESOLVED that, by copy of this resolution, CTRMA hereby provides notice to the Commissioners Courts of Travis County, Texas and Williamson County, Texas of contemplated revenue bond issuances as required by Section 370.261, Texas Transportation Code.


Adopted by the Board of Directors of the Central Texas Regional Mobility Authority on the 25th day of June 2025.

Submitted and reviewed by:



James M. Bass
Executive Director

Approved:




Michael Doss
Secretary, Board of Directors

Exhibit A



CENTRAL TEXAS REGIONAL
MOBILITY AUTHORITY



FISCAL YEAR 2026

OPERATING BUDGET

PROPOSED JUNE 2025

TABLE OF CONTENTS

Budget Overview	1
Consolidated Summary of Revenues and Expenses	
Consolidated Summary Overview	4
Summary of Revenue, Expenses and Cash Flow	5
All Departments Summary	6
Consolidated Line Item Detail	7
Fund Account Descriptions	12
Departmental Overview and Budget	
Administration Department	17
Financial Services Department	21
Operations Department	26
Information Technology Department	31
Communications Department	36
Engineering Department	41
MoPac North	46
Non-Departmental	49
Consolidated Staffing Schedule	51
System Operating Budget	52
Debt Service Schedule	53
System Debt Coverage Calculation	54
Capital Budget	55
Capital Improvement Projects	56
Statistical Data	57

Budget Overview

This document contains revenue estimates and departmental spending plans for the fiscal year beginning July 1, 2025 and ending June 30, 2026. The estimated revenues of \$337.4 million includes Operating Revenue of \$301.4 million and Other Revenue of \$36 million. Total estimated operating expenses are \$202.4 million, inclusive of \$117.1 million of bond and loan debt service expense. Principal payments on debt total \$40.6 million. After consideration of all other inflows and outflows, sufficient funds remain to meet the cash reserve requirements of the Board policy described in this section.

The CTRMA Strategic Plan

(see graphic below) serves as the guiding document in the operation of the CTRMA, providing a roadmap to help assure alignment with our mission to “implement innovative, multi-modal transportation solutions that reduce congestion and create transportation choices that enhance quality of life and economic vitality”.



Budget Overview

Overview

This budget is influenced by several factors primarily the Strategic Plan, projects under development, under construction and under operation: the existing and projected growth in the region, the regional economic conditions and projections; and our goal to maintain and improve customer service levels. In addition to the department level budget estimates, this document includes the Authority's Operating Budget, Capital Budget, Personnel Schedule, System Operating Budget, and Debt Service Schedule for FY 2026.

The major initiatives anticipated in this budget are to:

- Prepare for the additional roadway and landscape maintenance responsibilities from the opening of the 183N toll road segment;
- Adding positions where more cost effective than outsourcing or to address increased work demands;
- Research, develop and implement opportunities for improving tag revenue and pre-paid account revenue collections;
- Install key intelligent transportation system (ITS) assets to assist customers in making informed decisions and convey future planning efforts;
- Continue work towards a seamless toll experience using one transponder when traveling on toll roads throughout the United States;
- Develop further enhancements to the data platform system to expand capabilities in transaction and revenue processing, integrity, internal controls, and reporting;
- Expand violation enforcement to mitigate revenue loss and enhance collections;
- Provide for the completion of the new headquarters buildout and occupancy;
- Continued marketing efforts to encourage tag usage, safety and the Authority's brand;
- Provide additional safety measures such as traffic incident response and clearing, and
- Funding for current capital needs to maintain the system and for future projects

Each department has articulated a Strategic Plan connection between their initiatives and goals for the upcoming year in their narrative section.

Revenues

The revenue estimate for FY 2026 of \$337.4 million is an approximate 11.5% increase over the FY 2025 budget. The revenues were projected using the most recent System Transaction and Revenue (T&R) estimates, historic data, and recent transactions and revenue collections. The Authority believes these projections are reasonable. Included, are non-system revenues from MoPac Express of \$24.2 million, \$36 million of interest income and miscellaneous revenue made up of the overhead remitted to CTRMA for the management and oversight of Travis County road projects. Contributing to the revenue collection increase is the scheduled opening of the 183N project on January 1, 2026 and a full year of operation for the 183A Phase III project that opened in FY 2025.

Expenses

Operating and debt interest expense estimates for FY 2026 are \$202.4 million, representing a 5.5% increase over the FY 2025 budget. Included in the \$117.1 million of debt service expenses are loan payments to the Texas Department of Transportation. Contribution amounts of \$10 million to the Capital Area Metropolitan Planning Organization Regional Infrastructure Fund are also incorporated. Principal payments on debt totals \$40.6 million for the fiscal year.

Budget Overview

Operating Capital Budget and Capital Improvement Program

The operating Capital Budget of \$27.2 million includes data platform system enhancements, renovation of the field operations building, acquisition of maintenance yard sites, and retrofit of the new headquarters building to accommodate the traffic incident management center and administrative staff.

The Renewal and Replacement budget of \$14.4 million includes roadside systems (ETSC) implementation, slab stabilization and wall repairs, large and small sign replacements, and safety improvements along the corridors.

The Capital Improvement Program schedule reflects current and future construction projects. Each of these projects are in various stages of planning, development, or construction, and may have various sources of funding. There is \$13.5 million allocated to the development and delivery of future projects.

Future Projections, Cash Flow and Debt Service Coverage

Cash flow is closely monitored as new projects are studied and vetted prior to becoming active projects. Current projections result in a net cash inflow sufficient to meet the Board's cash reserve policy. The cash flow projections are utilized to anticipate cash flow requirements as well as ensure that we remain in compliance with trust indentures, debt service coverage requirements and cash reserve policies. The FY 2026 proposed budget provides for debt service coverage levels sufficient to meet the requirements of the trust indentures of 1.25 for Debt Service Senior Lien Bonds and 1.20 for Debt Service Subordinate Lien Bonds.

Reserve Fund Policy

In 2010, the Board of the Mobility Authority approved the establishment of a reserve fund intended to ensure that the authority maintain adequate funds to satisfy its outstanding financial commitments and operational requirements in the event of unforeseen circumstances or events. The Board recognizes that establishment and maintenance of sufficient reserve funds is of particular importance in light of the authority's dependence upon discretionary user fees as its primary revenue stream. The goal of the authority is to maintain twelve months of funds sufficient to pay, maintain, or satisfy all required debt service, debt service coverage, contractual financial commitments, and operational requirements (collectively, "Funding Requirements") as a reserve fund; provided, however, that the executive director shall have the authority to take action resulting in a reduction of the reserve fund to a minimum of nine months of funding sufficient to pay, maintain, or satisfy all Funding Requirements if he determines that such action is necessary, in the best interest of the authority, and will not adversely affect the authority's financial stability. The FY 2026 budget remains in compliance with the Board policy of maintaining unrestricted cash reserves to cover 12 months of cash expenses.

Consolidated Summary of Revenues and Expenses

Enclosed is the funding for the Central Texas Regional Mobility Authority's (CTRMA or the Authority) work plan for fiscal year beginning July 1, 2025-and ending June 30, 2026 (fiscal 2026). Funding for the Authority's operations is primarily reliant upon toll revenues and interest earnings. Revenue estimates are provided for both the CTRMA System and the MoPac Express Lanes:

	System	MoPac	Consolidated
Toll Revenues	\$277,664,400	\$23,687,800	\$301,352,200
Interest Income	35,440,000	560,000	36,000,000
Miscellaneous	15,000	0	15,000
	<u>\$313,119,400</u>	<u>\$24,247,800</u>	<u>\$337,367,200</u>

Operating budget expenses are generally categorized into four components, which are System, Non-System, MoPac, Non-Departmental. System and MoPac expenses are directly related to the operation and maintenance of those roadways. Non-System and Non-Departmental expenditures are not attributable to operating a specific roadway and are typically associated with other expenses such as overall administration, the operation of the Authority's headquarters building, and System debt service or loan repayments.

	System	Non-System	MoPac	Non-Departmental	Consolidated
Operating Expenses	\$47,386,158	\$0	\$2,335,397	\$727,000	\$50,448,555
Maintenance Expenses	8,181,836	0	1,598,560	0	9,780,396
Administrative Expenses	0	9,546,750	0	0	9,546,750
Debt/Loan Payments	0	0	2,102,389	114,980,030	117,082,419
Other Expenses	0	5,574,365	10,000,000	0	15,574,365
	<u>\$55,567,994</u>	<u>\$15,121,115</u>	<u>\$16,036,346</u>	<u>\$115,707,030</u>	<u>\$202,432,485</u>

Funds remaining after payment of operating, maintenance, and debt or loans, expenses are allocated to three categories of capital expenditures. The categories include the capital budget, which is typically new equipment or assets; renewal and replacement; replacing assets that are in need of repair or have reached the end of their useful life, and the capital improvement program, which are typically involved with the development of new, large roadway projects. The capital improvement program projects are usually initially funded by the Authority's General Fund and if pursued further to full development, are financed through debt issuance.

	System
Capital Budget	\$27,229,530
Renewal and Replacement	14,385,000
Capital Improvement	13,454,000
	<u>\$55,068,530</u>

After consideration of projected revenues and expenses, the projected funds remaining will be sufficient to meet the Authority Board's reserve policy of one year of total expenses and any funds beyond the reserve policy are designated for future debt service and/or capital improvements.

Consolidated Summary of Revenues and Expenses

Central Texas Regional Mobility Authority
FY 2026 Consolidated Summary of Revenue, Expenses and Cash Flow

	FY 2023 Actual Results	FY 2024 Actual Results	FY 2025 Adopted Budget	FY 2026 Proposed Budget
Revenues				
<i>Operating Revenue:</i>				
Tag Revenue	146,001,192	162,877,097	178,100,000	210,599,300
Video Tolls	66,875,538	62,334,609	67,500,000	73,589,980
Fee Revenue	12,787,696	13,363,542	13,200,000	17,162,920
Total Operating Revenue	225,664,427	238,575,248	258,800,000	301,352,200
<i>Other Revenue:</i>				
Interest Income	36,384,157	53,760,324	43,025,800	36,000,000
Grant Revenue	344,737	419,630	595,467	-
Miscellaneous Revenue	20,356	42,396	100,000	15,000
Total Other Revenue	36,749,249	54,222,350	43,721,267	36,015,000
Total Revenue	262,413,676	292,797,598	302,521,267	337,367,200
Expenses				
<i>Administrative, Operating and Financing</i>				
Salaries and Benefits	(5,469,814)	(6,024,338)	(7,356,441)	(8,757,921)
Administrative Expenses	(3,939,555)	(5,153,522)	(8,876,850)	(9,546,750)
Operations and Maintenance	(32,262,345)	(39,014,974)	(47,598,754)	(53,299,089)
Other Expenses	(6,567,472)	(2,210,137)	(8,211,621)	(8,466,196)
Interest and Other Non-Operating Expenses	(82,438,092)	(65,918,398)	(119,712,756)	(122,362,528)
Total Expenses	(130,677,278)	(118,321,370)	(191,756,422)	(202,432,485)
<i>Plus: Non Cash Expenses</i>				
Bond Issuance Expense	3,433,925	-	-	-
Total Non Cash Expenses	3,433,925	-	-	-
Net Operating Cash Inflows				134,934,715
Operating Capital Budget				(41,614,530)
Total Net Cash Flow FY 2026				93,320,185

Estimated General Fund Designated Balance	FY 2026
Estimated General Fund Balance - June 30, 2025	252,000,000
Estimated General Fund Balance - June 30, 2026	345,320,185
Board Operating Cash Reserve Policy FY 2026	(202,432,485)
Capital Reserve	(38,344,216)
Designated for Future Debt Service/Capital Improvement Projects	104,543,485

Estimated MoPac North Cash Inflows (Outflows)	FY 2026
Estimated MoPac General Fund Balance - June 30, 2025	23,600,000
Estimated MoPac General Fund Balance - June 30, 2026	31,800,000
Capital Reserve	(5,589,330)
Designated for Loan Repayment/Capital Improvement Projects	26,210,670

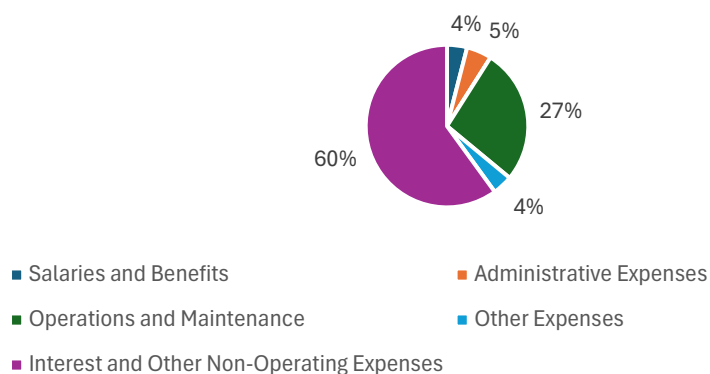
Consolidated Summary of Revenues and Expenses

All Departments

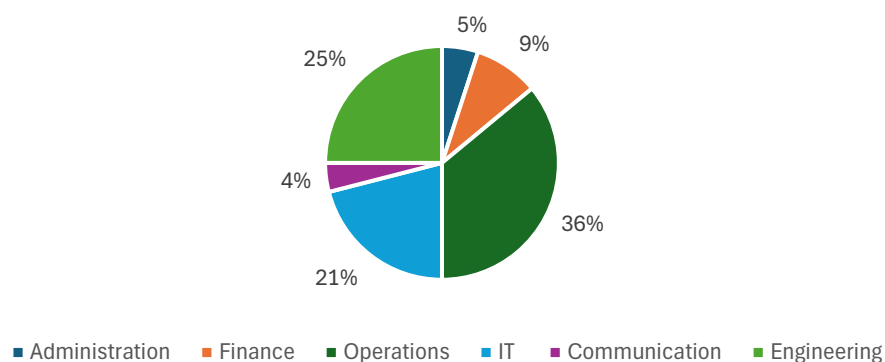
Summary of Expenses:

	FY 2023 Actuals	FY 2024 Actuals	FY 2025 Adopted Budget	FY 2026 Proposed Budget	Increase (Decrease)
Salaries and Benefits	\$ 5,469,814	\$ 6,024,338	\$ 7,356,441	\$ 8,757,921	19.1%
Administrative Expenses	3,939,555	5,153,522	8,876,850	9,546,750	7.5%
Operations and Maintenance	32,262,345	39,014,974	47,598,754	53,299,089	12.0%
Other Expenses	6,567,472	2,210,137	8,211,621	8,466,196	3.1%
Interest and Other Non-Operating Expenses	82,438,092	65,918,398	119,712,756	120,961,805	1.0%
Total Expenses	\$ 130,677,278	\$ 118,321,370	\$ 191,756,422	\$ 201,031,762	4.8%

FY 2026 Expenses by Category



FY 2026 Expenses by Department



Consolidated Summary of Revenues and Expenses

Central Texas Regional Mobility Authority
FY 2026 Revenue and Expense by Line Item
All Departments

Account Name	FY2023 Actual Results	FY2024 Actual Results	FY 2025 Adopted Budget	FY 2026 Proposed Budget	% Change From Prior Year
Revenue					
Operating Revenue					
Tag Revenue	146,001,192	162,877,097	178,100,000	210,599,300	18.2%
Video Tolls	66,875,538	62,334,609	67,500,000	73,589,980	9.0%
Fee Revenue	12,787,696	13,363,542	13,200,000	17,162,920	30.0%
Total Operating Revenue	225,664,427	238,575,248	258,800,000	301,352,200	16.4%
Other Revenue					
Interest Income	36,384,157	53,760,324	43,025,800	36,000,000	-16.3%
Grant Revenue	344,737	419,630	595,467	-	-100.0%
Miscellaneous	20,356	42,396	100,000	15,000	-85.0%
Gain/Loss on Sale of Asset	-	-	-	-	0.0%
Total Other Revenue	36,749,249	54,222,350	43,721,267	36,015,000	-17.6%
Total Revenue	262,413,676	292,797,598	302,521,267	337,367,200	11.5%
Expenses					
Salaries and Benefits					
Salaries & Wages					
Salary Expense - Regular	3,940,943	4,314,626	4,994,532	5,853,329	17.2%
Salary Reserve	-	-	80,000	80,000	0.0%
Total Salaries	3,940,943	4,314,626	5,074,532	5,933,329	16.9%
Contractual Employees Expense	-	-	-	-	#DIV/0!
Benefits					
TCDRS	712,178	780,698	1,142,301	1,261,492	10.4%
FICA	199,223	219,672	257,234	301,224	17.1%
FICA MED	57,077	62,247	72,421	84,873	17.2%
Health Insurance Expense	430,706	471,836	586,073	854,583	45.8%
Life Insurance Expense	4,037	3,211	3,249	4,402	35.5%
Auto Allowance Expense	9,818	10,200	10,200	10,200	0.0%
Other Benefits	117,371	158,436	204,671	300,618	46.9%
Total Benefits	1,530,409	1,706,300	2,276,149	2,817,393	23.8%
Payroll Taxes					
Unemployment Taxes	(1,538)	3,412	5,760	7,200	25.0%
Total Payroll Taxes	(1,538)	3,412	5,760	7,200	25.0%
Total Salaries and Benefits	5,469,814	6,024,338	7,356,441	8,757,921	19.1%

Consolidated Summary of Revenues and Expenses

Central Texas Regional Mobility Authority
FY 2026 Revenue and Expense by Line Item
All Departments

Account Name	FY2023 Actual Results	FY2024 Actual Results	FY 2025 Adopted Budget	FY 2026 Proposed Budget	% Change From Prior Year
Administrative					
Administrative and Office Expenses					
Accounting	8,144	8,564	9,500	11,000	15.8%
Auditing	182,155	161,270	270,000	187,000	-30.7%
Financial Advisors	205,200	181,800	200,000	180,000	-10.0%
Human Resources	50,079	1,619	100,000	100,000	0.0%
Legal	33,335	19,057	60,000	30,000	-50.0%
IT Services	347,842	251,731	365,000	550,000	50.7%
Software Licenses	705,373	1,350,901	1,573,150	1,958,500	24.5%
Cell Phones	20,594	33,926	34,900	27,900	-20.1%
Local Telephone Service	93,815	2,350	2,200	2,500	13.6%
Overnight Delivery Services	108	-	200	200	0.0%
Copy Machine	15,264	15,264	15,300	15,300	0.0%
Repair and Maintenance - General	-	10,339	10,000	10,000	0.0%
Meeting Facilities	-	-	2,500	2,500	0.0%
Meeting Expense	8,828	7,583	13,750	16,750	21.8%
Toll Tag Expense	500	700	3,000	3,000	0.0%
Parking / Local Ride Share	580	198	2,500	2,750	10.0%
Mileage Reimbursement	1,019	1,113	4,600	4,950	7.6%
Insurance Expense	275,619	(1,218)	1,301,000	1,601,000	23.1%
Rent Expense	510,273	686,533	992,200	855,000	-13.8%
Building Parking	1,441	1,803	3,500	4,000	14.3%
Legal					
Legal - Board Meeting	16,995	63,728	50,000	40,000	-20.0%
Legal - Engineering	18,195	7,899	20,000	10,000	-50.0%
Legal - Financing	2,798	3,556	8,000	8,000	0.0%
Legal - Human Resources	21,195	16,705	10,000	10,000	0.0%
Legal - Litigation	2,475	4,865	40,000	30,000	-25.0%
Legal - Open Meetings/Public Information Act	18,702	81,744	50,000	60,000	20.0%
Legal - Operations	117,928	21,510	25,000	25,000	0.0%
Legal - Procurements and Contracts	2,537	30,069	50,000	110,000	120.0%
Legal - Legislative Matters	48,441	37,695	50,000	25,000	-50.0%
Legal - Administration	10,176	43,657	40,000	25,000	-37.5%
Legal - Toll Enforcement	-	1,279	30,000	50,000	66.7%
Legal - Intellectual Property	2,241	3,903	10,000	10,000	0.0%
Legal - Technology Initiatives	-	-	-	10,000	0.0%
Legal - General Legal Matters	273	39,138	50,000	50,000	0.0%
Legal - Information Technology	-	45,025	25,000	10,000	-60.0%
Total Legal Services	261,956	400,774	458,000	473,000	3.3%
Total Administrative and Office Expenses	2,722,125	3,134,307	5,421,300	6,035,350	11.3%
Office Supplies					
Books and Publications	3,044	3,478	5,250	4,750	-9.5%
Office Supplies	2,377	1,610	5,250	7,750	47.6%
Miscellaneous Office Equipment	9,370	2,974	4,500	4,500	0.0%
Computer Supplies	264,267	87,005	201,850	207,600	2.8%
Copy Supplies	433	-	750	500	-33.3%
Other Reports - Printing	-	43	500	750	50.0%
Office Supplies - Printed	1,208	2,495	3,500	5,000	42.9%
Postage Expense	495	940	900	1,450	61.1%
Total Office Supplies	281,193	98,544	222,500	232,300	4.4%

Consolidated Summary of Revenues and Expenses

Central Texas Regional Mobility Authority
FY 2026 Revenue and Expense by Line Item
All Departments

Account Name	FY2023 Actual Results	FY2024 Actual Results	FY 2025 Adopted Budget	FY 2026 Proposed Budget	% Change From Prior Year
Communications and Public Relations					
Print Production	-	-	75,000	75,000	0.0%
Website Maintenance	55,918	411,671	240,000	185,000	-22.9%
Research Services	3,600	-	210,000	185,000	-11.9%
Communications and Marketing	41,743	79,073	500,000	600,000	20.0%
Media Planning and Placement	474,322	1,095,416	1,225,000	1,225,000	0.0%
Direct Mail Production	-	-	60,000	45,000	-25.0%
TV and Video Production	29,097	41,470	250,000	250,000	0.0%
Photography	14,090	6,485	25,000	25,000	0.0%
Radio Production	-	-	50,000	50,000	0.0%
Other Public Relations	1,200	5,000	20,000	20,000	0.0%
Promotional Items	29,254	11,031	20,000	25,000	25.0%
Printing	-	949	80,000	55,000	-31.3%
Other Communication Expenses	(30)	-	15,000	50,000	233.3%
Total Communications and Public Relations	649,194	1,651,094	2,770,000	2,790,000	0.7%
Employee Development					
Subscriptions	2,443	139	1,250	750	-40.0%
Agency Memberships	46,908	54,616	88,300	89,850	1.8%
Continuing Education	1,949	1,190	14,800	15,000	1.4%
Professional Development	7,683	7,479	21,400	32,200	50.5%
Other Licenses	1,223	268	2,000	3,200	60.0%
Seminars and Conferences	53,037	16,317	70,300	79,100	12.5%
Travel	40,991	55,413	107,000	124,500	16.4%
Total Employee Development	154,235	135,422	305,050	344,600	13.0%
Financing and Banking Fees					
Trustee Fees	60,000	56,500	75,000	65,000	-13.3%
Bank Fee Expense	1,983	6,648	6,500	12,000	84.6%
Continuing Disclosure	11,525	9,903	10,000	-	-100.0%
Arbitrage Rebate Calculation	16,300	16,105	16,500	17,500	6.1%
Rating Agency Expense	43,000	45,000	50,000	50,000	0.0%
Total Financing and Banking Fees	132,808	134,156	158,000	144,500	-8.5%
Total Administrative	3,939,555	5,153,522	8,876,850	9,546,750	7.5%

Consolidated Summary of Revenues and Expenses

Central Texas Regional Mobility Authority
FY 2026 Revenue and Expense by Line Item
All Departments

Account Name	FY2023 Actual Results	FY2024 Actual Results	FY 2025 Adopted Budget	FY 2026 Proposed Budget	% Change From Prior Year
Operations and Maintenance					
Operations and Maintenance Consulting					
General Engineering Consultant					
GEC - Trust Indenture Support					
GEC 1.1 Annual O&M Budget Development	38,179	78,080	55,000	55,000	0.0%
GEC 1.2 Annual Facility Inspections	482,863	449,680	1,498,659	1,404,653	-6.3%
GEC 1.3 Toll Rate Schedule Prep	-	-	15,000	15,000	0.0%
GEC - Financial Planning Support					
GEC 2.1 Program Funding Support	291,307	282,475	300,000	300,000	0.0%
GEC - Toll Ops Support					
GEC 3.1 Operations Center Support	-	-	133,304	119,476	-10.4%
GEC 3.2 Toll Operations Support	954,151	1,016,210	1,008,832	1,531,880	51.8%
GEC - Roadway Ops Support					
GEC 4.1 Driveway and Utility Permitting	22,040	27,331	70,000	90,000	28.6%
GEC 4.3 Maintenance Contract Support/Oversight	457,811	789,349	600,000	922,000	53.7%
GEC 4.4 Traffic Data Gathering and Analysis	367,308	651,930	795,000	800,000	0.6%
GEC 4.7 Warranty	-	-	50,000	50,000	0.0%
GEC - Technology Support					
GEC 5.1 Technology Development	568,743	705,027	779,962	637,050	-18.3%
GEC 5.2 Technology Maintenance	11,842	7,201	25,000	145,250	481.0%
GEC - Public Information Support					
GEC 6.2 Public Information - Non Project	171,725	272,993	200,000	250,000	25.0%
GEC - General Support					
GEC 7.1 Program Management	202,150	154,717	170,500	635,250	272.6%
GEC 7.2 Technical Resource Support	323	53,707	40,000	44,000	10.0%
GEC 7.3 Study and Report Review	34,137	3,065	15,000	-	-100.0%
GEC 7.4 Agency Coordination - Non Project	348,723	305,438	605,000	221,650	-63.4%
GEC 7.5 Other Initiatives - Non Project	252,501	581,492	1,245,500	1,245,000	0.0%
GEC 7.6 Other Initiatives - Project	-	-	150,000	-	-100.0%
General System Consultant	386,399	1,214,039	2,307,274	2,086,000	-9.6%
Traffic Modeling	-	-	125,000	125,000	0.0%
Traffic and Revenue Consultant	901,109	717,636	1,200,000	1,985,000	65.4%
Total Operations and Maintenance Consulting	5,491,312	7,310,367	11,389,031	12,662,209	11.2%
Road Operations and Maintenance					
Roadway Maintenance	768,696	3,170,970	4,169,031	4,887,388	17.2%
Landscape Maintenance	2,646,439	2,770,782	3,249,260	3,957,508	21.8%
Signal and Illumination Maintenance	-	-	25,000	-	-100.0%
Maintenance Supplies-Roadway	107,895	48,337	400,000	400,000	0.0%
Tools and Equipment Expense	1,741	216	-	95,000	#DIV/0!
Gasoline	17,717	17,291	30,000	30,000	0.0%
Repair and Maintenance - Vehicles	(8,830)	1,649	10,000	10,000	0.0%
Natural Gas	6,165	14,005	7,500	10,000	33.3%
Electricity - Roadways	294,580	316,420	300,000	375,000	25.0%
Total Road Operations and Maintenance	3,834,404	6,339,670	8,190,791	9,764,896	19.2%

Consolidated Summary of Revenues and Expenses

Central Texas Regional Mobility Authority
FY 2026 Revenue and Expense by Line Item
All Departments

Account Name	FY2023 Actual Results	FY2024 Actual Results	FY 2025 Adopted Budget	FY 2026 Proposed Budget	% Change From Prior Year
Toll Processing and Collection Expense					
Image Processing	3,491,746	3,174,779	3,300,000	2,050,960	-37.8%
Tag Collection Fees	10,227,028	11,201,277	12,675,000	16,562,474	30.7%
Court Enforcement Costs	-	-	160,000	200,000	25.0%
PBM Incentive	-	-	500,000	500,000	0.0%
Total Toll Processing and Collections	13,718,774	14,376,056	16,635,000	19,313,434	16.1%
Toll Operations Expense					
Generator Fuel	1,252	1,072	3,000	3,000	0.0%
Fire and Burglar Alarm	493	493	500	500	0.0%
Refuse	2,190	2,070	2,360	2,900	22.9%
Telecommunications	3,360	140,357	100,000	160,000	60.0%
Water - Irrigation	7,754	8,003	7,500	9,500	26.7%
Electricity	602	674	750	650	-13.3%
ETC Spare Parts Expense	65,917	282,422	150,000	250,000	66.7%
Repair and Maintenance Toll Equipment	192,085	260,106	100,000	100,000	0.0%
Law Enforcement	416,522	460,876	725,000	825,000	13.8%
ETC Maintenance Contract	7,254,951	6,759,512	6,450,000	6,450,000	0.0%
Transaction Processing Maintenance Contract	248,740	1,897,480	2,000,000	2,300,000	15.0%
ETC Toll Management Center System Operation	707,186	886,763	1,338,822	487,000	-63.6%
ETC Development	274,882	289,052	456,000	520,000	14.0%
ETC Testing	41,922	-	50,000	450,000	800.0%
Total Toll Operations	9,217,856	10,988,882	11,383,932	11,558,550	1.5%
Total Operations and Maintenance	32,262,345	39,014,974	47,598,754	53,299,089	12.0%
Other Expenses					
Special Projects and Contingencies					
HERO	147,829	196,641	711,621	1,774,224	149.3%
Special Projects	-	-	50,000	250,000	400.0%
71 Express Interest Expense	6,021,309	1,814,724	6,750,000	5,831,972	-13.6%
Customer Relations	-	6,772	10,000	10,000	0.0%
Technology Initiatives	43,784	-	100,000	75,000	-25.0%
Other Contractual Services	354,550	192,000	390,000	325,000	-16.7%
Contingency	-	-	200,000	200,000	0.0%
Total Special Projects and Contingencies	6,567,472	2,210,137	8,211,621	8,466,196	3.1%
Total Other Expenses	6,567,472	2,210,137	8,211,621	8,466,196	3.1%
Non-Operating Expenses					
Bond Issuance Expense	3,433,925	-	-	-	
Loan Fee Expense	32,000	-	-	-	
Interest Expense - Debt Obligations	78,924,471	59,883,398	109,112,756	111,250,448	2.0%
CAMPO RIF Payment	-	6,000,000	10,000,000	10,000,000	0.0%
Headquarters Expenses	-	-	-	512,080	0.0%
Community Initiatives	47,696	35,000	600,000	600,000	0.0%
Total Non-Operating Expense	82,438,092	65,918,398	119,712,756	122,362,528	2.2%
Total Expenses	130,677,278	118,321,370	191,756,422	202,432,485	5.6%
Net Income	131,736,398	174,476,228	110,764,845	134,934,715	21.8%

Consolidated Summary of Revenues and Expenses

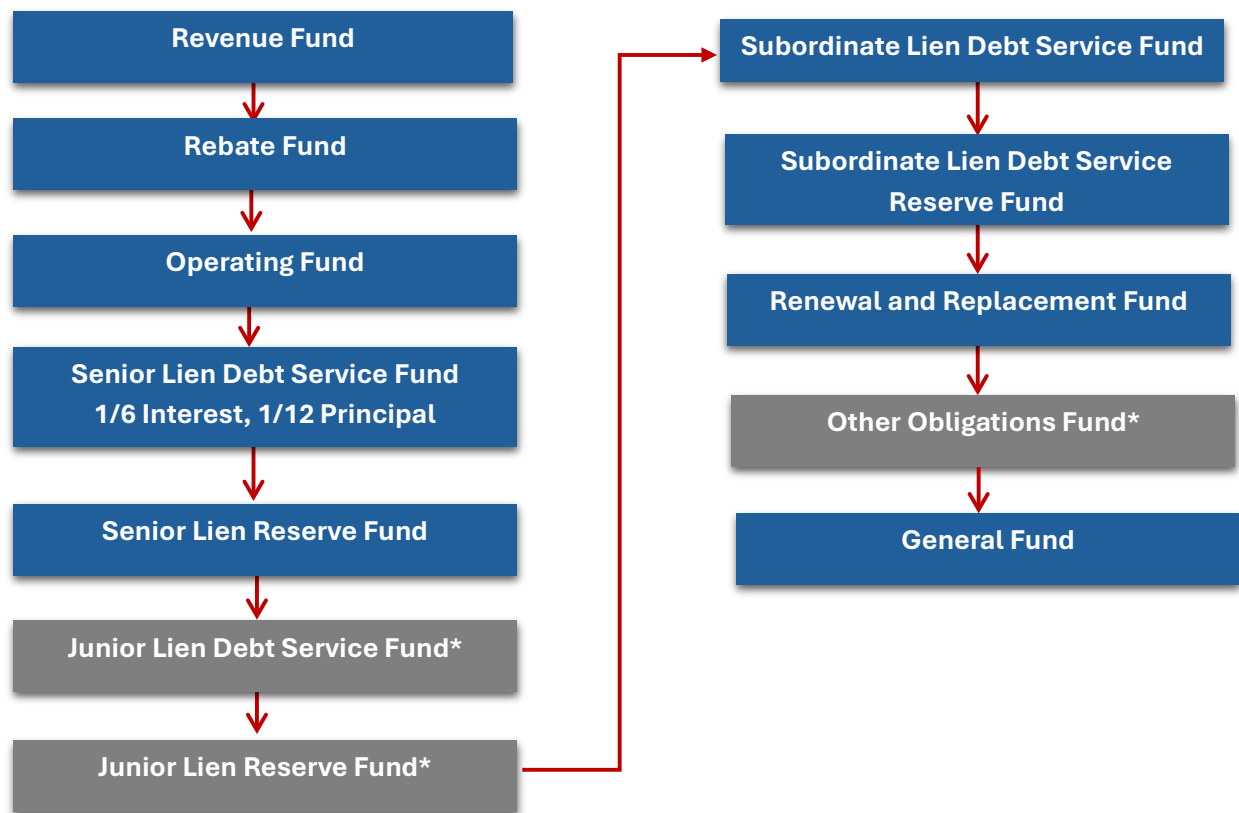
Fund Account Descriptions

The Authority operates as an enterprise fund in accordance with United States generally accepted accounting principles (GAAP). The Trust agreement requires that certain funds and accounts be established and maintained. Certain proceeds of the Revenue Bonds are restricted by applicable bond covenants for construction or restricted as reserves to ensure repayment of the bonds. Certain other assets are accumulated and restricted on a monthly basis in accordance with the Indenture Agreements for the purpose of paying interest and principal payments that are due on a semiannual and annual basis, respectively, and for the purpose of maintaining the reserve funds at the required levels. Payments from these restricted accounts are strictly governed by the Indenture Agreements and can only be made in compliance with the Indenture Agreements. When both restricted and unrestricted amounts are available for use, the Authority's policy is to use restricted amounts first, with unrestricted resources utilized as needed.

Limited types of expenses may be funded from these accounts. Expenses that do not meet these requirements are funded from unrestricted accounts. The sub-funds and accounts that have been established in accordance with the Indenture Agreements are as follows:

- Revenue Fund – The Revenue Fund was created to account for all revenues (all tolls, other revenues, and income) arising or derived by the Authority from the operation and ownership of the System. All revenues of the funds are distributed to other funds in accordance with the Trust Agreement.
- Rebate Fund – The Rebate Fund was created to account for payments to the United States of America under Section 148 of the Code to pay costs related to the calculation of amounts due.
- Operating Fund – The Operating Fund was created to account for and pay current operating and maintenance expenses of the System.
- Debt Service Funds – The Debt Service Funds were created to account for the payment of the semiannual interest requirements of the revenue bonds and to account for the payment of the annual principal requirements of the revenue bonds.
- Debt Service Reserve Funds – The Debt Service Reserve Funds were created for the purpose of paying interest and principal of the bonds whenever and to the extent that the monies held in the Debt Service Funds shall be insufficient for such purpose. The required reserve is an amount equal to the average annual debt service requirements of all bonds outstanding.
- Renewal and Replacement Fund – The Renewal and Replacement Fund was created to account for those expenses of maintaining the Authority that do not recur on an annual or shorter basis. As defined in the Trust Agreement, such items include repairs, painting, renewals, and replacements necessary for safe or efficient operation of the Authority or to prevent loss of revenues, engineering expenses relating to the functions of the Authority, equipment, maintenance expenses, and operating expenses not occurring at annual or shorter periods.
- General Fund – The General Fund was created to account for those expenses not reflected in other funds and can be used to pay expenses such as purchase or redemption of obligations, to fund improvements, extensions, and replacements of the system or any other purchase the Authority deems necessary.
- Capital Projects Funds - The Capital Project Funds were created to account for that portion of the proceeds from the sale of the Authority Revenue Bonds, which is required to be deposited with the trustee in order to pay all costs of construction. Monies received from any other source for paying the cost of the Authority may also be deposited in the Construction and Property Fund.

Consolidated Summary of Revenues and Expenses



*CTRMA does not currently have Junior Lien or Other Obligations.

Consolidated Summary of Revenues and Expenses

Departments and Funds Matrix

The relationship between the Authority's departments and major funds is illustrated below. The use of a fund by the department is highlighted in blue, and the percentage of the budget associated with the department is shown. The dollar amounts are shown in detail on the Departmental Budget and Information documents in the Departmental Budget Section.

Department	Operating	Capital
Administrative Services:		
Administration	1.39%	4.62%
Communications	1.67%	-
Engineering	7.81%	72.01%
Finance	3.30%	-
Legal	0.46%	-
Non-Departmental	57.76%	-
Total Administrative Services	72.39%	76.63%
Operational Services:		
Operations	12.46%	5.10%
Information Technology	7.84%	18.27%
Non-System - Mopac	7.31%	-
Total Operational Services	27.61%	23.37%
FY2026 Totals	100.00%	100.00%

Consolidated Summary of Revenues and Expenses

	2023 Actual	2024 Actual	2025 Budget	2026 Budget	Variance to FY2025 Budget (1)
System Revenues:					
Toll Revenue:					
183A Toll	86,820,088	89,132,176	101,618,000	123,046,791	21.09%
183S Toll	62,855,989	67,106,225	69,590,000	74,859,139	7.57%
183N Managed Lane	-	-	-	3,879,906	
290 Toll	40,054,781	42,994,313	45,787,000	49,091,795	7.22%
45SW Toll	8,466,248	9,101,506	9,945,000	11,107,120	11.69%
71Toll Lane	12,666,155	13,509,932	14,260,000	15,679,651	9.96%
Total Toll Revenue	210,863,261	221,844,151	241,200,000	277,664,403	15.12%
Investment Income	36,384,157	53,760,324	42,645,800	35,440,000	-16.90%
Other Income	365,093	462,026	695,467	15,000	-97.84%
Total Other Revenue	36,749,250	54,222,350	43,341,267	35,455,000	-18.20%
Total System Revenues	247,612,511	276,066,502	284,541,267	313,119,403	10.04%

(1) Estimated FY2026 toll revenues per Stantec Traffic and Revenue Study; investment and other revenue estimated by staff based on April 30, 2025 actuals)

MoPac Revenues:					
Toll Revenue:					
MoPac Express Lane	14,801,166	16,731,096	17,600,000	23,687,797	34.59%
Total Toll Revenue	14,801,166	16,731,096	17,600,000	23,687,797	34.59%
Investment Income	415,316	797,816	380,000	560,000	
Total Other Revenue	415,316	797,816	380,000	560,000	
Total Mopac Revenues	15,216,483	17,528,912	17,980,000	24,247,797	34.86%

(1) Estimated FY2026 toll revenues per Stantec Traffic and Revenue Study; investment and other revenue estimated by staff based on April 30, 2025 actuals)






Consolidated Summary of Revenues and Expenses

	2023 Actual	2024 Actual	2025 Budget	2026 Budget	Variance to FY2025 Budget
Revenues:					
Toll Revenue	225,664,426	238,575,248	258,800,000	301,352,200	16.44%
Investment Income	36,384,157	53,760,324	43,025,800	36,000,000	-16.33%
Other Income	365,093	462,026	695,467	15,000	-97.84%
Total Revenues	262,413,676	292,797,598	302,521,267	337,367,200	11.52%
Administrative Services:					
Administration	2,112,103	1,977,425	3,536,811	3,702,671	4.69%
Communications	1,307,591	2,410,590	3,267,967	3,352,484	2.59%
Engineering	8,357,503	10,341,628	14,348,467	16,900,707	17.79%
Finance	6,723,228	2,899,317	5,714,112	6,613,442	15.74%
Non-Departmental	84,945,780	61,698,122	116,109,000	115,707,111	-0.35%
Total Administrative Services	103,446,205	79,327,082	142,976,357	146,276,416	2.31%
Operational Services:					
Operations	16,683,883	17,543,644	21,587,445	25,039,518	15.99%
Information Technology	10,547,190	11,572,524	12,574,632	15,080,206	19.93%
Non-System - Mopac	-	9,878,120	14,617,988	16,036,345	9.70%
Total Operational Services	27,231,073	38,994,288	48,780,065	56,156,069	15.12%
FY2026 Total Expenses	130,677,278	118,321,370	191,756,422	202,432,485	5.57%

Administration

The primary role of the Administration Department is to manage the agency, its departments, programs, and projects in alignment with the Strategic Plan. The Agency's legal counsel, mobility innovation efforts, and general support for the Board of Directors is also included in this Department.

With the complexity of the Mobility Authority's roadway toll and technology systems, it is imperative that the toll and roadway systems have the capacity to effectively support both our existing and future facilities. Significant effort will be focused on the modernization of the toll and roadway technology systems and to deploy innovative mobility technologies. This is all part of an ongoing effort to maximize the safety and efficiency of our roadways using technology, to find new ways to communicate with our customers and key stakeholders, and to provide timely and relevant information needed for customers to make effective travel decisions.

FY 2026 Goals - Administration					
Champion regional coordination by partnering with major mobility providers to promote a coordinated, regional mobility system.					
Help evaluate and deploy next-generation innovative technologies and mode choice (i.e. connected/automated vehicle systems, etc.) to maximize the safety and efficiency of Mobility Authority roadways.					

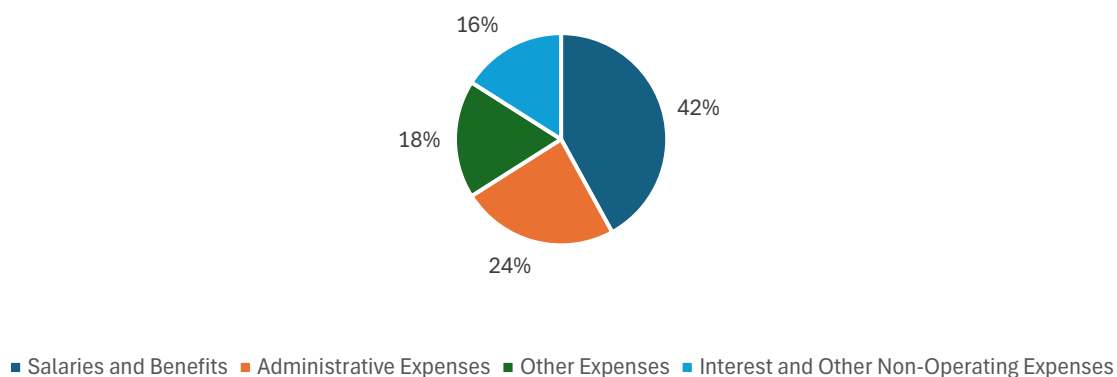
Administration

Administration

Summary of Expenses:

	FY 2023 Actuals	FY 2024 Actuals	FY 2025 Adopted Budget	FY 2026 Proposed Budget	Increase (Decrease)
Salaries and Benefits	\$ 1,364,790	\$ 1,224,633	\$ 1,497,811	\$ 1,544,721	3.1%
Administrative Expenses	436,102	525,792	899,000	907,950	1.0%
Other Expenses	263,514	192,000	540,000	650,000	20.4%
Interest and Other Non-Operating Expenses	47,696	35,000	600,000	600,000	0.0%
Total Expenses	\$ 2,112,103	\$ 1,977,425	\$ 3,536,811	\$ 3,702,671	4.7%

FY 2026 Expenses by Category



Administration

Central Texas Regional Mobility Authority

Operating Budget - FY 2026

Administration

Account Name	FY2023 Actual Results	FY2024 Actual Results	FY 2025 Adopted Budget	FY 2026 Proposed Budget	% Change From Prior Year
Expenses					
Salaries and Benefits					
Salaries & Wages					
Salary Expense - Regular	1,007,882	896,952	1,093,098	1,130,029	3.4%
Total Salaries	1,007,882	896,952	1,093,098	1,130,029	3.4%
Benefits					
TCDRS	175,638	162,537	193,799	196,298	1.3%
FICA	37,597	31,319	46,721	46,752	0.1%
FICA MED	14,683	13,399	15,849	16,385	3.4%
Health Insurance Expense	55,122	40,691	54,455	55,350	1.6%
Life Insurance Expense	655	535	516	733	42.1%
Auto Allowance Expense	9,818	10,200	10,200	10,200	0.0%
Other Benefits	63,762	68,533	82,273	88,073	7.0%
Total Benefits	357,275	327,213	403,813	413,792	2.5%
Payroll Taxes					
Unemployment Taxes	(366)	468	900	900	0.0%
Total Payroll Taxes	(366)	468	900	900	0.0%
Total Salaries and Benefits	1,364,790	1,224,633	1,497,811	1,544,721	3.1%
Administrative					
Administrative and Office Expenses					
Human Resources	50,079	1,619	100,000	100,000	0.0%
Software Licenses	125	1,676	1,500	1,500	0.0%
Cell Phones	4,605	5,789	4,600	4,600	0.0%
Overnight Delivery Services	-	-	100	100	0.0%
Copy Machine	15,264	15,264	15,300	15,300	0.0%
Repair and Maintenance - General	-	10,339	10,000	10,000	0.0%
Meeting Facilities	-	-	2,500	2,500	0.0%
Meeting Expense	6,698	5,511	10,000	10,000	0.0%
Parking / Local Ride Share	126	26	600	600	0.0%
Mileage Reimbursement	86	82	1,500	1,500	0.0%
Insurance Expense	463	463	1,000	1,000	0.0%
Legal					
Legal - Board Meeting	16,995	63,728	50,000	40,000	-20.0%
Legal - Engineering	18,195	7,899	20,000	10,000	-50.0%
Legal - Financing	2,798	3,556	8,000	8,000	0.0%
Legal - Human Resources	21,195	16,705	10,000	10,000	0.0%
Legal - Litigation	2,475	4,865	40,000	30,000	-25.0%
Legal - Open Meetings/Public Information Act	18,702	81,744	50,000	60,000	20.0%
Legal - Operations	117,928	21,510	25,000	25,000	0.0%
Legal - Procurements and Contracts	2,537	30,069	50,000	110,000	120.0%
Legal - Legislative Matters	48,441	37,695	50,000	25,000	-50.0%
Legal - Administration	10,176	43,657	40,000	25,000	-37.5%
Legal - Toll Enforcement	-	1,279	30,000	50,000	66.7%
Legal - Intellectual Property	2,241	3,903	10,000	10,000	0.0%
Legal - Technology Initiatives	-	-	-	10,000	0.0%
Legal - General Legal Matters	273	39,138	50,000	50,000	0.0%
Legal - Information Technology	-	45,025	25,000	10,000	-60.0%
Total Legal Services	261,956	400,774	458,000	473,000	3.3%
Total Administrative and Office Expenses	339,403	441,542	605,100	620,100	2.5%

Administration

Central Texas Regional Mobility Authority

Operating Budget - FY 2026

Administration





Account Name	FY2023 Actual Results	FY2024 Actual Results	FY 2025 Adopted Budget	FY 2026 Proposed Budget	% Change From Prior Year
Office Supplies					
Books and Publications	2,965	3,478	5,000	4,500	-10.0%
Office Supplies	856	1,136	3,000	3,000	0.0%
Miscellaneous Office Equipment	-	2,974	2,500	2,500	0.0%
Computer Supplies	27	18	750	500	-33.3%
Copy Supplies	433	-	750	500	-33.3%
Office Supplies - Printed	184	137	500	500	0.0%
Postage Expense	495	539	650	600	-7.7%
Total Office Supplies	4,959	8,282	13,150	12,100	-8.0%
Communications and Public Relations					
Research Services	-	-	75,000	75,000	0.0%
Other Public Relations	1,200	5,000	20,000	20,000	0.0%
Total Communications and Public Relations	1,200	5,000	95,000	95,000	0.0%
Employee Development					
Subscriptions	1,903	139	250	250	0.0%
Agency Memberships	45,784	53,596	80,000	80,000	0.0%
Continuing Education	595	-	7,500	8,000	6.7%
Professional Development	525	-	1,500	2,000	33.3%
Other Licenses	750	-	1,500	1,500	0.0%
Seminars and Conferences	31,953	2,779	44,500	41,000	-7.9%
Travel	9,031	14,454	50,500	48,000	-5.0%
Total Employee Development	90,541	70,968	185,750	180,750	-2.7%
Total Administrative	436,102	525,792	899,000	907,950	1.0%
Other Expenses					
Special Projects and Contingencies					
Special Projects	-	-	50,000	250,000	400.0%
Technology Initiatives	43,784	-	100,000	75,000	-25.0%
Other Contractual Services	219,730	192,000	390,000	325,000	-16.7%
Total Special Projects and Contingencies	263,514	192,000	540,000	650,000	20.4%
Total Other and Non-Cash Expenses	263,514	192,000	540,000	650,000	20.4%
Non-Operating Expenses					
Community Initiatives	47,696	35,000	600,000	600,000	0.0%
Total Non-Operating Expense	47,696	35,000	600,000	600,000	0.0%
Total Expenses	2,112,103	1,977,425	3,536,811	3,702,671	4.7%

Finance

The primary roles of the Finance Department are to provide financial oversight and stewardship of the Mobility Authority. Under the direction of the Chief Financial Officer (CFO), the department is responsible for recommending and communicating strategic financial planning to the Executive Director, Board of Directors, and departments of the Mobility Authority. The department also provides all accounting, payment, budgeting, treasury, and debt management activities for the Mobility Authority. Finance also manages the employee benefit programs of the Mobility Authority. The major functional areas of the Finance Department are:

- Financing. Provide direction and leadership on all Mobility Authority project financing. Identify and research opportunities to capitalize on and leverage market conditions for debt refinancing and/or restructuring.
- Budget. Assist each department in developing, proposing, and managing the annual budget, capital budget, and five-year capital plan.
- Accounting. Responsible for maintaining all accounting records including processing payroll, accounts payable, reconciling records and monthly/annual financial reporting. Maintain timely, accurate, and efficient processes for payment of project and operational invoices. Provide all operating and capital project accounting. Assist external auditors with annual financial and compliance audits.
- Treasury. Responsible for cash management and investment of all Mobility Authority funds. Work closely with the trustee to manage cash flow and invest funds in accordance with the Texas Public Funds Investment Act and the Authority's Investment Policy. Manage daily banking activities and maintain productive relationships with banking providers.
- Compliance. Ensure proper and timely reporting, adhering to mandatory requirements, best practices, and standards for regulators, investors, and lenders.

Finance

FY 2026 Goals - Finance					
Evaluate innovative funding mechanisms and market opportunities for financing the Mobility Authority's projects and optimizing its debt portfolio.					
Maintain and improve bond ratings, reporting transparency, and covenant compliance.					
Maintain and increase debt service coverage ratios.					
Produce a five-year capital plan and five-year financial forecast.					
Actively and prudently manage Mobility Authority funds within established policies.					
Maintain pristine accounting records, reporting, and accounts payable processes.					
Review and recommend best practice financial policies including an appropriate reserve for financial flexibility, unexpected contingencies, and future capital projects.					
Modernize business processes, integrating automation where appropriate.					
Incorporate new accounting and budgeting software to improve efficiency, transparency, and timeliness in these practices.					

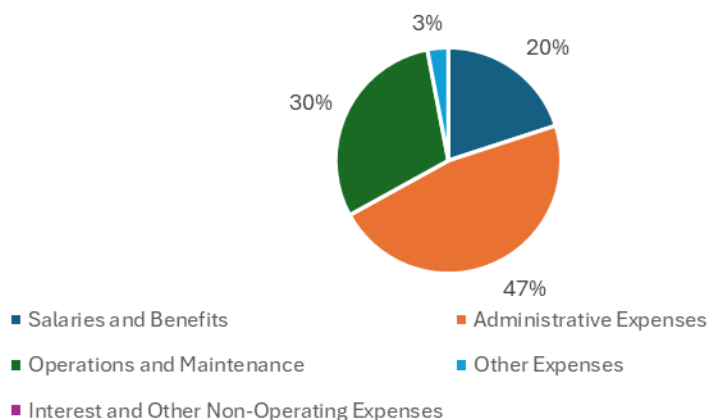
Finance

Finance

Summary of Expenses:

	FY 2023 Actuals	FY 2024 Actuals	FY 2025 Adopted Budget	FY 2026 Proposed Budget	Increase (Decrease)
Salaries and Benefits	\$ 843,739	\$ 1,039,567	\$ 1,226,453	\$ 1,299,192	5.9%
Administrative Expenses	1,376,734	1,234,034	3,086,550	3,128,200	1.3%
Operations and Maintenance	902,011	625,715	1,201,110	1,986,050	65.4%
Other Expenses	6,156,129	1,814,724	6,950,000	200,000	-97.1%
Interest and Other Non-Operating Expenses	82,390,396	65,883,398	119,112,756	-	-100.0%
Total Expenses	\$ 91,669,008	\$ 70,597,439	\$ 131,576,869	\$ 6,613,442	-95.0%

FY 2026 Expenses by Category



Finance

Central Texas Regional Mobility Authority

Operating Budget - FY 2026

Finance

Account Name	FY2023 Actual Results	FY2024 Actual Results	FY 2025 Adopted Budget	FY 2026 Proposed Budget	% Change From Prior Year
Expenses					
Salaries and Benefits					
Salaries & Wages					
Salary Expense - Regular	611,917	750,060	842,389	888,056	5.4%
Salary Reserve	-	-	80,000	80,000	0.0%
Total Salaries	611,917	750,060	922,389	968,056	5.0%
Benefits					
TCDRS	115,914	135,628	151,630	159,850	5.4%
FICA	29,455	40,066	42,877	43,302	1.0%
FICA MED	9,104	10,673	12,215	12,877	5.4%
Health Insurance Expense	51,866	67,475	70,671	73,586	4.1%
Life Insurance Expense	685	505	500	659	31.8%
Other Benefits	25,113	34,565	25,271	39,962	58.1%
Total Benefits	232,138	288,913	303,164	330,237	8.9%
Payroll Taxes					
Unemployment Taxes	(316)	595	900	900	0.0%
Total Payroll Taxes	(316)	595	900	900	0.0%
Total Salaries and Benefits	843,739	1,039,567	1,226,453	1,299,192	5.9%
Administrative					
Administrative and Office Expenses					
Accounting	8,144	8,564	9,500	11,000	15.8%
Auditing	180,374	158,467	245,000	187,000	-23.7%
Financial Advisors	205,200	181,800	200,000	180,000	-10.0%
Legal	33,335	19,057	60,000	30,000	-50.0%
Software Licenses	20,824	37,351	100,000	100,000	0.0%
Cell Phones	1,600	2,175	3,000	2,400	-20.0%
Overnight Delivery Services	23	-	100	100	0.0%
Meeting Expense	509	1,096	500	500	0.0%
Parking / Local Ride Share	95	90	150	150	0.0%
Mileage Reimbursement	3	20	50	100	100.0%
Insurance Expense	275,156	(1,681)	1,300,000	1,600,000	23.1%
Rent Expense	510,273	686,533	992,200	855,000	-13.8%
Building Parking	935	802	1,000	1,500	50.0%
Total Administrative and Office Expenses	1,236,470	1,094,274	2,911,500	2,967,750	1.9%
Office Supplies					
Books and Publications	78	-	-	-	0.0%
Office Supplies	316	248	1,000	1,000	0.0%
Computer Supplies	-	-	200	200	0.0%
Office Supplies - Printed	774	795	1,000	1,000	0.0%
Total Office Supplies	1,168	1,043	2,200	2,200	0.0%

Finance

Central Texas Regional Mobility Authority

Operating Budget - FY 2026

Finance

Account Name	FY2023 Actual Results	FY2024 Actual Results	FY 2025 Adopted Budget	FY 2026 Proposed Budget	% Change From Prior Year
Employee Development					
Agency Memberships	605	585	800	900	12.5%
Continuing Education	704	295	800	500	-37.5%
Professional Development	240	3,584	4,000	3,500	-12.5%
Other Licenses	-	97	250	250	0.0%
Seminars and Conferences	750	-	4,000	3,600	-10.0%
Travel	3,988	-	5,000	5,000	0.0%
Total Employee Development	6,287	4,561	14,850	13,750	-7.4%
Financing and Banking Fees					
Trustee Fees	60,000	56,500	75,000	65,000	-13.3%
Bank Fee Expense	1,983	6,648	6,500	12,000	84.6%
Continuing Disclosure	11,525	9,903	10,000	-	-100.0%
Arbitrage Rebate Calculation	16,300	16,105	16,500	17,500	6.1%
Rating Agency Expense	43,000	45,000	50,000	50,000	0.0%
Total Financing and Banking Fees	132,808	134,156	158,000	144,500	-8.5%
Total Administrative	1,376,734	1,234,034	3,086,550	3,128,200	1.3%
Operations and Maintenance					
Operations and Maintenance Consulting					
Traffic and Revenue Consultant	901,109	624,981	1,200,000	1,985,000	65.4%
Total Operations and Maintenance Consulting	901,109	624,981	1,200,000	1,985,000	65.4%
Toll Operations Expense					
Refuse	300	60	360	400	11.1%
Electricity	602	674	750	650	-13.3%
Total Toll Operations	902	734	1,110	1,050	-5.4%
Total Operations and Maintenance	902,011	625,715	1,201,110	1,986,050	65.4%
Other Expenses					
Special Projects and Contingencies					
71 Express Interest Expense	6,021,309	1,814,724	6,750,000	-	-100.0%
Other Contractual Services	134,820	-	-	-	0.0%
Contingency	-	-	200,000	200,000	0.0%
Total Special Projects and Contingencies	6,156,129	1,814,724	6,950,000	200,000	-97.1%
Total Other and Non-Cash Expenses	6,156,129	1,814,724	6,950,000	200,000	-97.1%
Non-Operating Expenses					
Bond Issuance Expense	3,433,925	-	-	-	0.0%
Loan Fee Expense	32,000	-	-	-	0.0%
Interest Expense - Debt Obligations	78,924,471	59,883,398	109,112,756	-	-100.0%
CAMPO RIF Payment	-	6,000,000	10,000,000	-	-100.0%
Total Non-Operating Expense	82,390,396	65,883,398	119,112,756	-	-100.0%
Total Expenses	91,669,008	70,597,439	131,576,869	6,613,442	-95.0%

Operations

The Operations Department upholds the Mobility Authority's core values - collaboration, innovation, service, safety, and stewardship - by overseeing the critical functions of toll operations and traffic & safety operations. These two business units work in tandem to serve both external customers (toll road users) and internal stakeholders.

I. Toll Operations

This business unit is responsible for the revenue cycle and customer experience related to tolling. Key responsibilities include:

- **Billing & Toll Collection:** Manages the end-to-end process of toll revenue collection, including transaction processing, reconciliation, and proactive strategies to optimize revenue capture throughout the billing cycle.
- **Customer Care:** Focuses on delivering a positive customer experience by providing efficient self-service options, resolving complex inquiries, and implementing customer-centric solutions.
- **Dispute & Escalation Management:** Addresses customer disagreements and complaints regarding toll charges, accounts, and related issues, ensuring fair and timely resolution. This includes managing escalations to executive or legislative levels.
- **Special Programs:** Administers programs that offer specific toll benefits or exemptions to eligible groups, such as veterans.
- **Toll Interoperability:** Collaborates with regional and national partners to facilitate seamless toll transactions across various systems and jurisdictions, enhancing customer convenience.
- **Violation Enforcement:** Implements and oversees enforcement activities to ensure toll payment compliance, minimize revenue loss, and maintain fairness for all toll road users.






II. Traffic & Safety Operations

This business unit focuses on ensuring the safe and efficient movement of vehicles on Mobility Authority roadways. Key responsibilities include:

- **Express Lane Toll Rate Management:** Actively manages express lane pricing to optimize traffic flow and respond to congestion or incidents.
- **Incident Response Coordination:** Collaborates with partner agencies to coordinate the detection, response, and clearance of traffic incidents and roadway debris, minimizing delays and safety hazards.
- **Law Enforcement Coordination:** Works closely with law enforcement to ensure safety, enforce traffic laws, and manage incidents on toll facilities.
- **Regional Partner Collaboration:** Coordinates traffic management and incident response with regional entities to ensure seamless operations across jurisdictions.

Operations

- Roadside Assistance: Manages the HERO program to provide assistance to motorists, including help with breakdowns, accidents, and debris removal, promoting safety and minimizing disruptions.
- Traffic Management: Employs technology and communication tools to inform drivers about traffic conditions, incidents, and alternative routes, improving traffic flow and safety.

FY 2026 Goals - Operations					
Toll Operations					
Enhance customer service through automation and mobile-friendly platforms.					
Optimize revenue collection by evaluating back-office solutions and improving pre-paid account management.					
Ensure financial stewardship by mitigating revenue leakage and refining enforcement programs.					
Expand interoperability to provide customers with seamless travel across toll systems.					
Traffic and Safety Operations					
Improve roadway safety by expanding roadside assistance coverage and coordinating with law enforcement.					
Enhance traffic flow and traveler information through data integration and communication technologies.					
Strengthen regional partnerships to optimize traffic management and incident response.					

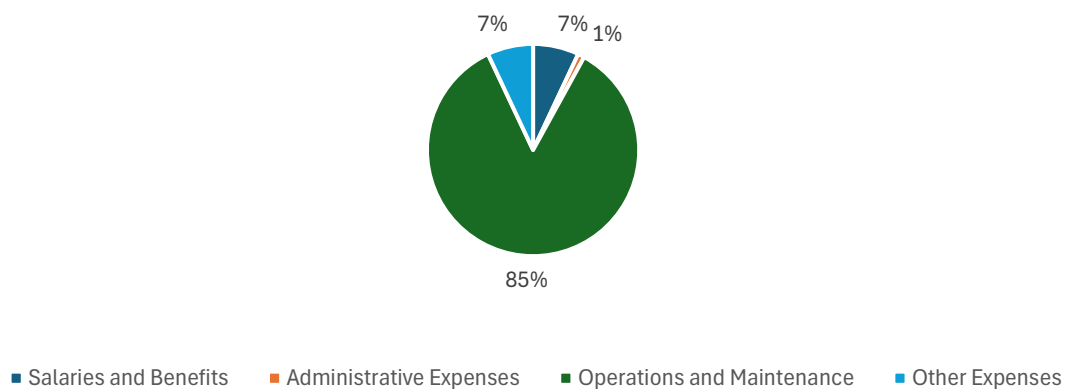
Operations

Operations

Summary of Expenses:

	FY 2023 Actuals	FY 2024 Actuals	FY 2025 Adopted Budget	FY 2026 Proposed Budget	Increase (Decrease)
Salaries and Benefits	\$ 705,878	\$ 902,003	\$ 1,105,521	\$ 1,810,718	63.8%
Administrative Expenses	55,777	83,479	376,900	351,400	-6.8%
Operations and Maintenance	15,774,399	17,364,741	21,229,232	22,726,790	7.1%
Other Expenses	147,829	203,413	721,621	1,784,224	147.3%
Total Expenses	\$ 16,683,883	\$ 18,553,636	\$ 23,433,274	\$ 26,673,132	13.8%

FY 2026 Expenses by Category



Operations

Central Texas Regional Mobility Authority

Operating Budget - FY 2026

Operations

Account Name	FY2023 Actual Results	FY2024 Actual Results	FY 2025 Adopted Budget	FY 2026 Proposed Budget	% Change From Prior Year
Expenses					
Salaries and Benefits					
Salaries & Wages					
Salary Expense - Regular	478,059	605,842	725,073	1,114,911	53.8%
Total Salaries	478,059	605,842	725,073	1,114,911	53.8%
Benefits					
TCDRS	86,010	109,574	130,513	200,684	53.8%
FICA	26,502	34,144	40,909	64,288	57.1%
FICA MED	6,798	8,635	10,514	16,166	53.8%
Health Insurance Expense	103,184	129,235	173,221	361,025	108.4%
Life Insurance Expense	646	616	704	1,134	61.1%
Other Benefits	4,941	13,245	23,327	50,170	115.1%
Total Benefits	228,081	295,450	379,188	693,467	82.9%
Payroll Taxes					
Unemployment Taxes	(262)	712	1,260	2,340	85.7%
Total Payroll Taxes	(262)	712	1,260	2,340	85.7%
Total Salaries and Benefits	705,878	902,003	1,105,521	1,810,718	63.8%
Administrative					
Administrative and Office Expenses					
Auditing	1,781	2,803	25,000	-	-100.0%
Software Licenses	-	572	71,650	7,000	-90.2%
Cell Phones	2,754	7,219	8,000	3,600	-55.0%
Overnight Delivery Services	85	-	-	-	0.0%
Meeting Expense	890	767	1,000	3,000	200.0%
Parking / Local Ride Share	174	44	250	500	100.0%
Mileage Reimbursement	738	818	1,050	1,350	28.6%
Total Administrative and Office Expenses	6,422	12,222	106,950	15,450	-85.6%
Office Supplies					
Office Supplies	728	87	500	1,000	100.0%
Miscellaneous Office Equipment	900	-	-	-	0.0%
Computer Supplies	308	40	150	150	0.0%
Other Reports - Printing	-	43	-	250	0.0%
Office Supplies - Printed	-	1,371	1,500	3,000	100.0%
Postage Expense	-	200	-	600	0.0%
Total Office Supplies	1,936	1,741	2,150	5,000	132.6%
Communications and Public Relations					
Website Maintenance	6,212	40,000	75,000	25,000	-66.7%
Research Services	-	-	60,000	60,000	0.0%
Communications and Marketing	-	-	-	100,000	0.0%
Direct Mail Production	-	-	35,000	45,000	28.6%
Promotional Items	14,560	-	-	-	0.0%
Printing	-	949	70,000	45,000	-35.7%
Total Communications and Public Relations	20,772	40,949	240,000	275,000	14.6%

Operations

Central Texas Regional Mobility Authority

Operating Budget - FY 2026

Operations

Account Name	FY2023 Actual Results	FY2024 Actual Results	FY 2025 Adopted Budget	FY 2026 Proposed Budget	% Change From Prior Year
Employee Development					
Agency Memberships	95	-	-	1,450	0.0%
Professional Development	4,147	3,895	8,400	11,200	33.3%
Other Licenses	393	71	-	1,200	0.0%
Seminars and Conferences	7,419	5,018	6,400	16,600	159.4%
Travel	14,593	19,582	13,000	25,500	96.2%
Total Employee Development	26,647	28,566	27,800	55,950	101.3%
Total Administrative	55,777	83,479	376,900	351,400	-6.8%
Operations and Maintenance					
Operations and Maintenance Consulting					
General Engineering Consultant					
GEC - Toll Ops Support					
GEC 3.1 Operations Center Support	-	-	133,304	119,476	-10.4%
GEC 3.2 Toll Operations Support	516,848	373,172	733,832	746,880	1.8%
GEC - General Support					
GEC 7.3 Study and Report Review	34,019	-	-	-	0.0%
General System Consultant	112,486	886,168	1,157,274	865,000	-25.3%
Traffic and Revenue Consultant	-	92,655	-	-	0.0%
Total Operations and Maintenance Consulting	663,353	1,351,994	2,024,410	1,731,356	-14.5%
Toll Processing and Collection Expense					
Image Processing	3,491,746	3,174,779	3,300,000	2,050,960	-37.8%
Tag Collection Fees	10,227,028	11,201,277	12,675,000	16,562,474	30.7%
Court Enforcement Costs	-	-	160,000	200,000	25.0%
PBM Incentive	-	-	500,000	500,000	0.0%
Total Toll Processing and Collections	13,718,774	14,376,056	16,635,000	19,313,434	16.1%
Toll Operations Expense					
Law Enforcement	416,522	460,876	725,000	825,000	13.8%
ETC Toll Management Center System Operation	707,186	886,763	1,338,822	487,000	-63.6%
ETC Development	268,564	289,052	456,000	320,000	-29.8%
ETC Testing	-	-	50,000	50,000	0.0%
Total Toll Operations	1,392,272	1,636,691	2,569,822	1,682,000	-34.5%
Total Operations and Maintenance	15,774,399	17,364,741	21,229,232	22,726,790	7.1%
Other Expenses					
Special Projects and Contingencies					
HERO	147,829	196,641	711,621	1,774,224	149.3%
Customer Relations	-	6,772	10,000	10,000	0.0%
Total Special Projects and Contingencies	147,829	203,413	721,621	1,784,224	147.3%
Total Other and Non-Cash Expenses	147,829	203,413	721,621	1,784,224	147.3%
Total Expenses	16,683,883	18,553,636	23,433,274	26,673,132	13.8%

Information Technology






The IT Department is crucial for maintaining the integrity of the agency's toll system, supporting revenue collection, and safeguarding the agency's internal and communication networks. It also provides essential technical expertise and implements approved initiatives for emerging technology efforts.

The department's core services are vital for both internal and external stakeholders:

- Information Technology (IT). Ensures the integrity of the Mobility Authority's computers, storage, network, and other physical devices, infrastructure, and processes for all electronic data.
- Intelligent Transportation Systems (ITS). Deploys various technologies on Mobility Authority roads to detect, manage, and report roadway incidents, enhancing safety and the customer experience through early detection and notification to public safety agencies.
- Toll Systems. Oversees daily electronic toll collection operations, monitors system performance, manages transaction reconciliation, and supervises system maintenance for accuracy and dependability. IT also manages new toll collection system installations while maintaining current operational metrics.
- Transaction Processing. Manages workflows for transaction processing, product management, discount management, billing, and product pricing. This ensures predictable and consistent transaction processing in compliance with business rules and national interoperability requirements. The department also monitors data exchange operations, manages the Transaction Operations Management Solution (TOMS), and oversees reporting and analytics.

The IT Department is committed to building a robust foundation for the Mobility Authority's future. This includes ongoing operation of the Data Platform System (the integration point for all transaction processing and data analytics), managing the replacement of aging toll systems, upgrading communication infrastructure, developing a new traffic management center, and supporting regional and national interoperability efforts.

Information Technology

FY 2026 Goals – Information Technology (IT)					
Roadside Technology					
This involves a multi-year migration from a legacy system to a new toll collection system on existing roadways.					
New systems, fiber optic and communication networks, and ITS will be installed on newly constructed roads with toll collection systems.					
Mobility Technology					
This initiative focuses on installing key Intelligent Transportation System (ITS) assets to help customers make informed decisions and support future planning.					
Research innovative ways to communicate actionable roadway events to the public and traffic operators, aiming for a better and safer customer experience.					
Toll Interoperability					
Continue efforts to provide a seamless toll experience across the United States using a single transponder.					
Collaborate with state and national tolling community to develop and implement a standardized toll policy.					
Data Platform System (DPS)					
Development for trip building and fleet account support where the focus will be on enhancing and streamlining the system for transaction processing.					

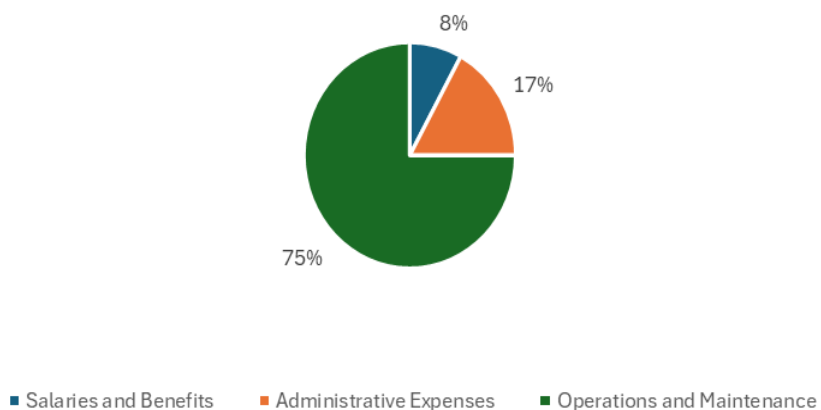
Information Technology

Information Technology

Summary of Expenses:

	FY 2023 Actuals	FY 2024 Actuals	FY 2025 Adopted Budget	FY 2026 Proposed Budget	Increase (Decrease)
Salaries and Benefits	\$ 591,226	\$ 679,449	\$ 927,732	\$ 1,182,506	27.5%
Administrative Expenses	1,431,455	1,718,631	2,014,700	2,662,000	32.1%
Operations and Maintenance	8,524,508	10,310,883	10,225,000	11,866,000	16.0%
Total Expenses	\$ 10,547,190	\$ 12,708,963	\$ 13,167,432	\$ 15,710,506	19.3%

FY 2026 Expenses by Category



Information Technology

Information Technology

Account Name	FY2023 Actual Results	FY2024 Actual Results	FY 2025 Adopted Budget	FY 2026 Proposed Budget	% Change From Prior Year
Expenses					
Salaries and Benefits					
Salaries & Wages					
Salary Expense - Regular	426,095	485,792	646,255	815,194	26.1%
Total Salaries	426,095	485,792	646,255	815,194	26.1%
Benefits					
TCDRS	76,964	87,882	116,326	146,735	26.1%
FICA	22,940	25,357	34,868	44,488	27.6%
FICA MED	6,070	6,863	9,371	11,820	26.1%
Health Insurance Expense	56,430	62,544	96,594	126,160	30.6%
Life Insurance Expense	423	331	429	525	22.5%
Other Benefits	2,387	10,329	23,169	36,683	58.3%
Total Benefits	165,215	193,306	280,757	366,412	30.5%
Payroll Taxes					
Unemployment Taxes	(83)	351	720	900	25.0%
Total Payroll Taxes	(83)	351	720	900	25.0%
Total Salaries and Benefits	591,226	679,449	927,732	1,182,506	27.5%
Administrative					
Administrative and Office Expenses					
IT Services	347,842	251,731	365,000	550,000	50.7%
Software Licenses	684,424	1,310,762	1,400,000	1,850,000	32.1%
Cell Phones	3,546	9,831	7,500	5,500	-26.7%
Local Telephone Service	93,815	2,350	2,200	2,500	13.6%
Meeting Expense	-	-	-	1,000	0.0%
Parking / Local Ride Share	78	-	-	-	0.0%
Mileage Reimbursement	6	-	-	-	0.0%
Total Administrative and Office Expenses	1,129,712	1,574,675	1,774,700	2,409,000	35.7%
Office Supplies					
Office Supplies	414	-	-	2,000	0.0%
Miscellaneous Office Equipment	8,470	-	-	-	0.0%
Computer Supplies	263,932	86,947	200,000	206,000	3.0%
Total Office Supplies	272,816	86,947	200,000	208,000	4.0%
Communications and Public Relations					
Website Maintenance	11,149	39,783	15,000	10,000	-33.3%
Total Communications and Public Relations	11,149	39,783	15,000	10,000	-33.3%
Employee Development					
Professional Development	2,771	-	5,000	5,000	0.0%
Seminars and Conferences	4,965	4,350	5,000	10,000	100.0%
Travel	10,043	12,877	15,000	20,000	33.3%
Total Employee Development	17,780	17,227	25,000	35,000	40.0%
Total Administrative	1,431,455	1,718,631	2,014,700	2,662,000	32.1%

Information Technology

Central Texas Regional Mobility Authority

Operating Budget - FY 2026

Information Technology






Account Name	FY2023 Actual Results	FY2024 Actual Results	FY 2025 Adopted Budget	FY 2026 Proposed Budget	% Change From Prior Year
Operations and Maintenance					
Operations and Maintenance Consulting					
GEC - Toll Ops Support					
GEC 3.2 Toll Operations Support	437,302	643,038	275,000	785,000	185.5%
General System Consultant	273,913	327,871	1,150,000	1,221,000	6.2%
Total Operations and Maintenance Consulting	711,215	970,909	1,425,000	2,006,000	40.8%
Road Operations and Maintenance					
Repair and Maintenance - Vehicles	-	96	-	-	0.0%
Total Road Operations and Maintenance	-	96	-	-	0.0%
Toll Operations Expense					
Telecommunications	3,360	140,357	100,000	160,000	60.0%
ETC Spare Parts Expense	65,917	282,422	150,000	250,000	66.7%
Repair and Maintenance Toll Equipment	192,085	260,106	100,000	100,000	0.0%
ETC Maintenance Contract	7,254,951	6,759,512	6,450,000	6,450,000	0.0%
Transaction Processing Maintenance Contract	248,740	1,897,480	2,000,000	2,300,000	15.0%
ETC Development	6,317	-	-	200,000	0.0%
ETC Testing	41,922	-	-	400,000	0.0%
Total Toll Operations	7,813,293	9,339,878	8,800,000	9,860,000	12.0%
Total Operations and Maintenance	8,524,508	10,310,883	10,225,000	11,866,000	16.0%
Total Expenses	10,547,190	12,708,963	13,167,432	15,710,506	19.3%

Communications

The primary role of the Communications Department is the development and facilitation of programs that advance the mission of the agency through strategic interaction with customers, stakeholders, elected officials, and the media. These efforts are generally classified into four general areas of specialization that include public/government relations, community engagement and outreach, customer service, and marketing/communications.

- Public/Government Relations. The business function of public relations and communications involves the strategic communications process that builds mutually beneficial relationships between the Mobility Authority and its constituents. Constituents include customers, local businesses, strategic partners, governmental organizations, community and civic groups, citizens as well as the driving public. Activities include key message development, media relations, development of communication tools such as publications, presentations, collateral material, videos, websites, and social media to inform and educate customers and stakeholders about the transportation issues in the region and the work of the Mobility Authority.
- Community Development and Outreach. The Mobility Authority provides public outreach direction and support on all Mobility Authority projects under development and in operation, represents the agency's interests in these projects and maintains working relationships with all stakeholders including government entities, neighborhoods, community organizations and the public. Another major communication function is the coordination and promotion of events such as groundbreakings, ribbon cuttings, community appreciation events, and stakeholder presentations.
- Customer Support and Service. Activities in this area revolve primarily around the strategic communication of the Mobility Authority's tolling policies, programs and processes on its facilities including 183A Toll, 290 Toll, 71 Toll Lane, the MoPac Express Lane, 45SW Toll, and 183 Toll. Major activities include educating the public on toll operations, the Pay By Mail program, the Habitual Violator program, the Veterans program, payment options, as well as a heightened effort this year focusing on the benefits of electronic tags. The communication function also handles customer and stakeholder inquiries and assists with dispute resolution related to agency operations.
- Marketing/Communications. Activities in the marketing area revolve primarily around the strategic branding of the value of tolling in infrastructure funding, the tolling landscape in Central Texas, and the Mobility Authority's role in the region. Position Mobility Authority as thought leaders and action implementers of innovative transportation solutions.

Communications

FY 2026 Goals - Communications					
Develop and implement a comprehensive campaign to increase awareness of payment options, including specifically promoting electronic tags, for Mobility Authority facilities.					
Expand multi-media tactical campaign to highlight specific and critical messaging – this year adding a focus on Express Lanes.					
Educational campaign targeted at Habitual Violators Program and increased enforcement efforts on Mobility Authority facilities.					
Comprehensive community outreach program for projects such as 183 North and 290E.					
Develop and maintain programs keeping Central Texans informed of the latest in transportation technology and solutions that will help relieve congestion and improve quality of life.					
Secure and deliver sponsorships designed to maintain positive relationships with community leaders, drivers, businesses and neighbors regarding environmental study and construction activities.					
Enhance awareness of the Mobility Authority and our commitment to customer service, driver safety, construction safety, and congestion management on existing roadways.					
Develop, produce and distribute all Agency reports and materials.					

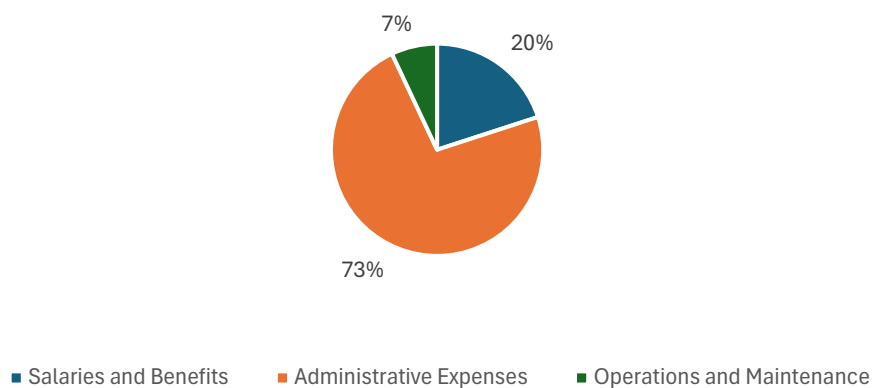
Communications

Communications

Summary of Expenses:

	FY 2023 Actuals	FY 2024 Actuals	FY 2025 Adopted Budget	FY 2026 Proposed Budget	Increase (Decrease)
Salaries and Benefits	\$ 514,640	\$ 565,231	\$ 617,167	\$ 662,184	7.3%
Administrative Expenses	621,226	1,572,366	2,450,800	2,440,300	-0.4%
Operations and Maintenance	171,725	272,993	200,000	250,000	25.0%
Total Expenses	\$ 1,307,591	\$ 2,410,590	\$ 3,267,967	\$ 3,352,484	2.6%

FY 2026 Expenses by Category



Communications

Central Texas Regional Mobility Authority

Operating Budget - FY 2026

Communication

Account Name	FY2023 Actual Results	FY2024 Actual Results	FY 2025 Adopted Budget	FY 2026 Proposed Budget	% Change From Prior Year
Expenses					
Salaries and Benefits					
Salaries & Wages					
Salary Expense - Regular	365,175	403,903	432,539	451,979	4.5%
Total Salaries	365,175	403,903	432,539	451,979	4.5%
Benefits					
TCDRS	66,136	73,067	77,857	81,356	4.5%
FICA	21,752	24,007	25,242	26,155	3.6%
FICA MED	5,227	5,780	6,272	6,554	4.5%
Health Insurance Expense	54,619	56,481	61,441	74,883	21.9%
Life Insurance Expense	438	330	300	378	26.1%
Other Benefits	1,440	1,311	12,976	20,339	56.7%
Total Benefits	149,614	160,977	184,088	209,665	13.9%
Payroll Taxes					
Unemployment Taxes	(149)	351	540	540	0.0%
Total Payroll Taxes	(149)	351	540	540	0.0%
Total Salaries and Benefits	514,640	565,231	617,167	662,184	7.3%
Administrative					
Administrative and Office Expenses					
Software Licenses	-	540	-	-	0.0%
Cell Phones	650	500	1,800	1,800	0.0%
Meeting Expense	542	76	2,000	2,000	0.0%
Parking / Local Ride Share	25	-	1,000	1,000	0.0%
Mileage Reimbursement	120	100	500	500	0.0%
Total Administrative and Office Expenses	1,337	1,216	5,300	5,300	0.0%
Office Supplies					
Office Supplies	-	139	250	250	0.0%
Computer Supplies	-	-	500	500	0.0%
Other Reports - Printing	-	-	500	500	0.0%
Office Supplies - Printed	250	192	500	500	0.0%
Postage Expense	-	200	250	250	0.0%
Total Office Supplies	250	531	2,000	2,000	0.0%
Communications and Public Relations					
Print/Outdoor Production	-	-	75,000	75,000	0.0%
Website Maintenance	38,557	331,888	150,000	150,000	0.0%
Research Services	3,600	-	75,000	50,000	-33.3%
Communications and Marketing	41,743	79,073	500,000	500,000	0.0%
Media Planning and Placement	474,322	1,095,416	1,225,000	1,225,000	0.0%
Direct Mail Production	-	-	25,000	-	-100.0%
TV and Video Production	29,097	41,470	250,000	250,000	0.0%
Photography	14,090	6,485	25,000	25,000	0.0%
Radio Production	-	-	50,000	50,000	0.0%
Promotional Items	14,694	11,031	20,000	25,000	25.0%
Printing	-	-	10,000	10,000	0.0%
Other Communication Expenses	(30)	-	15,000	50,000	233.3%
Total Communications and Public Relations	616,074	1,565,362	2,420,000	2,410,000	-0.4%

Communications

Central Texas Regional Mobility Authority

Operating Budget - FY 2026

Communication

Account Name	FY2023 Actual Results	FY2024 Actual Results	FY 2025 Adopted Budget	FY 2026 Proposed Budget	% Change From Prior Year
Employee Development					
Subscriptions	540	-	1,000	500	-50.0%
Agency Memberships	-	-	5,000	5,000	0.0%
Professional Development	-	-	2,500	2,500	0.0%
Seminars and Conferences	3,025	1,980	7,500	5,000	-33.3%
Travel	-	3,277	7,500	10,000	33.3%
Total Employee Development	3,565	5,257	23,500	23,000	-2.1%
Total Administrative	621,226	1,572,366	2,450,800	2,440,300	-0.4%
Operations and Maintenance					
Operations and Maintenance Consulting					
General Engineering Consultant					
GEC - Public Information Support					
GEC 6.2 Public Information - Non Project	171,725	272,993	200,000	250,000	25.0%
Total Operations and Maintenance Consulting	171,725	272,993	200,000	250,000	25.0%
Total Operations and Maintenance	171,725	272,993	200,000	250,000	25.0%
Total Expenses	1,307,591	2,410,590	3,267,967	3,352,484	2.6%

Engineering

The role of the Engineering Department is to plan, develop, construct, and maintain major capital improvement projects in Williamson and Travis counties (from initial concept through final construction acceptance and into long term operations and maintenance). Engineering work currently ongoing in support of the agency goals and objectives includes the following projects.

Projects Under Development (Feasibility, Environmental, or Design Phase)

- MoPac South Environmental Study: Environmental study phase, with efforts toward receiving an environmental decision.
- 183A Added Capacity Environmental Study: Environmental study and schematic design for potential capacity improvements on 183A Toll.
- 290 Extension: Environmental study and schematic design that will evaluate a possible extension of 290 Toll from its current end point near SH 130 in Travis County farther east to SH 95 South in Bastrop County.
- 183A Frontage Roads: Continue to coordinate final design and utility relocations on TxDOT's frontage road project.
- 183A Innovative Intersection Improvements: Continued coordination of environmental and design activities on Cedar Park's intersections at RM 1431 and New Hope Dr.
- Travis County Roadway Safety Projects (in design): ROW acquisition and utility relocation phases, provide turnkey project management, design, construction, and construction management services for Travis County on their 2017 and 2023 Bond projects.






Projects Under Construction

- 183A Phase 3 design-bid-build opened to traffic in CY 2025. Final acceptance of construction anticipated in CY 2025.
- The 183 North Mobility Project: Design-build project constructing two express lanes in each direction and the addition of a general-purpose lane where needed to bring the number of non-tolled lanes to four in each direction along a 9-mile stretch of US 183 between SH 45 North and MoPac. Open to tolling continues to be on track and is scheduled for January 1, 2026. Final acceptance is scheduled to occur in 2026.
- Travis County Roadway Safety Projects (under construction): Some projects in the design phase will transition to construction in CY 2025 and CY 2026 upon completion of ROW acquisition and utility relocation.
- 183 General Purpose Lanes: Begin coordination of the construction of frontage road type lanes between Avery Ranch and RM 1431. Construction is expected to begin in July 2025 and continue into CY 2028.
- In addition to the design and construction projects, maintenance projects continue to provide improvements and rehabilitation to Mobility Authority facilities, sign replacements and work to improve safety with new cable barrier and metal beam guard fence.

Engineering

Ongoing Operational Effort: Roadway and Facility Maintenance.

- Inspect and manage routine roadway and facility maintenance, including all aspects of the roadway within the limits of the right-of-way, excluding the toll collection and toll systems infrastructure (which is maintained by the Operations Department).
- Develop, design, and manage repair and replacement projects. Roadway maintenance includes assuming responsibility for vegetative maintenance such as mowing, snow and ice operations, incident response, removal of debris and remedial repairs, as needed.
- The Mobility Authority takes the lead on managing the Performance Based Maintenance Contract (PBMC) with TxDOT reimbursing the agency for its portion of the maintenance responsibilities for shared facilities.
- Non-capital improvement initiatives are anticipated, including guardrail, cable barrier, bollard replacement and large sign replacement, to maintain safety.

FY 2026 Goals - Engineering					
Collect data to inform decisions necessary to project and plan for maintenance and renewal/replacement activities.					
Continued management of the PBMC to provide routine maintenance across our system.					
Work with regional partners to evaluate potential operational, safety, capacity and access improvements.					
Continued development of a long-range projects plan, a five-year Capital Plan, and a two-year letting schedule for regional projects.					
In coordination with Finance and Executive teams, provide needs, estimates and schedules for implementation of the financial strategy.					
In coordination with the Executive Director, coordinate efforts with our regional partners and the local municipalities.					
In coordination with the Executive Director, explore multimodal opportunities with regional partners.					

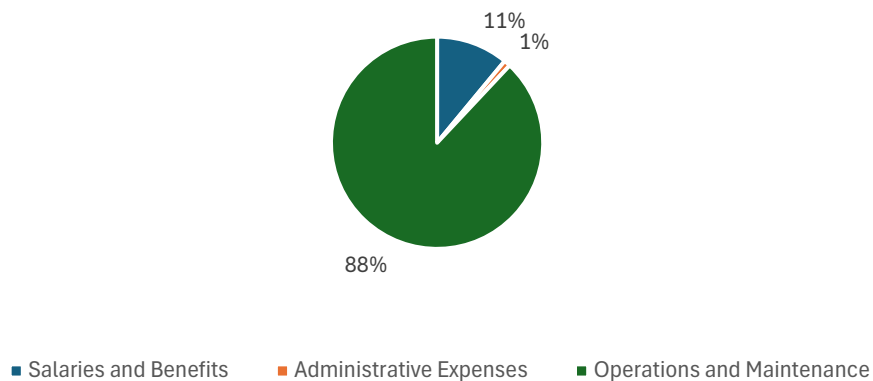
Engineering

Engineering

Summary of Expenses:

	FY 2023 Actuals	FY 2024 Actuals	FY 2025 Adopted Budget	FY 2026 Proposed Budget	Increase (Decrease)
Salaries and Benefits	\$ 1,449,541	\$ 1,613,455	\$ 1,735,513	\$ 2,043,600	17.8%
Administrative Expenses	18,261	19,220	48,900	56,900	16.4%
Operations and Maintenance	6,889,702	10,440,642	14,743,412	16,470,249	11.7%
Total Expenses	\$ 8,357,503	\$ 12,073,317	\$ 16,527,825	\$ 18,570,749	12.4%

FY 2026 Expenses by Category



Engineering

Central Texas Regional Mobility Authority

Operating Budget - FY 2026

Engineering

Account Name	FY2023 Actual Results	FY2024 Actual Results	FY 2025 Adopted Budget	FY 2026 Proposed Budget	% Change From Prior Year
Expenses					
Salaries and Benefits					
Salaries & Wages					
Salary Expense - Regular	1,051,815	1,172,078	1,255,178	1,453,160	15.8%
Total Salaries	1,051,815	1,172,078	1,255,178	1,453,160	15.8%
Benefits					
TCDRS	191,516	212,009	225,932	261,569	15.8%
FICA	60,977	64,779	66,617	76,239	14.4%
FICA MED	15,195	16,897	18,200	21,071	15.8%
Health Insurance Expense	109,485	115,410	129,691	163,578	26.1%
Life Insurance Expense	1,188	893	800	972	21.5%
Other Benefits	19,726	30,452	37,655	65,391	73.7%
Total Benefits	398,087	440,441	478,895	588,821	23.0%
Payroll Taxes					
Unemployment Taxes	(361)	936	1,440	1,620	12.5%
Total Payroll Taxes	(361)	936	1,440	1,620	12.5%
Total Salaries and Benefits	1,449,541	1,613,455	1,735,513	2,043,600	17.8%
Administrative					
Administrative and Office Expenses					
Cell Phones	7,438	8,412	10,000	10,000	0.0%
Meeting Expense	189	133	250	250	0.0%
Toll Tag Expense	500	700	3,000	3,000	0.0%
Parking / Local Ride Share	82	39	500	500	0.0%
Mileage Reimbursement	65	93	1,500	1,500	0.0%
Building Parking	506	1,001	2,500	2,500	0.0%
Total Administrative and Office Expenses	8,781	10,378	17,750	17,750	0.0%
Office Supplies					
Books and Publications	-	-	250	250	0.0%
Office Supplies	64	-	500	500	0.0%
Miscellaneous Office Equipment	-	-	2,000	2,000	0.0%
Computer Supplies	-	-	250	250	0.0%
Total Office Supplies	64	-	3,000	3,000	0.0%
Employee Development					
Agency Memberships	424	435	2,500	2,500	0.0%
Continuing Education	650	895	6,500	6,500	0.0%
Professional Development	-	-	-	8,000	0.0%
Other Licenses	80	100	250	250	0.0%
Seminars and Conferences	4,926	2,190	2,900	2,900	0.0%
Travel	3,336	5,222	16,000	16,000	0.0%
Total Employee Development	9,416	8,842	28,150	36,150	28.4%
Total Administrative	18,261	19,220	48,900	56,900	16.4%

Engineering

Central Texas Regional Mobility Authority

Operating Budget - FY 2026

Engineering

Account Name	FY2023 Actual Results	FY2024 Actual Results	FY 2025 Adopted Budget	FY 2026 Proposed Budget	% Change From Prior Year
Operations and Maintenance					
Operations and Maintenance Consulting					
General Engineering Consultant					
GEC - Trust Indenture Support					
GEC 1.1 Annual O&M Budget Development	38,179	78,080	55,000	55,000	0.0%
GEC 1.2 Annual Facility Inspections	482,863	449,680	1,498,659	1,404,653	-6.3%
GEC 1.3 Toll Rate Schedule Prep	-	-	15,000	15,000	0.0%
GEC - Financial Planning Support					
GEC 2.1 Program Funding Support	291,307	282,475	300,000	300,000	0.0%
GEC - Roadway Ops Support					
GEC 4.1 Driveway and Utility Permitting	22,040	27,331	70,000	90,000	28.6%
GEC 4.3 Maintenance Contract Support/Oversight	457,811	789,349	600,000	922,000	53.7%
GEC 4.4 Traffic Data Gathering and Analysis	367,308	651,930	795,000	800,000	0.6%
GEC 4.7 Warranty	-	-	50,000	50,000	0.0%
GEC - Technology Support					
GEC 5.1 Technology Development	568,743	705,027	779,962	637,050	-18.3%
GEC 5.2 Technology Maintenance	11,842	7,201	25,000	145,250	481.0%
GEC - General Support					
GEC 7.1 Program Management	202,150	154,717	170,500	635,250	272.6%
GEC 7.2 Technical Resource Support	323	53,707	40,000	44,000	10.0%
GEC 7.3 Study and Report Review	118	3,065	15,000	-	-100.0%
GEC 7.4 Agency Coordination - Non Project	348,723	305,438	605,000	221,650	-63.4%
GEC 7.5 Other Initiatives - Non Project	252,501	581,492	1,245,500	1,245,000	0.0%
GEC 7.6 Other Initiatives - Project	-	-	150,000	-	-100.0%
Traffic Modeling	-	-	125,000	125,000	0.0%
Total Operations and Maintenance Consulting	3,043,908	4,089,490	6,539,621	6,689,853	2.3%
Road Operations and Maintenance					
Roadway Maintenance	768,696	3,170,970	4,169,031	4,887,388	17.2%
Landscape Maintenance	2,646,439	2,770,782	3,249,260	3,957,508	21.8%
Signal and Illumination Maintenance	-	-	25,000	-	-100.0%
Maintenance Supplies-Roadway	107,895	48,337	400,000	400,000	0.0%
Tools and Equipment Expense	1,741	216	-	95,000	0.0%
Gasoline	17,717	17,291	30,000	30,000	0.0%
Repair and Maintenance - Vehicles	(8,830)	1,553	10,000	10,000	0.0%
Natural Gas	6,165	14,005	7,500	10,000	33.3%
Electricity - Roadways	294,580	316,420	300,000	375,000	25.0%
Total Road Operations and Maintenance	3,834,404	6,339,574	8,190,791	9,764,896	19.2%
Toll Operations Expense					
Generator Fuel	1,252	1,072	3,000	3,000	0.0%
Fire and Burglar Alarm	493	493	500	500	0.0%
Refuse	1,890	2,010	2,000	2,500	25.0%
Water - Irrigation	7,754	8,003	7,500	9,500	26.7%
Total Toll Operations	11,390	11,579	13,000	15,500	19.2%
Total Operations and Maintenance	6,889,702	10,440,642	14,743,412	16,470,249	11.7%
Total Expenses	8,357,503	12,073,317	16,527,825	18,570,749	12.4%

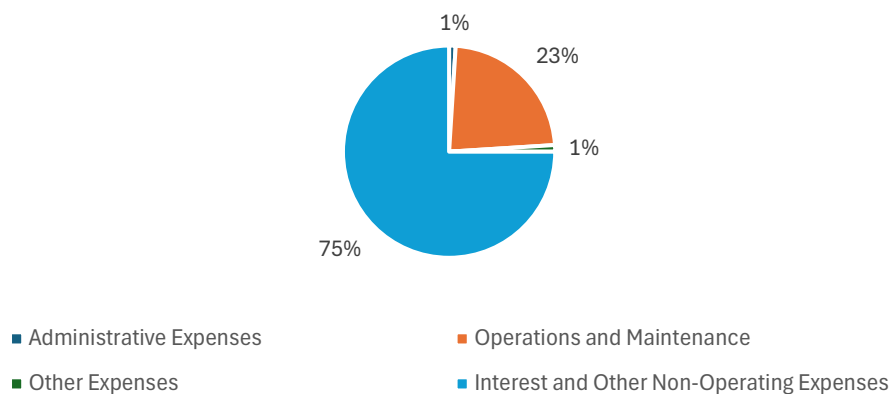
MoPac North

MoPac North

Summary of Expenses:

	FY 2023 Actuals	FY 2024 Actuals	FY 2025 Adopted Budget	FY 2026 Proposed Budget	Increase (Decrease)
Administrative Expenses	-	-	91,200	92,500	1.43%
Operations and Maintenance	-	-	3,815,168	3,744,584	-1.85%
Other Expenses	-	-	711,621	96,873	-86.39%
Interest and Other Non-Operating Expenses	-	-	10,000,000	12,102,389	21.02%
Total Expenses	\$ -	\$ -	\$ 14,617,989	\$ 16,036,345	9.70%

FY 2026 Expenses by Category



MoPac North

Central Texas Regional Mobility Authority

Operating Budget - FY 2026

MoPac North

Account Name	FY2023 Actual Results	FY2024 Actual Results	FY 2025 Adopted Budget	FY 2026 Proposed Budget	% Change From Prior Year
Expenses					
Administrative					
Administrative and Office Expenses					
Internet			79,800	-	-100.0%
Software Licenses				92,500	0.0%
Total Administrative and Office Expenses	-	-	79,800	92,500	15.9%
Office Supplies					
Computer Supplies			11,400	-	-100.0%
Total Office Supplies	-	-	11,400	-	-100.0%
Total Administrative	-	-	91,200	92,500	1.4%
Operations and Maintenance					
Operations and Maintenance Consulting					
General Engineering Consultant					
GEC - Trust Indenture Support					
GEC 1.1 Annual O&M Budget Development			9,167	7,857	-14.3%
GEC 1.2 Annual Facility Inspections			357,762	40,735	-88.6%
GEC 1.3 Toll Rate Schedule Prep			2,500	2,143	-14.3%
GEC - Financial Planning Support					
GEC 2.1 Program Funding Support			75,000	27,000	-64.0%
GEC - Toll Ops Support					
GEC 3.1 Operations Center Support			7,638	6,523	-14.6%
GEC 3.2 Toll Operations Support			42,049	80,030	90.3%
GEC - Roadway Ops Support					
GEC 4.3 Maintenance Contract Support/Oversight			42,600	114,328	168.4%
GEC 4.4 Traffic Data Gathering and Analysis			224,190	23,200	-89.7%
GEC 4.7 Warranty			14,100	1,450	-89.7%
GEC - Technology Support					
GEC 5.1 Technology Development			219,949	18,474	-91.6%
GEC 5.2 Technology Maintenance			25,756	20,750	-19.4%
GEC - General Support					
GEC 7.1 Program Management			28,417	90,750	219.4%
GEC 7.2 Technical Resource Support			6,667	6,286	-5.7%
GEC 7.3 Study and Report Review			2,500	-	-100.0%
GEC 7.4 Agency Coordination - Non Project			100,833	31,664	-68.6%
GEC 7.5 Other Initiatives - Non Project			207,583	177,857	-14.3%
GEC 7.6 Other Initiatives - Project			25,000	-	-100.0%
General System Consultant			66,312	108,279	63.3%
Traffic Modeling			35,250	3,625	-89.7%
Total Operations and Maintenance Consulting	-	-	1,493,273	760,952	-49.0%

MoPac North

Central Texas Regional Mobility Authority

Operating Budget - FY 2026

MoPac North

Account Name	FY2023 Actual Results	FY2024 Actual Results	FY 2025 Adopted Budget	FY 2026 Proposed Budget	% Change From Prior Year
Road Operations and Maintenance					
Roadway Maintenance			296,000	606,036	104.7%
Landscape Maintenance			402,908	427,411	6.1%
Signal and Illumination Maintenance			1,775	-	-100.0%
Maintenance Supplies-Roadway			28,400	49,600	74.6%
Natural Gas			2,500	10,000	300.0%
Electricity - Roadways			70,500	10,875	-84.6%
Total Road Operations and Maintenance	-	-	802,083	1,103,922	37.6%
Toll Processing and Collection Expense					
Image Processing			189,090	143,382	-24.2%
Tag Collection Fees			726,278	1,230,770	69.5%
Court Enforcement Costs				10,920	0.0%
Total Toll Processing and Collections	-	-	915,368	1,385,072	51.3%
Toll Operations Expense					
Telecommunications			5,700	-	-100.0%
ETC Spare Parts Expense			8,550	-	-100.0%
Repair and Maintenance Toll Equipment			5,700	-	-100.0%
Law Enforcement				44,963	0.0%
ETC Maintenance Contract			367,650	322,500	-12.3%
Transaction Processing Maintenance Contract			114,000	115,000	0.9%
ETC Toll Management Center System Operation			76,715	12,176	-84.1%
ETC Development			26,129	-	0.0%
Total Toll Operations	-	-	604,444	494,638	-18.2%
Total Operations and Maintenance	-	-	3,815,168	3,744,584	-1.9%
Other Expenses					
Special Projects and Contingencies					
HERO			711,621	96,873	-86.4%
Total Special Projects and Contingencies	-	-	711,621	96,873	-86.4%
Total Other and Non-Cash Expenses	-	-	711,621	96,873	-86.4%
Non-Operating Expenses					
Interest Expense - Debt Obligations				2,102,389	0.0%
CAMPO RIF Payment			10,000,000	10,000,000	0.0%
Total Non-Operating Expense	-	-	10,000,000	12,102,389	21.0%
Total Expenses	-	-	14,617,989	16,036,345	9.7%

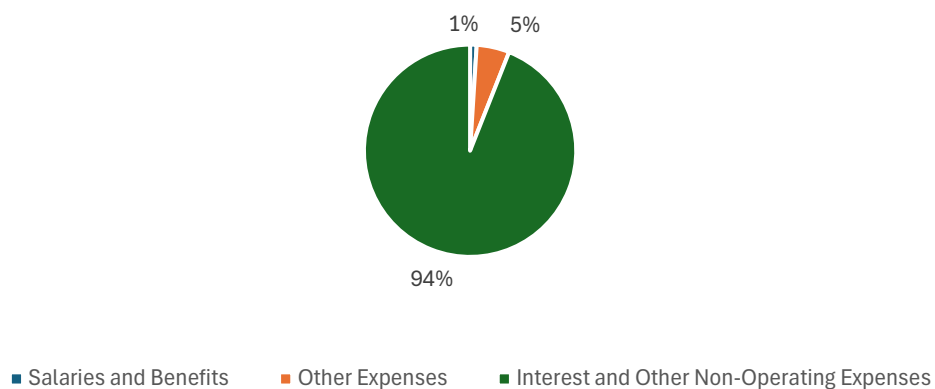
Non-Departmental

Non-Departmental

Summary of Expenses:

	FY 2023 Actuals	FY 2024 Actuals	FY 2025 Adopted Budget	FY 2026 Proposed Budget	Increase (Decrease)
Salaries and Benefits	\$ -	\$ -	\$ 246,244	\$ 215,000	-12.69%
Other Expenses	-	-	6,750,000	5,831,972	-13.60%
Interest and Other Non-Operating Expenses	-	-	109,112,756	109,660,139	0.50%
Total Expenses	\$ -	\$ -	\$ 116,109,000	\$ 115,707,111	-0.35%

FY 2026 Expenses by Category



Non-Departmental

Central Texas Regional Mobility Authority
Operating Budget - FY 2026
Non-Departmental

Account Name	FY2023 Actual Results	FY2024 Actual Results	FY 2025 Adopted Budget	FY 2026 Proposed Budget	% Change From Prior Year
<i>Expenses</i>					
Other Expenses					
Special Projects and Contingencies					
71 Express Interest Expense			6,750,000	5,831,972	-13.6%
Total Special Projects and Contingencies	-	-	6,750,000	5,831,972	-13.6%
Total Other and Non-Cash Expenses	-	-	96,591,000	5,831,972	-94.0%
Non-Operating Expenses					
Interest Expense - Debt Obligations			109,112,756	109,148,059	0.0%
Headquarters Expenses				512,080	0.0%
Total Non-Operating Expense	-	-	109,112,756	109,660,139	0.5%
Total Expenses	-	-	205,950,000	115,707,111	-43.8%

Consolidated Staffing Schedule

Consolidated Staffing Schedule

Authorized Personnel

		Positions			
		FY 2023 Adopted	FY 2024 Adopted	FY 2025 Adopted	FY 2026 Adopted
Administration:	Executive Director	1	1	1	1
	Chief of Staff	1	1	1	1
	Executive Assistant/Office Manager	1	0	0	0
	Legal Assistant/Contract Manager	1	1	1	1
	Receptionist	1	1	1	1
Financial Services:	Legal Counsel	1	1	1	1
	Chief Financial Officer	1	1	1	1
	Controller	1	1	1	1
	Finance Manager	0	1	1	1
	Budget Manager	1	0	0	0
Operations:	Senior Accountant	1	1	1	1
	Accounts Payable Specialist	1	1	1	1
	Director of Operations	1	1	1	1
	Assistant Director of Operations - Traffic and Safety	0	0	0	1
	Assistant Director of Operations - Toll Operations	0	0	0	1
	Toll Operations Manager	1	1	1	0
	Traffic and Incident Management Manager	1	1	1	0
	Traffic and Incident Management Supervisor	0	1	1	2
	Traffic and Incident Management Operator	0	0	0	5
	Habitual Violator Court Process Coordinator	0	0	1	1
Information Technology:	Lead (Senior) Toll Specialist	1	1	1	1
	Administrative Assistant III/Toll Specialist	1	1	1	1
	Director of Information Technology	0	1	1	1
	Assistant Director of Information Technology and Toll Systems	1	0	1	1
	Toll Systems and Information Technology Manager	1	1	0	0
Communications:	Transaction Operations Management Support Manager	1	1	1	1
	Data Analyst	0	1	1	1
	Information Technology Administrator	0	0	0	1
	Director of Communications	1	1	1	1
	Assistant Director of Communications	1	1	1	1
Engineering:	Communications Manager	1	0	0	0
	Communications Specialist	1	1	1	1
	Director of Engineering	1	1	1	1
	Assistant Director of Engineering - Project Development	1	1	1	1
	Assistant Director of Engineering - Construction Management	1	1	1	1
	Senior Engineer	1	1	0	0
	Senior Project Manager	1	1	1	1
	Roadway/Facilities Maintenance Manager	1	1	0	0
	Assistant Director of Engineering - Maintenance	0	0	1	1
	Area Maintenance Manager	2	2	2	3
Total Positions		32	32	32	40

System Operating Budget

FY 2026 SYSTEM BUDGET

System Revenues

Toll Revenues	277,664,400
Other Revenues	-
Miscellaneous Revenues	15,000
Interest Income Available to Pay Debt Service	35,440,000
Total System Revenues	313,119,400

System Operating Costs

Toll Operations	23,261,235
IT	15,710,506
Finance Department	733,614
Communications	1,536,092
Engineering	6,037,622
Administration	807,088
Total System Operating Costs	48,086,158

Available Net Revenue per Indenture	265,033,242
-------------------------------------	-------------

		Coverage
Debt Service Senior Lien Bonds	72,824,862	3.64
Debt Service Subordinate Lien Bonds	36,323,196	2.43

Maintenance	8,181,836
-------------	-----------

Available Net Revenue per Indenture after Maintenance	256,851,407
---	-------------

Debt Service Senior Lien Bonds	72,824,862	3.53
Debt Service Subordinate Lien Bonds	36,323,196	2.35

Debt Service Schedule

	Cash Interest	Principal	Debt Service Reserve	Accreted Interest	Capitalized Interest	Other Funding Sources
2010 Senior Lien Revenue Bonds 2039						
7/1/2025				3,687,160		
1/1/2026	7,403,978	3,516,022		3,828,586		
2011 Senior CABS 3289						
7/1/2025				86,439		
1/1/2026	1,714,069	1,120,931		89,246		
2015A Senior Revenue Bonds 5205						
7/1/2025	225,000					
1/1/2026	225,000	2,000,000				
2016 Senior Refunding Revenue Bonds 6179						
7/1/2025	845,269					
1/1/2026	845,269	5,865,000				
2016 Subordinate Refunding Revenue Bonds 6357						
7/1/2025	1,487,381					
1/1/2026	1,487,381	2,955,000				
2021A TIFIA 183S Direct Connect						
7/1/2025	3,500,769	352,585				
1/1/2026	3,554,900	352,438				
2021A TIFIA 290E Direct Connect						
7/1/2025	448,260					
1/1/2026	455,689					
MoPAC Regions Loan						
7/1/2025	359,592	1,400,000				
1/1/2026	342,797					
2018 Senior Revenue Bonds 7943						
7/1/2025	1,083,625					
1/1/2026	1,083,625	1,045,000				
2020A Senior Revenue Bonds 1485						
7/1/2025	1,256,625					
1/1/2026	1,256,625	1,130,000				
2020B Senior Revenue Refunding Bonds 7465						
7/1/2025	1,296,150					
1/1/2026	1,296,150	730,000				
2020C Senior Refunding Revenue Bonds 7469						
7/1/2025	1,817,546					
1/1/2026	1,817,546	6,325,000				
2020D Subordinate Refunding Revenue Bonds 7483						
7/1/2025	1,405,971					
1/1/2026	1,405,971	4,155,000				
2020E Senior Revenue Bonds 1535						
7/1/2025	3,718,700				3,098,917	
1/1/2026	3,718,700				-	
2020G Subordinate Refunding Revenue Bonds 1539						
7/1/2025	1,276,300					
1/1/2026	1,276,300					
2021B Senior Lien Bonds						
7/1/2025	5,866,900				5,866,900	
1/1/2026	5,866,900				5,866,900	
2021C Subordinate Lien Bond Anticipation Notes						
7/1/2025	6,104,625					
1/1/2026	6,104,625					
2021D Senior Lien Bonds						
7/1/2025	5,571,375					
1/1/2026	5,571,375	550,000				
2021E Senior Lien Bonds						
7/1/2025	4,832,599					
1/1/2026	4,832,599	3,230,000				
	91,356,188	34,726,975	-	7,691,431	14,832,717	-

System Debt Coverage Calculation

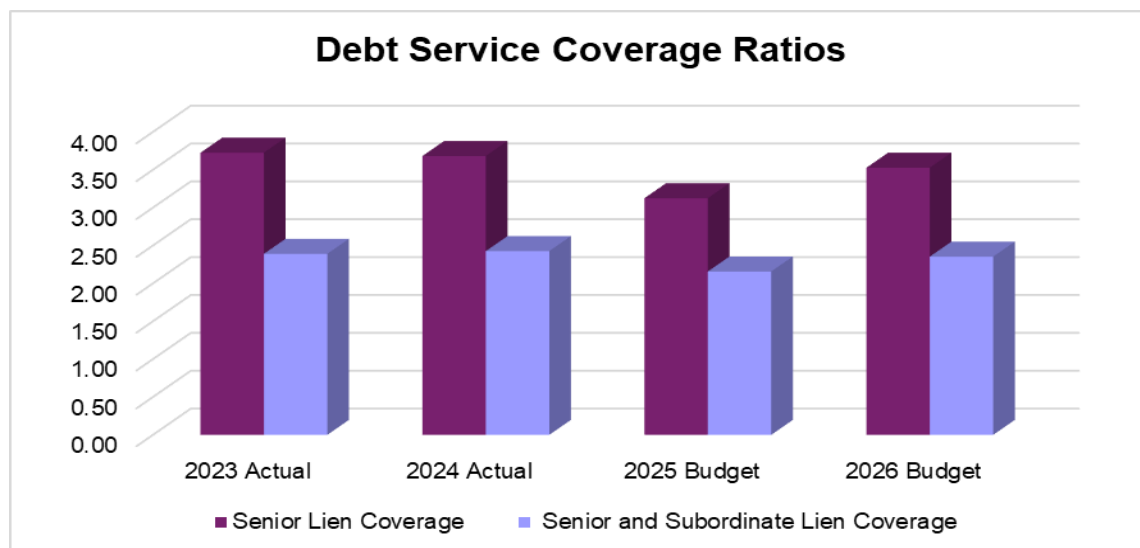
Debt Service Calculation FY2023 to FY2026				
	2023 Actual	2024 Actual	2025 Budget	2026 Budget
Toll Revenues	135,899,139	150,742,331	165,300,000	192,853,183
Video and Fee Revenues	74,964,122	71,452,816	75,900,000	84,811,220
Interest Earnings	35,479,922	52,962,508	42,645,800	35,455,000
Total System Revenue	246,343,183	275,157,655	283,845,800	313,119,403
Less System Operating Costs	(32,130,032)	(35,646,469)	(46,032,029)	(48,086,158)
Revenue available for rate covenant and additional bond tests	214,213,151	239,511,186	237,813,771	265,033,245
Debt Service Senior Lien Bonds	56,824,486	63,542,651	73,933,890	72,824,862
Debt Service Subordinate Lien Bonds	31,735,786	32,879,096	33,159,131	36,323,196
Total Debt Service	88,560,272	96,421,747	107,093,021	109,148,058
Less Maintenance expenses	(2,521,489)	(5,536,620)	(6,797,263)	(8,181,836)
Revenue Available for Debt Service	211,691,662	233,974,566	231,016,508	256,851,410
Less total Debt Service	(88,560,272)	(96,421,747)	107,093,021	109,148,058
Annual Excess	123,131,390	137,552,819	338,109,529	365,999,468

Debt service coverage ratios for rate covenant and additional bonds test				
Senior Lien Coverage	3.77	3.77	3.22	3.64
Senior and Subordinate Lien Coverage	2.42	2.48	2.22	2.43

Debt service coverage ratios for revenues available for debt service				
Senior Lien Coverage	3.73	3.68	3.12	3.53
Senior and Subordinate Lien Coverage	2.39	2.43	2.16	2.35

Bond Ratings				
S&P Global Ratings				
Senior Lien Revenue Bonds	A-	A	A+	A+
Subordinate Lien TIFIA Bonds	A-	A	A+	A+
Subordinate Lien Bonds	BBB	A-	A	A

Moody's Investor Services				
Senior Lien and TIFIA loans	A3	A3	A3	A3
Subordinate Liens	Baa1	Baa1	Baa1	Baa1



Capital Budget

Capital Budget

General Fund

Headquarters Furniture, Fixtures, and Equipment, HVAC, and Other Improvements	2,250,000
Information Technology Buildout of New Headquarters	250,000
Shared Use Path Improvements	
Bike Racks and Tire Repair Stations	42,000
Hydration Stations	52,000
Upgraded Signage	82,500
Speed Awareness Monitors - 3	75,000
Field Operations Building Improvements	2,506,000
Field Operations Building Network	120,000
Data Platform Enhancements	979,530
Roadside Hardening	1,977,500
Toll Canopy Structures	145,000
Trails - Pedestrian or Bicycle Facilities	1,000,000
Maintenance Yard Site Acquisition	10,000,000
Maintenance Yard Buildout	400,000
Pond Upgrades - 183A	5,000,000
Maintenance Yard Expansion and Brine Production Facilities - 290E	2,100,000
Maintenance Vehicle with Attachments - 2	250,000

Total Capital Budget **27,229,530**

Renewal and Replacement

General Fund

CCTV Camera Replacements (Systemwide)	550,000
Toll System Replacement - 183A	6,105,000
Slab Stabilization	200,000
Wall Repair	3,220,000
Handrail Replacement - SH71	510,000
Large and Small Sign Replacement - 290E	2,300,000
Annual Safety Improvements - Systemwide	1,500,000

Total Renewal and Replacement **14,385,000**

Total All Projects **41,614,530**

Capital Improvement Projects

Capital Improvement Projects as of July 1, 2025

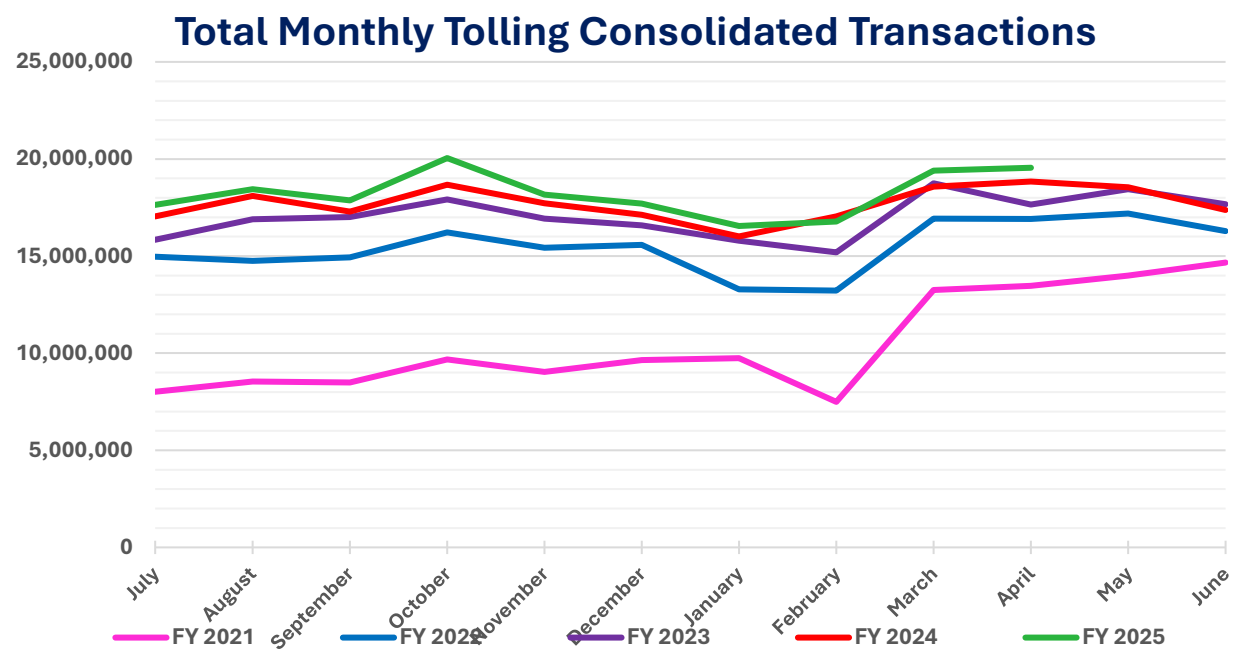
Project Name	Estimated Total Project Cost	State/Federal Funding	General Fund	Funding Source
Mopac Express Lanes Project - South	823,000,000	16,500,000	3,686,000	Proposition 12 Funding, Revenue Bonds, TIFIA Loan
Ronald Reagan Managed Lane - Design and Environmental	120,000,000		1,000,000	Revenue Bonds and TIFIA Loan
US 183 N Express Lanes	612,000,000	7,200,000		Category 7 Funding, Revenue Bonds, TIFIA Loan
183A Added Capacity - Schematic, Environmental and Design	10,100,000	-	1,268,000	General Fund - multi-year
290E PH IV - Schematic and Environmental	25,000,000		7,500,000	General Fund - multi-year
	<u>\$ 1,590,100,000</u>	<u>\$ 23,700,000</u>	<u>\$ 13,454,000</u>	

Funding Sources Descriptions:

Category 2 - Metropolitan Area Corridor Projects (Federal)
Category 7 - Statewide Transportation Program - Metropolitan Mobility/Rehabilitation (Federal)
CTRMA General Fund

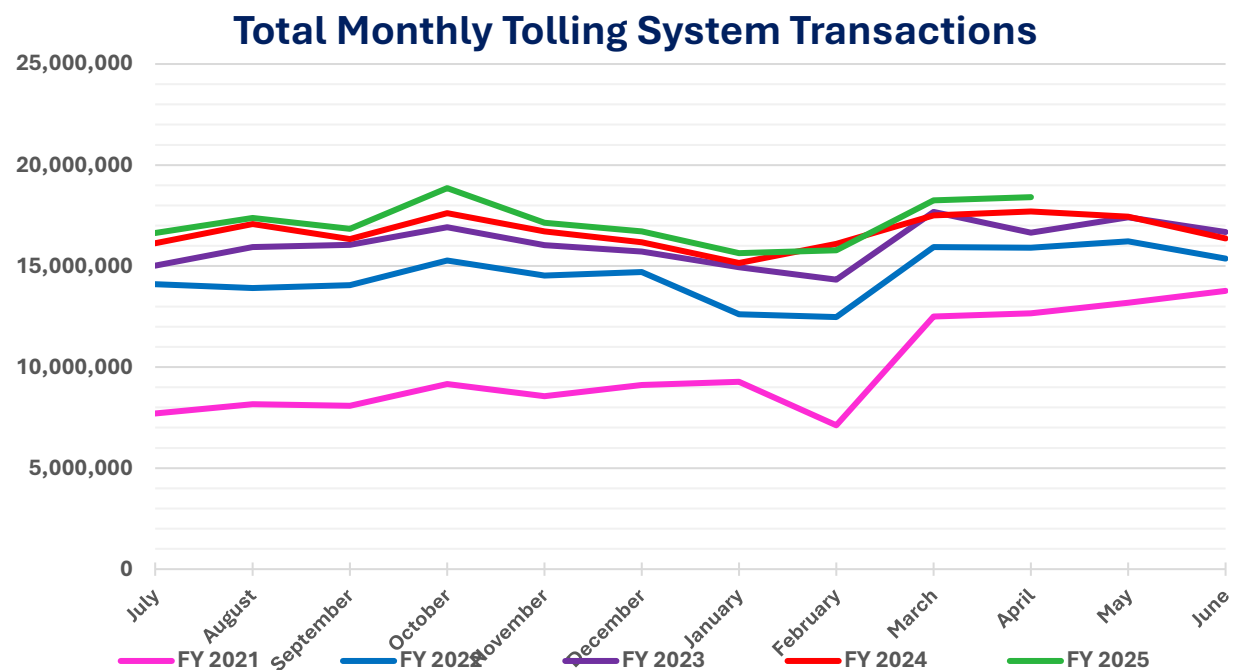
Statistical Data

	Consolidated Transactions													
	July	August	September	October	November	December	January	February	March	April	May	June	Total	
FY 2016	5,807,432	5,780,847	5,689,007	5,951,356	5,618,174	5,906,441	5,694,706	5,786,605	6,348,193	6,194,675	6,318,249	6,312,246	71,407,931	
FY 2017	6,227,708	6,410,390	6,341,481	6,657,207	6,365,565	6,422,271	6,278,998	6,113,442	7,882,750	7,582,718	7,993,646	7,760,799	82,036,975	
FY 2018	7,483,190	7,630,782	7,554,470	8,409,971	8,060,327	8,132,157	7,833,808	7,742,683	9,202,032	8,931,243	9,410,810	8,984,686	99,376,159	
FY 2019	8,781,806	9,413,276	8,565,812	9,492,445	9,096,919	8,790,955	8,959,734	8,491,967	9,715,467	9,601,986	9,874,879	9,313,603	110,098,849	
FY 2020	9,499,908	10,995,420	10,291,326	11,048,024	10,237,435	10,106,129	10,520,817	10,575,128	8,367,054	4,913,717	6,760,426	7,857,150	111,172,534	
FY 2021	8,014,590	8,533,715	8,496,674	9,680,706	9,032,057	9,640,298	9,749,282	7,493,112	13,261,447	13,465,902	14,000,069	14,666,801	126,034,653	
FY 2022	14,971,523	14,755,908	14,937,533	16,224,070	15,424,161	15,570,175	13,281,750	13,223,753	16,925,436	16,911,093	17,191,192	16,277,797	185,694,391	
FY 2023	15,839,167	16,894,011	17,013,106	17,910,640	16,928,934	16,587,078	15,791,850	15,192,437	18,747,368	17,646,896	18,447,169	17,678,011	204,676,667	
FY 2024	17,039,650	18,097,926	17,298,804	18,669,143	17,715,451	17,133,649	16,012,454	17,043,941	18,576,462	18,839,300	18,550,560	17,378,144	212,355,484	
FY 2025	17,642,424	18,444,391	17,861,492	20,047,770	18,167,513	17,703,065	16,549,919	16,773,821	19,404,637	19,549,464			182,144,496	



Statistical Data

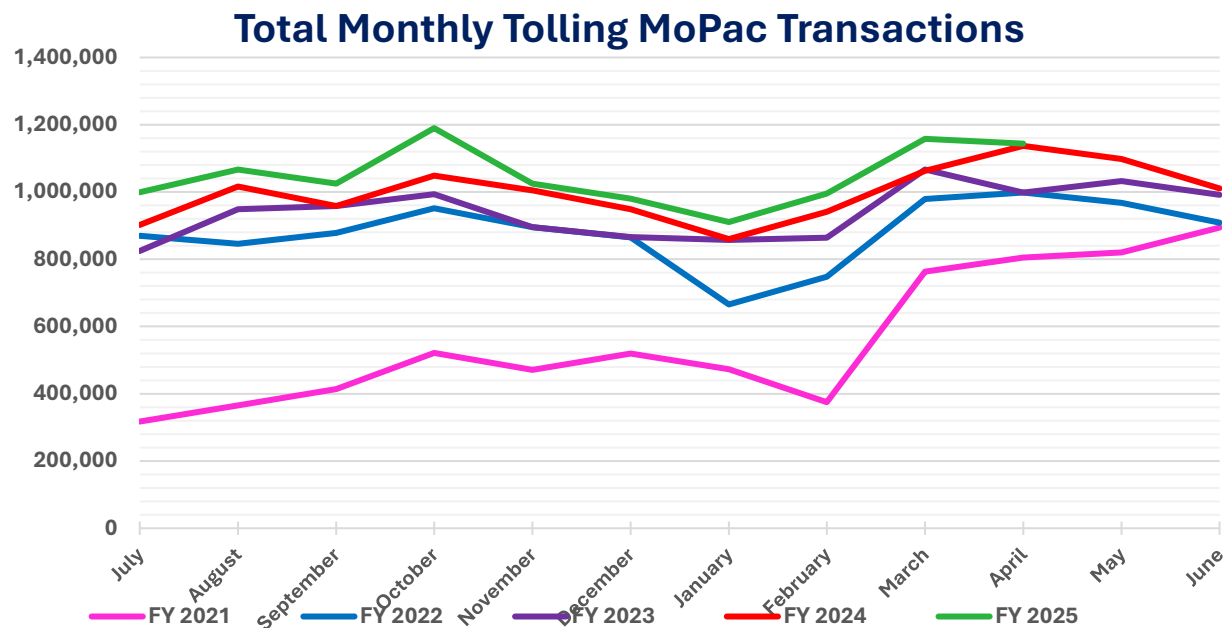
System Transactions													Total
	July	August	September	October	November	December	January	February	March	April	May	June	
FY 2016	5,807,432	5,780,847	5,689,007	5,951,356	5,618,174	5,906,441	5,694,706	5,786,605	6,348,193	6,194,675	6,318,249	6,312,246	71,407,931
FY 2017	6,227,708	6,410,390	6,341,481	6,619,210	6,282,849	6,345,565	6,197,243	6,036,546	7,788,475	7,493,618	7,899,530	7,671,089	81,313,704
FY 2018	7,402,464	7,539,159	7,472,582	8,045,593	7,331,037	7,418,360	7,118,382	6,976,632	8,278,054	8,007,825	8,401,230	8,035,679	92,026,997
FY 2019	7,888,246	8,355,574	7,624,124	8,390,360	8,052,980	7,802,444	7,913,822	7,484,527	8,601,637	8,460,079	8,733,703	8,246,186	97,553,682
FY 2020	8,435,032	9,881,791	9,251,286	9,887,030	9,220,028	9,126,134	9,513,809	9,550,152	7,762,017	4,807,224	6,546,610	7,526,507	101,507,620
FY 2021	7,697,273	8,168,115	8,082,370	9,159,352	8,561,090	9,121,110	9,276,243	7,118,501	12,498,274	12,660,422	13,179,634	13,772,599	119,294,983
FY 2022	14,102,025	13,910,345	14,058,822	15,272,109	14,529,126	14,705,685	12,616,192	12,476,069	15,946,398	15,912,727	16,223,657	15,369,429	175,122,584
FY 2023	15,014,539	15,945,589	16,054,531	16,917,418	16,033,289	15,721,539	14,934,372	14,328,202	17,680,513	16,649,071	17,415,034	16,686,024	193,380,121
FY 2024	16,137,221	17,081,268	16,340,858	17,620,449	16,710,262	16,184,816	15,152,512	16,102,705	17,513,180	17,702,233	17,452,231	16,367,359	200,365,094
FY 2025	16,643,330	17,377,449	16,836,506	18,857,871	17,142,662	16,722,993	15,639,343	15,778,673	18,246,679	18,405,749			171,651,255



Statistical Data

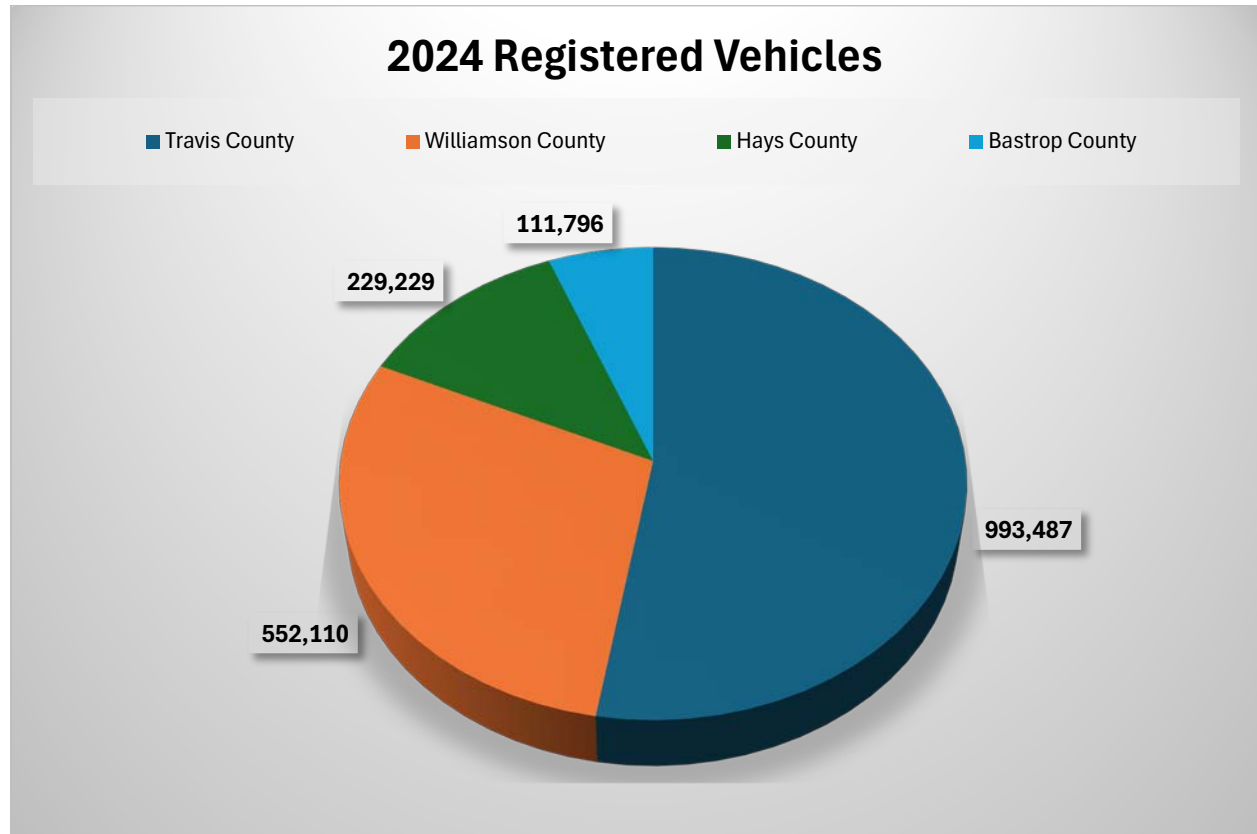
Mopac Transactions													Total
	July	August	September	October	November	December	January	February	March	April	May	June	
FY 2016	0	0	0	0	0	0	0	0	0	0	0	0	0
FY 2017	0	0	0	37,997	82,716	76,706	81,755	76,896	94,275	89,100	94,116	89,710	723,271
FY 2018	80,726	91,623	81,888	364,378	729,290	713,797	715,426	766,051	923,978	923,418	1,009,580	949,007	7,349,162
FY 2019	893,560	1,057,702	941,688	1,102,085	1,043,939	988,511	1,045,912	1,007,440	1,113,830	1,141,907	1,141,176	1,067,417	12,545,167
FY 2020	1,064,876	1,113,629	1,040,040	1,160,994	1,017,407	979,995	1,007,008	1,024,976	605,037	106,493	213,816	330,643	9,664,914
FY 2021	317,317	365,600	414,304	521,354	470,967	519,188	473,039	374,611	763,173	805,480	820,435	894,202	6,739,670
FY 2022	869,498	845,563	878,711	951,961	895,035	864,490	665,558	747,684	979,038	998,366	967,535	908,368	10,571,807
FY 2023	824,628	948,422	958,575	993,222	895,645	865,539	857,478	864,235	1,066,855	997,825	1,032,135	991,987	11,296,546
FY 2024	902,429	1,016,658	957,946	1,048,694	1,005,189	948,833	859,942	941,236	1,063,282	1,137,067	1,098,329	1,010,785	11,990,390
FY 2025	999,094	1,066,942	1,024,986	1,189,899	1,024,851	980,072	910,576	995,148	1,157,958	1,143,715			10,493,241

Note: MoPac Express Lanes Opened October 2017



Statistical Data

The Central Texas four-county region had nearly 1.9 million registered vehicles as of 2024.

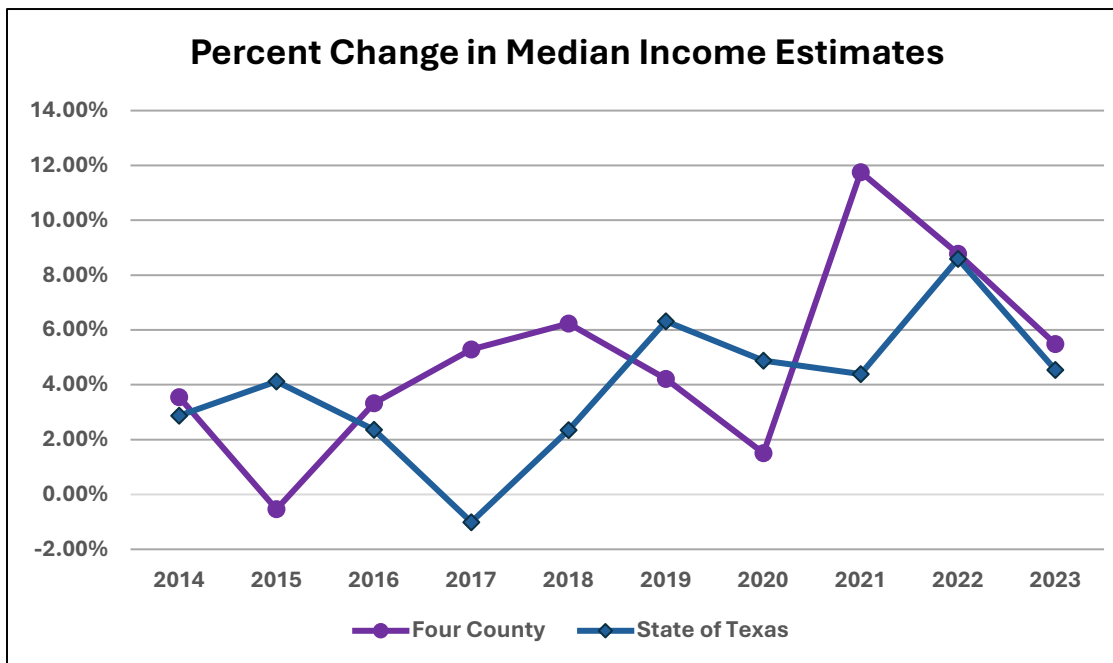


Statistical Data

Central Texas four-county region per capita income.

Year	Travis	Williamson	Hays	Bastrop	Four County Regional Totals	Texas	Percentage Change from Prior Years	
					Median Income	Avg Median Income	Four County	State of Texas
2014	59,068	31,706	34,959	31,552	39,321	43,862	3.55%	2.87%
2015	59,691	33,147	33,216	30,383	39,109	45,669	-0.54%	4.12%
2016	60,041	32,705	36,182	32,723	40,413	46,745	3.33%	2.36%
2017	65,086	34,575	37,095	33,453	42,552	46,274	5.29%	-1.01%
2018	69,666	35,825	40,369	34,969	45,207	47,362	6.24%	2.35%
2019	72,364	37,242	42,283	36,561	47,113	50,355	4.21%	6.32%
2020	72,468	37,242	43,287	38,289	47,822	52,813	1.50%	4.88%
2021	81,191	42,959	47,453	42,177	53,445	55,129	11.76%	4.39%
2022	87,511	47,574	53,240	44,230	58,139	59,865	8.78%	8.59%
2023	91,771	51,260	57,684	44,607	61,331	62,586	5.49%	4.55%
Averaged Yearly Totals								
	\$ 71,886	\$ 38,424	\$ 42,577	\$ 36,894	\$ 47,445	\$ 51,066		

Source: Travis, Williamson, Hays, Bastrop counties annual financial reports.



Statistical Data

Central Texas four-county region top ten employers in 2024.

2024 Travis County Top Ten Employers			
Employer	Number of Employee s	Percentage of Total County Employment	Industry
State of Texas	64,234	7.20%	Government
University of Texas / Austin	32,075	3.59%	Education, Research
HEB Grocery Co.	24,161	2.71%	Retail
Tesla, Inc.	20,000	2.24%	Technology/Manufacturer
City of Austin	18,321	2.05%	Government
Ascension Seton, Texas	13,807	1.55%	Health Services
Dell, Inc.	13,000	1.46%	Electronics
Federal Government	12,238	1.37%	Government
St. David's Healthcare	12,191	1.37%	Health Services
Austin Independent School District	10,992	1.23%	Education
Total	221,019	24.77%	

* Source: Travis County Annual Financial Report

2024 Williamson County Top Ten Employers			
Employer	Number of Employee s	Percentage of Total County Employment	Industry
Dell Computer	12,000	5.24%	Electronics
Apple, Inc.	7,000	3.05%	Electronics
H-E-B, LP	7,000	3.05%	Retail
Round Rock ISD	6,341	2.77%	Education
Leander ISD	5,589	2.44%	Education
Georgetown ISD	2,000	0.87%	Education
Williamson County	1,950	0.85%	Government
St. David's Round Rock Medical Center	1,300	0.57%	Health Services
Kalahari Resorts & Conventions	1,200	0.52%	Retail
City of Round Rock	1,130	0.49%	Government
Total	45,510	19.85%	

* Source: Williamson County Annual Financial Report

Statistical Data

2024 Hays County Top Ten Employers			
Employer	Number of Employee s	Percentage of Total County Employment	Industry
Amazon Fulfillment Center	5,000	2.62%	Retail
Texas State University	3,730	1.96%	Education, Research
Hays Consolidated ISD	3,430	1.80%	Education
Premium Outlets	1,600	0.84%	Retail
Tanger Factory Outlet Center	1,540	0.81%	Retail
San Marcos ISD	1,400	0.73%	Education
Hay's County	1,148	0.60%	Education
Dripping Springs ISD	1,025	0.54%	Education
City of San Marcos	758	0.40%	Government
HEB Distribution Center	750	0.39%	Retail
Total	20,381	10.69%	

* Source: Hayes County Annual Financial Report

2024 Bastrop County Top Ten Employers			
Employer	Number of Employee s	Percentage of Total County Employment	Industry
Bastrop ISD	1,601	3.21%	School District
Elgin ISD	1,003	2.01%	School District
HEB Food Store Bastrop	730	1.47%	Grocery Retail
Bastrop County	583	1.17%	Government
Hyatt Regency Lost Pines Resort	530	1.06%	Resort hotel
HEB Food Store Elgin	386	0.78%	Grocery Retail
Walmart Bastrop	300	0.60%	Grocery Retail
Smithville ISD	277	0.56%	School District
Bastrop FCI	204	0.41%	Federal Correctional Institution
Walmart Elgin	186	0.37%	Grocery Retail
Total	5,800	11.64%	

* Source: Bastrop County Annual Financial Report



CENTRAL TEXAS REGIONAL
MOBILITY AUTHORITY



3300 N IH-35, Suite 300
Austin, TX 78705



512-996-9778



www.MobilityAuthority.com

**GENERAL MEETING OF THE BOARD OF DIRECTORS
OF THE
CENTRAL TEXAS REGIONAL MOBILITY AUTHORITY
RESOLUTION NO. 25-036**

**APPROVING A CONTRACT WITH SHI GOVERNMENT SOLUTIONS, INC.
TO PROVIDE AN ADVANCED TRANSPORTATION REPORTING AND INCIDENT
MANAGEMENT/PREDICTION SYSTEM**

WHEREAS, in order facilitate the safe and efficient flow of traffic the Mobility Authority has undertaken an initiative to strategically use technology to reduce the time required to identify and clear incidents and to enhance communications with first responders and the traveling public; and

WHEREAS, by Resolution No. 20-044 on June 3, 2020, the Board of Directors approved an agreement with Waycare Technologies, Inc. for an Advanced Transportation Reporting and Incident Management/Prediction System services; and

WHEREAS, the Mobility Authority's current agreement with Waycare Technologies, Inc. expires on June 30, 2025; and

WHEREAS, Advanced Transportation Reporting and Incident Management/Prediction System services are offered by SHI Government Solutions, Inc. through Rekor Systems, Inc. subscription services; and

WHEREAS, Rekor Systems, Inc. software can be purchased from SHI Government Solutions, Inc. through Texas Department of Information Resources (DIR) Contract No. DIR-CPO-5241; and

WHEREAS, the Executive Director has obtained pricing for the Rekor Systems, Inc. software license from SHI Government Solutions, Inc. which is attached hereto as Exhibit A; and


WHEREAS, pursuant to Texas Government Code Section 2054.0565 and Mobility Authority Policy Code Section 401.008, the Mobility Authority may use the DIR cooperative contract with SHI Government Solutions, Inc. to procure Rekor Systems, Inc. software without the need to seek competitive bids; and

WHEREAS, the Executive Director recommends approving the acquisition of Rekor Systems, Inc. software subscription in an amount not to exceed \$2,000,000.00 for a five (5) year period of from SHI Government Solutions, Inc. through their DIR cooperative contract.

NOW THEREFORE BE IT RESOLVED in order facilitate the safe and efficient flow of traffic the Mobility Authority, the Executive Director is hereby authorized to enter into an agreement with SHI Government Solutions, Inc. for Rekor Systems, Inc. software subscription in an amount not to exceed \$2,000,000.00 for a five (5) year period of from SHI Government Solutions, Inc. through their cooperative contract with the Texas Department of Information Resources.


Adopted by the Board of Directors of the Central Texas Regional Mobility Authority on the 25th day of June 2025.

Submitted and reviewed by:



James M. Bass
Executive Director

Approved:



Michael Doss
Secretary, Board of Directors

Exhibit A

Central Texas Regional Mobility Authority
 3300 N. IH 35 Suite 300
 Austin, TX 78705

February 14, 2025

This document is amending the Central Texas Regional Mobility Authority's (CTRMA) access to features of Rekor Command.

QUOTE

The Core package includes the features described in the table below.

Event Detection	Incident Detection AI	Leveraging Rekor One®, our roadway intelligence engine, to aggregate massive amounts of data, we trained our innovative incident detection AI model to understand what is expected on the roadways, identify anomalies in real time, and ultimately determine various types of incidents impacting the roadway in real-time. With feedback from operators, the model continually learns, allowing it to adapt to new scenarios and continually improve accuracy.
	Smart Deduplication	Our smart deduplication feature ensures we limit the noise you would normally see from ingesting multiple data sources by identifying and eliminating duplicative events before they reach the platform.
Roadway Response	Organization Settings	Our organization settings feature allows you to create the custom environment needed to ensure the efficiency and effectiveness of your unique transportation management center. It all starts with defining your workspaces, the geographical boundary for the roads and event data that you need to manage. Workspaces can be divided up as needed to accommodate different discernible boundaries you may require for operational activities. From there, system administrators can set role-based permissions for each user, controlling what an individual user can view or edit across the platform. With the ability to create custom roles with unique permissions, you can ensure each member of the team has the appropriate access and permissions they need to manage their work. And as your needs and work requirements change, you can update and modify these settings directly in the platform. Lastly, with Rekor Support, you designate two team members who will have direct access to engage via web, email, or phone with the first available member of the Rekor customer support team, while also having access to the on-demand Rekor Help Center, containing knowledge base self-help articles. Each element of our organization settings feature is designed with the user in mind to enable a truly best in class user experience.
	Intelligence Layers	Our intelligence layers give you the ability to control the depth of situational awareness you gain at any given moment by allowing you to add and remove different layers of information. Driven by our incident detection AI feature, it all starts with the incident layer that allows you to focus on key types of incidents or see all incidents in a given area. Fed from direct system integrations, third-party vendors or added directly by users, the traffic disruptions layer then allows you to monitor pre-planned special events and see construction and other disruptions or closures that may impact your ability to effectively manage new events. When you integrate your existing assets, both fixed and mobile, our asset layer allows you to see locations, characteristics, and live feeds from each asset to support your incident verification and management efforts. Finally, with our roadway layers, you can choose to see traffic, mile markers, and even switch to satellite view to gain insights into the exact environment surrounding an event. Each of these layers can be turned on to ensure you have the situational awareness you need to manage individual events, but also

		turned off to ensure you can focus on the key insights that matter most as you monitor the roadways.
	Traffic Impact	Our traffic impact feature identifies the impact each event is having on the surrounding roadways, providing important situational awareness without the need for additional hardware. By analyzing real-time telematics data with historical trends, we provide enhanced visibility and actionable insights to ensure TMC operators can identify, locate, prioritize, and manage the most impactful events disrupting the normal flow of traffic.
	Event Management	Our event management feature provides the tools you need to monitor and manage the events happening on your roadway. Within the insight panel, the persistence score provides real-time insights into the likelihood that an incident is still active on the roadway, allowing you to quickly prioritize the events you want to focus on. For each confirmed event, you are able to add additional information and edit event details, including the option to precisely identify the location of the event. To ensure you are able to quickly and thoroughly manage your response, you have the option to input and assign pre-planned response plans to individual events and can easily review past actions taken as part of managing the event. Lastly, when you integrate your CCTV camera, the platform will automatically identify and link the closest cameras to each event to speed up verification efforts. Each of these capabilities enable smarter prioritization and management, ensuring maximum effectiveness of your transportation management team.
	History Log	Our history log feature provides historical event related data that can be viewed, filtered, sorted, and exported as needed. This data can be used for auditing purposes, viewing event-related activity details, and exporting to additional external systems for deeper analysis.
Decision Support	Priority Ranking	Uses multi-factor prioritization method, this capability revolutionizing incident management by empowering users to focus on high-impact events with precision and speed. Priority Ranking fuses real-time mobility data, such as incident types, road types, persistence score, dynamic speed data, and applies AI-driven algorithms to assess incident impact, enabling users to prioritize responses where they matter most, reducing response times, optimizing resource allocation, and ensuring safer, more efficient traffic flow when it's needed most.
Roadway Analytics	Corridor Analysis	Our corridor analysis feature identifies the corridors most impacted by events in a given time frame, providing insights into your most troublesome areas.
	Incident Trends	Our incident trends feature highlights the incident patterns on your roadways including frequency, source, and location type, allowing you to analyze and address the most impactful trends.
Community Connect	Social Media	Our social media feature allows you to push public alert notifications directly from the event you are managing to the social media apps your citizens are using, such as X (formerly known as Twitter).
	Navigation Apps	Our navigation apps feature allows you to push public alert notifications directly from each event you are managing to the navigation apps your traveling public is using, such as Waze.
	511	Our 511 feature allows you to initiate phone notifications to the public about an event or disruption impacting the roadways, directly from each event you are managing.
	Email	Our email feature allows you to email the public about an event or disruption impacting the roadways, directly from each event you are managing.
	Driver Connect	Our feature allows you to broadcast incident updates directly to private and commercial vehicles equipped with alert systems.

QUOTE

Item	Cost
Total (per year)	\$335,920.45

HOURLY RATES

If ad-hoc work is to be required through a change order Rekor will invoice CTRMA for work performed at the following rates.

Position	Rate
Project Manager	\$141.97
Senior Solutions Engineer	\$218.72
Senior Product Manager	\$201.89
Senior Product Designer	\$141.97
Senior Front-End Developer	\$236.59
Senior Back End Developer	\$283.94
QA Engineer	\$157.75
Senior Solutions Architect	\$236.59
Back End Developer	\$189.28
Data Scientist	\$220.83
Senior Back End Developer	\$283.94
Project Principal	\$363.40
Administration	\$126.50

QUOTE TERMS

The term of the agreement is five (5) years, with two (2) optional renewal periods of two (2)



years each. The agreement will start on July 1, 2025.

QUOTE ACCEPTANCE

This quote is valid until **June 30, 2025**. If not accepted before this date, the quote may be subject to review, change, or withdrawal. This feature will go live on July 1, 2025, upon Rekor's receipt of a Notice to Proceed. To secure the terms, scope of work, and pricing indicated in this document, please ensure acceptance is confirmed on or before the above expiration date. This quote is subject to the following terms <https://www.rekor.ai/privacy#terms>. Should CTRMA require an extension or have concerns regarding the expiration date, they are encouraged to contact Paul-Matthew Zamsky at pzamsky@rekor.ai to discuss potential adjustments or revisions.

Eyal Hen
Chief Financial Officer
Rekor Recognition Systems, Inc.





Pricing Proposal
Quotation #: 26294368
Created On: 6/11/2025
Valid Until: 6/30/2025

TX-Central Texas Regional Mobility Authority

Cory Bluhm

3300 N IH-35 South
Suite 300
Austin, TX 78705
United States
Phone: 512-996-9778 ext. 4315
Fax:
Email: cbluhm@ctrma.org

Inside Account Executive

Alex Jasko

300 Davidson Ave
Somerset, NJ 08873
Phone: 732-652-3061
Fax:
Email: alex_jasko@shi.com

All Prices are in US Dollar (USD)

Product	Qty	Retail	Your Price	Total
1 Rekor AI Renewal - Outlined in attached document Rekor - Part#: NPN-WAYCA-REKOR-A Contract Name: COTS/Related Services Contract #: DIR-CPO-5241 Coverage Term: 7/1/2025 – 6/30/2026 Note: Year 1	1	\$0.00	\$335,920.45	\$335,920.45
2 Rekor AI Renewal - Outlined in attached document Rekor - Part#: NPN-WAYCA-REKOR-A Contract Name: COTS/Related Services Contract #: DIR-CPO-5241 Coverage Term: 7/1/2026 – 6/30/2027 Note: Year 2	1	\$0.00	\$335,920.45	\$335,920.45
3 Rekor AI Renewal - Outlined in attached document Rekor - Part#: NPN-WAYCA-REKOR-A Contract Name: COTS/Related Services Contract #: DIR-CPO-5241 Coverage Term: 7/1/2027 – 6/30/2028 Note: Year 3	1	\$0.00	\$335,920.45	\$335,920.45
4 Rekor AI Renewal - Outlined in attached document Rekor - Part#: NPN-WAYCA-REKOR-A Contract Name: COTS/Related Services Contract #: DIR-CPO-5241 Coverage Term: 7/1/2028 – 6/30/2029 Note: Year 4	1	\$0.00	\$335,920.45	\$335,920.45
5 Rekor AI Renewal - Outlined in attached document Rekor - Part#: NPN-WAYCA-REKOR-A Contract Name: COTS/Related Services Contract #: DIR-CPO-5241 Coverage Term: 7/1/2029 – 6/30/2030 Note: Year 5	1	\$0.00	\$335,920.45	\$335,920.45

Subtotal	\$1,679,602.25
Shipping	\$0.00
Total	\$1,679,602.25

Additional Comments

Thank you for choosing SHI-GS! The pricing offered on this quote proposal is valid through the expiration date set above. To ensure the best level of service, please provide End User Name, Phone Number, Email Address and applicable Contract Number when submitting a Purchase Order.

SHI Government Solutions, Inc. is 100% Minority Owned, Woman Owned Business.
TAX ID# 22-3695478; DUNS# 14-724-3096

The products offered under this proposal are resold in accordance with the terms and conditions of the Contract referenced under that applicable line item.

**GENERAL MEETING OF THE BOARD OF DIRECTORS
OF THE
CENTRAL TEXAS REGIONAL MOBILITY AUTHORITY**

RESOLUTION NO. 25-037

**APPROVING THE SECOND AMENDMENT TO THE AGREEMENT WITH
KAPSCH TRAFFICCOM NORTH AMERICA, INC. FOR LICENSE PLATE IMAGE
REVIEW SERVICES**

WHEREAS, the Central Texas Regional Mobility Authority (the “Mobility Authority”) was created pursuant to the request of Travis and Williamson Counties and in accordance with provisions of the Transportation Code and the petition and approval process established in 43 Tex. Admin. Code § 26.01, et. Seq. (the “RMA Rules”); and

WHEREAS, performing image reviews of license plates is an essential element of the processing of pay-by-mail transactions for the use of Mobility Authority facilities; and

WHEREAS, by Resolution No. 18-033, dated July 25, 2018, the Board of Directors approved an agreement with Kapsch TrafficCom USA, Inc. for image review services for a term of five (5) years, concluding on July 30, 2023, with two (2) two-year renewal terms (the “Agreement”); and

WHEREAS, by Resolution No. 23-023, dated June 26, 2023, the Board of Directors approved the first amendment to the Agreement, to exercise the first renewal term, which will conclude on July 30, 2025, and to provide for an annual adjustment of certain pricing in accordance with the customer price index; and

WHEREAS, the Executive Director and Kapsch TrafficCom North America have negotiated a proposed second amendment to the Agreement to exercise the second renewal term, such that the Agreement will conclude on July 30, 2027; and

WHEREAS, the Executive Director requests that the Board of Directors authorize the execution of the proposed second amendment to the Agreement for image review services, a copy of which is attached hereto as Exhibit A.

NOW THEREFORE, BE IT RESOLVED that the Board of Directors hereby authorizes the Executive Director to execute the second amendment to the Agreement for image review services in the form or substantially the same form attached hereto as Exhibit A.

Adopted by the Board of Directors of the Central Texas Regional Mobility Authority on the 25th day of June 2025.

Submitted and reviewed by:


James M. Bass
Executive Director

Approved:



Michael Doss
Secretary, Board of Directors

Exhibit A

SECOND AMENDMENT TO AGREEMENT FOR IMAGE REVIEW SERVICES

THIS SECOND AMENDMENT is made effective as of the ____ day of _____, 2025, by and between the by and between the Central Texas Regional Mobility Authority (the “CTRMA”) and Kapsch TrafficCom North America (the “Contractor”) (collectively, the “Parties,” and each individually, a “Party”).

W I T N E S S E T H:

WHEREAS, pursuant to Resolution No. 18-033, approved on July 25, 2018, the CTRMA Board of Directors (the “Board”) approved an Agreement for Image Review Services (the “Agreement”) with the Contractor to provide image review services in connection with CTRMA’s transaction processing and toll collection activities (the “Services”); and

WHEREAS, the Parties executed the Agreement, effective July 30, 2018; and

WHEREAS, Section II of the Agreement provides for a term of five (5) years, concluding on July 30, 2023, with two (2) two-year renewal terms; and

WHEREAS, the First Amendment to the Agreement regarding the first two-year renewal term was approved on June 26, 2023 and expires on July 30, 2025; and

WHEREAS, the Contractor is currently providing the Services; and

WHEREAS, the CTRMA has determined that it is in its best interests for the Contractor to continue to provide the Services; and

WHEREAS, it is the desire of the parties to exercise the second renewal term, such that the Agreement will conclude on July 30, 2027; and

WHEREAS, this Agreement has been negotiated and finalized between the parties whereby services will be provided by the Contractor and compensation will be paid by the CTRMA pursuant to the terms hereof.

NOW, THEREFORE, and in consideration of the mutual covenants and agreement between the Parties, the Parties hereby agree to the following:

I. AGREEMENT PERIOD.

Pursuant to Article 2 of the Agreement, the parties agree to exercise the second of two renewal terms, such that the “Agreement Period” shall conclude on July 30, 2027.

II. REMAINING TERMS AND CONDITIONS.

Except to the extent expressly modified herein, all remaining terms and conditions of the Agreement by and between the CTRMA and the Contractor shall continue in full force and effect.

IN WITNESS WHEREOF, the parties hereto have signed or have caused their respective names to be signed to multiple counterparts hereof as of the effective date first above written.

**CENTRAL TEXAS
REGIONAL MOBILITY AUTHORITY**

By: _____

James Bass

Executive Director

Date: _____

KAPSCH TRAFFICCOM NORTH AMERICA

By: _____

Date: _____

**GENERAL MEETING OF THE BOARD OF DIRECTORS
OF THE
CENTRAL TEXAS REGIONAL MOBILITY AUTHORITY**

RESOLUTION NO. 25-038

**AUTHORIZING AGREEMENTS WITH THE TRAVIS COUNTY SHERIFF'S OFFICE
FOR LAW ENFORCEMENT SERVICES IN SUPPORT OF THE MOBILITY
AUTHORITY'S HABITUAL VIOLATOR PROGRAM, SAFETY INITIATIVES, AND
THEFT DETERRENCE**

WHEREAS, the Central Texas Regional Mobility Authority (the "Mobility Authority") was created pursuant to the request of Travis and Williamson Counties and in accordance with provisions of the Transportation Code and the petition and approval process established in 43 Tex. Admin. Code § 26.01, et. Seq. (the "RMA Rules"); and

WHEREAS, the Mobility Authority requires law enforcement services related to enforcement of the Habitual Violator Program, safety initiatives, and theft deterrence (the "Law Enforcement Services"; and

WHEREAS, the Travis County Sheriff's Office (the "TCSO") has indicated it is interested and willing to provide the Law Enforcement Services to the Mobility Authority through its off-duty program; and

WHEREAS, pursuant to Section 401.0061 of the Mobility Authority Policy Code, law enforcement services are exempted from competitive procurement requirements; and

WHEREAS, the Executive Director recommends and requests that he be authorized to take all actions necessary to enter into agreements with the TCSO for the provision of the Law Enforcement Services through June 30, 2026, for up to a cumulative amount not to exceed \$475,000, through their off-duty employment program; and

NOW THEREFORE, BE IT RESOLVED that the Board of Directors hereby authorizes and directs the Executive Director to take all actions necessary to enter into agreements with the TCSO for the provision of the Law Enforcement Services through June 30, 2026, for up to a cumulative amount not to exceed \$475,000 through their off-duty employment program.


Adopted by the Board of Directors of the Central Texas Regional Mobility Authority on the 25th day of June 2025.

Submitted and reviewed by:



James M. Bass
Executive Director

Approved:



Michael Doss
Secretary, Board of Directors



THE TRAVIS COUNTY SHERIFF'S OFFICE RESERVES THE RIGHT TO DENY ANY REQUEST
APPLICATION FOR SECONDARY EMPLOYMENT OF LAW ENFORCEMENT
5555 Airport Blvd., Austin, Texas 78751, Desk: (512) 854-7271 - Fax: (512) 854-4554 - E-mail: off.duty@traviscountytx.gov

PERSON/BUSINESS/ORGANIZATION HIRING OFFICER:

ADDRESS (No PO Box):

City:

State:

Zip:

PERSON SUBMITTING APPLICATION:

BUSINESS PHONE:

PHONE:

E-MAIL:

DRIVER'S LICENSE/STATE:

SSN OR TAX ID:

TRAFFIC

SECURITY

NO. OF DEPUTIES*:

NO. OF VEHICLES*:

NO. OF EXPECTED GUESTS:

***WE WILL MAKE THE FINAL DETERMINATION ON NUMBER OF OFFICERS AND UNITS.**

WILL ALCOHOL BE AVAILABLE:

Yes

No

TEMPORARY

PERIODICALLY (throughout year)

FOR THIS CALENDAR YEAR

START DATE:

END DATE:

START TIME:

END TIME:

EVENT TITLE:

OFFICERS NEEDED FOR:

JOB LOCATION (include facility name and address):

JOB SITE POINT OF CONTACT:

CELL PHONE:

COMMENTS:

FROM THIS POINT FORWARD TRAVIS COUNTY SHERIFF'S OFFICE IS REFERRED TO AS TCSO, APPLICANT IS REFERRED TO AS CONTRACTOR.

ALL REQUESTS ARE SUBJECT TO APPROVAL: The Sheriff, acting personally or through a designee, reserves the right to deny any application for secondary employment of law enforcement. Application approval is subject to guidelines set forth by TCSO Policies and Procedures. Local background checks are done on individuals requesting security for private functions.

TIMELINE SUBMISSION OF APPLICATION:

- Events under 500 people submit 30 days prior to event.
- Events 500 – 1,000 people submit 60 days prior to event.
- Events over 1,000 people, foot or bike races, submit 90 days prior to event.

OFFICER RESPONSIBILITIES: A TCSO Deputy's primary responsibility while working in a secondary employment capacity, is the enforcement of Federal and State laws and County ordinances; to protect life and property and to keep the peace. DEPUTIES ARE PROHIBITED FROM ENFORCING HOUSE RULES. House rules are defined as rules that are not specifically authorized by state or federal law, and are typically rules of the Contractor. Officers shall follow all TCSO Policies and Procedures.

Officers engaged in a secondary employment job will not refuse to assist any citizen requesting or needing assistance. Officers are expected to take necessary action in an attempt to assist citizens in need of help by calling on-duty officers, taking reports, effecting arrests, or providing any other services related with the duties of a peace officer.

CONTRACTOR'S RESPONSIBILITIES: The Contractor agrees to hold harmless TCSO and all TCSO personnel from losses of any kind caused while at the site of the secondary employment. All traffic control jobs must be approved by the jurisdictional authority, such as and not limited to the Texas Department of Transportation or Travis County Transportation and Natural Resources before we allow our officers to work. If permits are required, the Contractor must show proof of approved permits before officers are allowed to work. A Contractor's signature on this application serves as an acknowledgment of all information provided on our application.

REVOCATION OF APPROVED APPLICATIONS: The application/contract can be canceled at any time by the TCSO or the Contractor for no reason. Cancellation notice must be in writing by letter or email. Examples for revocation are for informational purposes only and are not intended to be exclusive of other reasons not contained therein: a conflict of interest develops between the County and the Contractor; non-payment of officers; Contractor is arrested; the Contractor is under investigation by the District or County Attorney's Office, or any Law Enforcement Agency for violations of law; the Contractor refuses to cooperate with an investigation related to the secondary employment job; the job becomes controversial, such as labor or civil disputes.

RATES: Payment due upon service rendered, or no later than 2- weeks for long-term contracts.

COUNTY-OWNED VEHICLES: \$20 per hour with a 2-hour minimum.

OFFICERS: \$85 per hour: General Security. 4-hour minimum for all rates, except Contract Coordinator.

\$88 per hour: Police Bicycle Certified Officers

\$85 per hour: Contract Coordinator. The coordinator may charge this rate for administrative duties performed.

\$95 per hour: Emergency requests received with less than 2 business days notice.

\$95 per hour: Supervisors when required. Requirement is determined by complexity of request.

\$100 per hour: Holidays: New Years Eve, New Years Day, Martin Luther King Jr. Day, President's Day, Memorial Day, Juneteenth, Independence Day (July 4th), Labor Day, Veteran's Day, Thanksgiving, Christmas Eve, and Christmas Day.

CANCELLATIONS: Any cancellation made after 4:00 PM Central Standard Time on the business day prior to the Contractor's scheduled event will result in a cancellation fee, equal to 4 hours at applicable Officer Pay Rate per scheduled Officer. Contractor must receive confirmation of receipt of cancellation request from TCSO to avoid cancellation fee.

CONTRACTOR

SIGNATURE:

PRINT NAME:

DATE:

[THIS SECTION FOR TCSO USE ONLY]

MAJOR SIGNATURE:

DATE:

APPROVE

DENY

CONTRACTOR ID:

MAJOR COMMENTS:

JOB ID:

COORDINATOR ASSIGNED:

REV 10142022

LIABILITY AGREEMENT FOR
LAW ENFORCEMENT RELATED SECONDARY EMPLOYMENT

For and in consideration of the permission given by the Travis County Sheriff's Office (hereinafter TCSO) for _____ (hereinafter called CONTRACTOR) to engage as independent contractors employees of the TCSO (hereinafter EMPLOYEES), while said EMPLOYEES are not on duty with and for the TCSO, it is agreed as follows:

1. It is mutually agreed that while the EMPLOYEE performs services for the CONTRACTOR as an independent contractor, said EMPLOYEE is not acting as an employee of TCSO.

2. The CONTRACTOR, binding its heirs, administrators, executors, estate, successors, and assigns, hereby agrees to indemnify, protect, defend, and hold harmless Travis County, TCSO, and their elected officials, officers, employees and agents (the "Releasees") from any and all damages, including without limitation: interest, court costs, attorney's fees and other expenses which the Releasees may incur or become liable for as the result of any claim, demand, obligation, liability suit or cause of action arising in whole or part from the work of said EMPLOYEES for the CONTRACTOR, whether or not such claim, demand, or suit be frivolous, and whether or not it be made or brought by the CONTRACTOR or by a third person or entity.

3. It is understood by CONTRACTOR that TCSO shall retain the right to withdraw at any time its permission for its EMPLOYEES to work in a private capacity. If the permission of TCSO is withdrawn, the CONTRACTOR agrees to terminate its contracting relationships with said EMPLOYEES. The CONTRACTOR, as part of this agreement binds itself to release and hold harmless the Releasees from any liability or claim for damages in the event such permission is withdrawn by the TCSO.

4. The CONTRACTOR shall maintain a comprehensive general liability insurance policy from a company authorized to do business in the State of Texas with minimum amounts of Ten Thousand Dollars (\$10,000) per occurrence for property damage, One Hundred Thousand Dollars (\$100,000) per person and Three Hundred Thousand Dollars (\$300,000) per occurrence for personal injury.

5. This Agreement shall remain in effect for a period of one (1) year from the date of the last signature below.

TCSO Major Signature

Date

Employer or Authorized Agent of CONTRACTOR

Date

**GENERAL MEETING OF THE BOARD OF DIRECTORS
OF THE
CENTRAL TEXAS REGIONAL MOBILITY AUTHORITY**

RESOLUTION NO. 25-039

**APPROVING A CONTRACT WITH CARAHSOFT TECHNOLOGY CORPORATION FOR
CERTAIN SOFTWARE FOR BOARD MEETING VIDEOGRAPHY AND STREAMING
RELATED SERVICES**

WHEREAS, by Resolution No. 24-034 dated June 26, 2024, the Board of Directors approved an agreement with Carasoft Technology Corporation (Carasoft) for videography hardware and software, video streaming, and related services; and

WHEREAS, the Mobility Authority's current Carasoft agreement expires on June 30, 2025; and

WHEREAS, videography hardware and software, video streaming, and related services are offered by Granicus which can be purchased from Carahsoft Technology Corporation through Texas Department of Information Resources (DIR) Contract No. DIR-CPO-5687 (the "DIR Cooperative Contract"); and

WHEREAS, the Executive Director has obtained pricing for videography hardware and software, video streaming, and related services from Carahsoft Technology Corporation which is attached hereto as Exhibit A; and


WHEREAS, pursuant to Texas Government Code Section 2054.0565 and Mobility Authority Policy Code Section 401.008, the Mobility Authority may use the DIR Cooperative Contract with Carahsoft Technology Corporation to procure videography hardware and software, video streaming, and related services without the need to seek competitive bids; and

WHEREAS, the Executive Director recommends approving the acquisition of videography hardware and software, video streaming, and related services in an amount not to exceed \$82,632.05 from Carahsoft Technology Corporation through their DIR Cooperative Contract.


NOW THEREFORE BE IT RESOLVED the Executive Director is hereby authorized to enter into an agreement with Carahsoft Technology Corporation for videography hardware and software, video streaming, and related services for board meeting videography and streaming related services in an amount not to exceed \$82,632.05 through their cooperative contract with the Texas Department of Information Resources.

Adopted by the Board of Directors of the Central Texas Regional Mobility Authority on the 25th day of June 2025.

Submitted and reviewed by:



James M. Bass
Executive Director

Approved:


Michael Doss
Secretary, Board of Directors

**GENERAL MEETING OF THE BOARD OF DIRECTORS
OF THE
CENTRAL TEXAS REGIONAL MOBILITY AUTHORITY**

RESOLUTION NO. 25-040

**APPROVING AN AMENDMENT TO THE INTERLOCAL AGREEMENT WITH THE
TEXAS DEPARTMENT OF TRANSPORTATION FOR ROUTINE MAINTENANCE
SERVICES ON TEXAS DEPARTMENT OF TRANSPORTATION RIGHT OF WAY
ADJACENT TO MOBILITY AUTHORITY FACILITIES**

WHEREAS, the Central Texas Regional Mobility Authority (the “Mobility Authority”) was created pursuant to the request of Travis and Williamson Counties and in accordance with provisions of the Transportation Code and the petition and approval process established in 43 Tex. Admin. Code § 26.01, et. Seq. (the “RMA Rules”); and

WHEREAS, by Resolution No. 20-033 dated May 27, 2020, the Board of Directors approved an interlocal agreement with the Texas Department of Transportation (TxDOT) for routine maintenance services on a TxDOT right-of-way adjacent to Mobility Authority facilities (the “”); and

WHEREAS, by Resolution No. 23-024 dated June 26, 2023, the Board of Directors approved an amendment to the completion contract with Roy Jorgensen Associates, Inc. (the “Completion Contract”) to provide maintenance services on Mobility Authority roadways and adjacent TxDOT frontage roads/general purpose lanes and adjacent right-of-way; and

WHEREAS, TxDOT desires to continue with the Mobility Authority providing routine maintenance services on the TxDOT right-of-way adjacent to Mobility Authority facilities through the Completion Contract ; and

WHEREAS, the Executive Director has negotiated a proposed amendment to the Interlocal Agreement with TxDOT for these routine maintenance services, for an amount up to \$20,361,845.29 above the original amount of the Interlocal Agreement in payments by TxDOT for its share of the routine maintenance services to be provided through June 30, 2028; and


WHEREAS, the Executive Director recommends that the Board approve the amendment to the Interlocal Agreement amendment with TxDOT for routine maintenance services on the TxDOT right-of-way in the form or substantially the same form as is attached hereto as Exhibit A.

NOW THEREFORE, BE IT RESOLVED that the Board of Directors hereby approves the amendment to the Interlocal Agreement with TxDOT for routine maintenance services on the

TxDOT right-of-way adjacent to Mobility Authority facilities and authorizes the Executive Director to finalize and execute the amendment to the Interlocal Agreement on behalf of the Mobility Authority in the form or substantially the same form as Exhibit A hereto.

Adopted by the Board of Directors of the Central Texas Regional Mobility Authority on the 25th day of June 2025.

Submitted and reviewed by:



James M. Bass
Executive Director

Approved:



Michael Doss
Secretary, Board of Directors

Exhibit A

STATE OF TEXAS §

COUNTY OF TRAVIS §

AMENDMENT TO INTERLOCAL CONTRACT ON SYSTEM

Amendment Number 1

THIS INTERLOCAL AMENDMENT is made by and between the State of Texas acting by and through the Texas Department of Transportation, (TxDOT), and Central Texas Regional Mobility Authority (CTRMA) (Local Government) and shall become effective when fully executed by both parties.

BACKGROUND

The TxDOT and the Local Government executed a contract on July 27, 2020, concerning routine maintenance for major corridors within the TxDOT Austin District jurisdictions.

It is mutually understood and agreed by and between the undersigned contracting parties to the above numbered Interlocal Contract to amend the contract as follows:

AGREEMENT

- A. **Article II. PURPOSE** is deleted in its entirety and replaced with: Local Government will provide routine maintenance of the highway corridors identified by the Project Location Maps, TxDOT will contribute to the costs Local Government incurs to provide that maintenance for the following corridors:
1. 290 Toll (Manor Expressway)
 2. Express 1 Toll (MoPac Express)
 3. 71 Toll
 4. 45 SW Toll
 5. 183A Toll
 6. 183 Toll (Bergstrom Expressway)
 7. 183A PHIII Project
 8. 183 North Project
- B. **Article IV. CONTRACT PAYMENT** is deleted in its entirety and replaced with: The total original amount of this contract **\$16,135,014.02** is increased by \$20,361,845.29 and shall not exceed \$36,496,859.31 and shall conform to the provisions of **Attachment B-1**, Budget. Payments shall be billed monthly.
- C. **Article V. TERM OF CONTRACT** is deleted in its entirety and replaced with: Payment under this contract beyond the end of the current fiscal biennium is subject to availability of appropriated funds. If funds are not appropriated, this contract shall be terminated immediately with no liability to either party. This contract amendment begins on July 1, 2025, and terminates on June 30, 2028 or when otherwise terminated as provided in this Agreement.

- D. **Article VI. LEGAL AUTHORITY** is deleted in its entirety and replaced with: THE PARTIES certify that the services provided under this contract are services that are properly within the legal authority of the Contracting Parties.
- E. **Attachment A Scope of Services** is deleted in its entirety and replaced with: Attachment A-1 Scope of Services which is attached to and made part of this Amendment, due to removing the highway corridor Mopac South Project.
- F. **Attachment B Budget** is deleted in its entirety and replaced with: Attachment B-1 Budget which is attached to and made part of this Amendment. The total amount of this contract increased by \$20,361,845.29 from \$16,135,014.02 to \$36,496,859.31, due to **additional contract term according to Article V.**
- G. **Attachment C General Terms and Conditions** is deleted in its entirety to maintain consistencies of references to the attachments and replaced with: Attachment C-1 General Terms and Conditions which is attached to and made part of this Amendment.
- H. **Attachment D Resolution or Ordinance** is supplemented by adding Attachment D-1 Resolution or Ordinance dated 06/25/2025 attached to and made part of this Amendment.
- I. **Attachment E Project Location Map** is deleted in its entirety and replaced with: E-1 to E-8 Project Location Map attached to and made part of this Amendment, due to removing Attachment E-9 the highway corridor Mopac South Project.

Local Government shall be responsible to provide the scope of services described in Attachment A-1.

All other terms and conditions of the above numbered Interlocal Contract not hereby amended remain in full force and effect.

CENTRAL TEXAS REGIONAL MOBILITY AUTHORITY

By _____ Date _____
James M. Bass, Executive Director
Central Texas Regional Mobility Authority

THE STATE OF TEXAS

By _____ Date _____
Marc Williams, P.E., Executive Director
Texas Department of Transportation

ATTACHMENT A-1

Scope of Services

Central Texas Regional Mobility Authority (CTRMA), the Local Government, shall provide routine maintenance services on behalf of TxDOT, the Receiving Agency, from July 1, 2025 through June 30, 2028.

A. Facilities to be Maintained Under this Contract

The Local Government will provide routine maintenance for all Local Government and TxDOT facilities located within the designated maintenance limits for the highway corridors generally identified by the maps included as Attachment E:

1. 290 Toll (Manor Expressway) (Attachment E-1);
2. Express 1 Toll (MoPac Express) (Attachment E-2);
3. 71 Toll (Attachment E-3);
4. 45 Toll (Attachment E-4);
5. 183A Toll (Attachment E-5);
6. 183 Toll (Bergstrom Expressway) (Attachment E-6);
7. 183A PHIII Project (Attachment E-7);
8. 183 North Project (Attachment E-8).

The designated maintenance limits include all entrance and exit ramps and turnarounds within the public rights-of-way of each of these highway corridors, as may be further identified and shown on any maintenance maps mutually acceptable to the parties (the "Designated Maintenance Areas").

B. Maintenance Standards, Requirements, and Specifications

The standards, requirements, and specifications for maintenance and related services provided for TxDOT facilities within each corridor by the Local Government under this contract have been determined and agreed upon by TxDOT and the Local Government and are set forth in that certain Request for Proposals for "System-Wide Performance Based Maintenance" issued by the Local Government on June 26, 2023 (the "RFP"). Both parties possess a printed and a digital copy (in PDF format) at their respective offices. A digital PDF file of the RFP may also be viewed or downloaded from the Local Government's Electronic Document Management System. A link to the document library will be provided to TxDOT.

These standards may be revised with respect to TxDOT facilities by written agreement of TxDOT and the Local Government.

C. Roadway Condition Assessment

A Roadway Condition Assessment is an inspection of 20% of the total lane miles length of each roadway in the Designated Maintenance Areas, scheduled as set forth in Attachment F (Roadway Condition Assessment Frequencies). The Local Government will set inspection limits for each Condition Assessment, and they will be selected on a random sample basis prior to the inspection by the Local Government. The Local Government shall conduct Roadway Condition Assessments as called for by this contract and shall provide a two-week notice to TxDOT of the date, time, and location of each scheduled Condition Assessment so that TxDOT may be present at the Condition Assessment/Inspection site, and the Local Government agrees to provide a copy of any such inspection report to TxDOT following each Roadway Condition Assessment.

D. Maintenance Inspections

The Local Government shall conduct an annual independent maintenance inspection of its tolled facilities to ensure adherence to its established asset management program in August and September of each year and shall provide a copy of that inspection report to TxDOT no later than April 15th of each year following the Maintenance Inspection.

TxDOT may conduct any special or additional inspections on non-tolled portions of the Designated Maintenance Areas in addition to a Condition Assessment. TxDOT agrees to provide a preferred notice of two weeks with a minimum of a 72-hour notice to Local Government of the date, time, and location of each such special or additional inspection requiring traffic control. TxDOT will provide the Local Government the opportunity to be present at the inspection, and agrees to provide a copy of any such inspection report to Local Government upon the request of the Local Government.

E. Liquidated Damages

If the Local Government identifies non-compliance during the Roadway Condition Assessment resulting in assessment and recovery of liquidated damages, from its maintenance contractor as a result of the maintenance contractor's failure to comply with a maintenance standard, requirement, or specification for a TxDOT facility in a Designated Maintenance Area, no later than 30 days after the Local Government's receipt of the liquidated damages payment the Local Government shall, at the election of TxDOT, either: (1) pay to TxDOT the entire amount of such liquidated damages; or (2) credit an amount equal to the liquidated damages amount toward TxDOT payments otherwise due to the Local Government under this contract.

If the Local Government assesses and recovers liquidated damages from its maintenance contractor for a failure to comply with the maintenance standards, requirements, and specifications that apply both to TxDOT and Local Government facilities in accordance with the Designated Maintenance Areas, the Local Government will allocate and credit a pro-rata portion of the liquidated damages recovered from its maintenance contractor, as agreed by the parties,

toward TxDOT payments otherwise due from TxDOT to Local Government under this contract.

F. Material Testing

The Local Government shall coordinate with TxDOT on Quality Assurance material sampling and testing for acceptance. The costs of such tests submitted to the TxDOT Materials and Testing Division shall be paid by:

1. Local Government, for materials tested that will be placed only on tolled portions of the Designated Maintenance Areas;
2. TxDOT, for materials tested that will be placed only on non-tolled portions of the Designated Maintenance Areas; or
3. both the Local Government and TxDOT in a reasonable pro-rata share as agreed by the parties, for materials tested that are placed on both tolled and non-tolled portions of the Designated Maintenance Areas.

G. Reporting Requirements

The Local Government shall maintain a Computerized Maintenance Management System (CMMS) to track and validate work performed during the term of this contract. The Local Government will provide TxDOT copies of reports on a monthly basis, that cover any work performed on TxDOT facilities.

The Local Government shall conduct Roadway Condition Assessments as called for by this contract and agrees to provide a copy of any such inspection report to TxDOT following each Roadway Condition Assessment.

The Local Government shall conduct an annual independent maintenance inspection of its tolled facilities and shall provide a copy of that inspection report to TxDOT no later than April 15th of each year following the Maintenance Inspection.

Bridge Inspection and Appraisal Program (BRINSAP) reports are conducted biannually by TxDOT for all bridges, to include pedestrian bridges over traffic lanes. TxDOT will provide Local Government with copies of BRINSAP reports on a biannual basis. TxDOT agrees to coordinate with the Local Government in addressing any maintenance deficiencies on TxDOT bridges where the maintenance is subject to the terms of this contract.

TxDOT shall notify Local Government of any reports conducted by TxDOT in regard to inspections of assets, including but not limited to: pavement management reports, overhead sign inspection reports, or special inspection reports that are conducted in response to assets exhibiting signs of abnormal wear or fatigue. TxDOT agrees to provide to the Local Government a copy of any such report or study upon the request of the Local Government.

Deliverable:

- Monthly CMMS summary of work performed
- Annual inspection report
- Monthly roadway condition assessments

H. Local Government and TxDOT Coordination

The Local Government and TxDOT agree to coordinate and participate in recurring interagency status meetings and provide feedback on the Local Government's maintenance of TxDOT facilities during the term of this agreement.

TxDOT hereby designates the Austin District Director of Maintenance as its primary contact and the Austin District Maintenance Administrator as alternate contact to consult and coordinate with the Local Government throughout the duration of this contract.

Local Government hereby designates its Assistant Director of Engineering - Maintenance as its primary contact and the Director of Engineering as alternate contact to consult and coordinate with TxDOT throughout the duration of this contract.

I. Invoices

Invoices will be paid in accordance with the rates determined on Attachment B-1 Budget, which is attached to this contract. The Local Government shall submit an invoice in a format acceptable to the Receiving Agency.

ATTACHMENT B-1

Budget

TxDOT will reimburse the Local Government for TxDOT's share of maintenance costs, established and calculated under Tables A.1, A.2 and A.3 below as a percentage of the costs incurred by the Local Government to provide maintenance in the Designated Maintenance Areas for each corridor, but excluding from the percentage calculation any cost identified in paragraph (A), (B), (C), or (D).

In addition to reimbursement of costs for routine maintenance set forth in Tables A.1, A.2 and A.3, TxDOT shall pay or reimburse the Local Government for:

1. mobilization costs for each corridor in the amount set forth in paragraph (B);
2. costs incurred by the Local Government at TxDOT's request as set forth in paragraph (C); and
3. Snow and Ice Control Costs incurred by the Local Government as set forth in paragraph (D).

The Local Government and TxDOT shall review the percentage split and other aspects of the Local Government's maintenance obligation under this contract on an annual basis, during the month of July of each year, and may agree to modify the percentage payment by an amendment to this contract.

**Table A.1: Cost Sharing Percentage Split for Routine Maintenance
by Contract Fiscal Year**

Roadway	Local Government %	TxDOT %	TxDOT Annual Cost by Contract FY ⁽¹⁾		
			FY26	FY27	FY28
183A Toll	90%	10%	\$144,588.29	\$150,371.82	\$156,386.69
290 Toll (Manor Express)	48%	52%	\$670,193.97	\$697,001.73	\$724,881.80
Express 1 Toll (MoPac Express)	14%	86%	\$1,635,249.41	\$1,700,659.38	\$1,768,685.76
71 Toll	15%	85%	\$485,422.08	\$504,838.96	\$525,032.52
45 Toll	78%	22%	\$87,661.52	\$91,167.98	\$94,814.70
183 Toll (Bergstrom Expressway)	53%	47%	\$763,138.02	\$793,663.54	\$825,410.09
183A PH III Project	48%	52%	\$405,171.69	\$421,378.55	\$438,233.70
183 North Project	21%	79%	\$755,687.96	\$785,915.48	\$817,352.10

Note 1: The CTRMA Fiscal Year (FY) is from July 1 through June 30. This is also the contract anniversary date.

**Table A.2: Cost Sharing Percentage Split for Routine Maintenance
by TxDOT Fiscal Year**

Roadway	Local Government %	TxDOT %	TxDOT Annual Cost by TxDOT FY ⁽²⁾			
			FY25	FY26	FY27	FY28
183A Toll	90%	10%	\$24,098.05	\$ 145,552.21	\$151,374.30	\$130,322.24
290 Toll (Manor Express)	48%	52%	\$111,699.00	\$ 674,661.93	\$701,648.41	\$604,068.17
Express 1 Toll (MoPac Express)	14%	86%	\$272,541.57	\$1,646,151.07	\$1,711,997.11	\$1,473,904.80
71 Toll	15%	85%	\$80,903.68	\$ 488,658.23	\$508,204.56	\$437,527.10
45 Toll	78%	22%	\$14,610.25	\$ 88,245.93	\$91,775.76	\$79,012.25
183 Toll (Bergstrom Expressway)	53%	47%	\$127,189.67	\$ 768,225.61	\$798,954.63	\$687,841.74
183A PH III Project	48%	52%	\$67,528.61	\$ 407,872.83	\$424,187.74	\$365,194.75
183 North Project	21%	79%	\$125,947.99	\$ 760,725.88	\$791,154.92	\$681,126.75

Note 2: The TxDOT Fiscal Year (FY) is from September 1 through August 31.

Upon completion of the US 183A General Purpose Lanes Project, CTRMA will convey the frontage roads along 183A Toll to TxDOT. When this contract is finalized the values and cost sharing will be revised as follows:

**Table A.3: Cost Sharing Percentage Split for Routine Maintenance
Post US 183A General Purpose Lanes Conveyance**

Roadway	Local Government %	TxDOT %	Contract Annual Cost
183A Toll	51%	49%	TBD

A. Costs Excluded from Routine Maintenance Cost Sharing

1. TxDOT is not participating in and is not obligated under this contract to pay any portion of a cost incurred by the Local Government to maintain the following Local Government facilities in a Designated Maintenance Area:
 - (a) a tolled mainlane or ramp;
 - (b) any maintenance costs for flexible delineators (pylons) associated with the tolled express lane on the MoPac Improvement Project;

- (c) a sign associated with tolled lanes;
- (d) toll in-lane processing (ILP) buildings, toll gantry structures, or other equipment or structures required for toll collection or enforcement;
- (e) emergency generators;
- (f) trailheads;
- (g) a shared use path;
- (h) a sidewalk;
- (i) a maintenance yard, including improvements; or
- (j) landscape beds.

2. None of the costs listed in subparagraph (A)(1) above shall be included in gross maintenance expenses used to calculate the percentage reimbursement paid by TxDOT to the Local Government under Table A.1, A.2 and A.3 above.

B. TxDOT Payments for Mobilization Costs

No mobilization is included in the current performance based maintenance contract so this section is not applicable. Cost sharing percentage split for mobilization values have been removed.

C. TxDOT Payments for a Lane Closure

TxDOT agrees to pay in full any costs incurred by the Local Government from its maintenance contractor for a lane closure requested by TxDOT.

D. TxDOT Payments for Snow and Ice Control

“Snow and Ice Control Costs” shall mean the total of (1) a seasonal fixed monthly retainer fee during the months of November through March; (2) hourly charges that may be incurred each month to provide snow and ice control measures as required by weather and road conditions; and (3) the cost of de-icing materials purchased and used for snow and ice control measures on the Designated Maintenance Areas for each corridor. TxDOT agrees to pay or reimburse the Local Government as invoiced monthly in the amount equal to TxDOT’s agreed percentage for the Snow and Ice Control Costs incurred by the Local Government in each corridor as set forth Table A.4 and A.5: Cost Sharing Percentage Split for Snow and Ice Control.

Table A.4: Cost Sharing Percentage Split for Snow and Ice Control

Roadway	Local Government %	TxDOT %
183A Toll	97%	3%
290 Toll (Manor Express)	50%	50%
Express 1 Toll (MoPac Express)	6%	94%
71 Toll	45%	55%
45 Toll	88%	12%
183 Toll (Bergstrom Expressway)	57%	43%

183A PH III Project	79%	21%
183 North Project	32%	68%

Upon completion of the US 183A General Purpose Lanes Project, CTRMA will convey the frontage roads along 183A Toll to TxDOT. When this agreement is finalized the values and cost sharing will be revised as follows:

**Table A.5: Cost Sharing Percentage Split for Snow and Ice
Post US 183A General Purpose Lanes Conveyance**

Roadway	Local Government %	TxDOT %
183A Toll	71%	29%

E. Total Agency Contribution

Total contribution values are summarized in Table A.6, below. The values are categorized as Recurring Costs, Actual Costs to be Determined at Time of Need and TxDOT Exclusions.

Recurring Costs apply to items of work that will be paid on a monthly basis for performance based maintenance of roadway and roadside elements. Actual Costs to be Determined at Time of Needs are costs that will be paid as needed throughout the term of the contract. TxDOT Exclusion costs reflect the value of the items described in this Attachment B-1, Section A Costs Excluded from Routine Maintenance Cost Sharing. Additional costs for snow and ice control materials has been estimated. Materials are purchased directly by the Local Government and costs are shared with TxDOT at the time of need. The resulting values show the Do Not Exceed Value for TxDOT referenced in Section IV, Contract Payment.

Table A.6: Total Contribution for the 3-year Term

Contract Item Group	Local Government Contribution	TxDOT Contribution
Recurring Costs		
Performance Based Maint (Roadway)	\$9,466,492.68	\$11,682,791.84
Performance Based Maint (Routine Veg Mgmt)	\$3,030,344.03	\$3,760,115.90
Snow & Ice Control Season	\$812,866.54	\$834,778.87
Subtotal of Recurring Contract Costs	\$29,587,389.86	
Actual Costs to be Determined at Time of Need ⁽¹⁾		
Snow & Ice Control Equipment	\$316,834.11	\$343,236.95
Lane Closures (Work Order – Misc Tasks)	\$135,672.46	\$179,844.89
Work Order Allowance (Misc Tasks)	\$645,000.00	\$855,000.00
Subtotal of As Needed Contract Costs ⁽¹⁾	\$2,475,588.41	
TxDOT Exclusions		
Performance Based Maint (SUPs & Trailheads)	\$3,719,356.93	\$0.00
Performance Based Maint (Landscaping)	\$5,745,150.47	\$0.00
Performance Based Maint (Building/Facilities)	\$1,685,460.22	\$0.00

Vegetative Watering	\$67,526.45	\$0.00
Install Delineator Posts PEXCO FG300 (Toll Lanes)	\$8,070,086.18	\$0.00
Subtotal of TxDOT Exclusions	\$19,287,580.25	\$0.00
Subtotal Distribution	\$33,694,790.08	\$17,655,768.45
PBMC 20PROGXXX02M Total Contract Value	\$51,350,558.53	

Table A.6: Total Contribution for the 3-year Term (continued)

Snow & Ice Control Materials (Actual Cost Determined at Time of Need)⁽¹⁾	\$645,000.00	\$855,000.00
10% Contingency	\$3,433,979.01	\$1,851,076.84
TOTAL Not to Exceed Distribution	\$37,773,769.08	\$20,361,845.29

Note 1: Estimated costs with actuals to be determined at the time of need.

ATTACHMENT C-1

General Terms and Conditions

Article 1. Additional Work

- A. If the Local Government is of the opinion that any assigned work is beyond the scope of this contract and constitutes additional work, it shall promptly notify TxDOT in writing. The written notice shall present the relevant facts and show how the work constitutes additional work.
- B. If TxDOT in its sole discretion finds that the work does constitute additional work, TxDOT shall so advise the Local Government and a written amendment will be executed. The Local Government shall not perform any proposed additional work or incur any additional costs before the execution of an amendment.
- C. TxDOT shall not be responsible for actions by the Local Government or for any costs incurred by the Local Government relating to additional work that is performed before an amendment is executed or that is outside the scope of the contract, as amended.

Article 2. Amendments

This contract may only be amended by written agreement executed by both parties before the contract is terminated.

Article 3. Notice to Proceed

If Attachment A-1 requires a notice to proceed, the Local Government shall not proceed with any work or incur any costs until TxDOT issues a written notice to the Local Government authorizing work to begin. Any costs incurred by the Local Government before receiving the notice are not eligible for reimbursement.

Article 4. Conflicts Between Agreements

If the terms of this contract conflict with the terms of any other contract between the parties, the most recent contract shall prevail.

Article 5. Nonconforming Work

If the Local Government submits work that does not comply with the terms of this contract, TxDOT shall instruct the Local Government to make any revisions that are necessary to bring the work into compliance with the contract. No additional compensation shall be paid for this work.

Article 6. Termination

This contract terminates at the end of the contract term, when all services and obligations contained in this contract have been satisfactorily completed, by mutual written agreement, or 30 days after either party gives notice to the other party, whichever occurs first. TxDOT shall compensate the Local Government only for those eligible expenses that are incurred during this contract and that are directly attributable to the completed portion of the work covered by this contract and only if the work has been completed in a manner satisfactory and acceptable to TxDOT. The Local Government shall neither incur nor be reimbursed for any new obligations after the date of termination.

Article 7. Funding

TxDOT shall pay for services from appropriation items or accounts from which like expenditures would normally be paid. Payments received by the Local Government shall be credited to the current appropriation items or accounts from which expenditures of that character were originally made. If for any reason subcontractors and suppliers, if any, are not paid before TxDOT reimburses the Local Government for their services, the Local Government shall pay the subcontractors and suppliers all undisputed amounts due for work no more than 10 days after the Local Government receives

payment for the work unless a different time is specified by law. This requirement also applies to all lower-tier subcontractors and suppliers and must be incorporated in all subcontracts. If the Local Government fails to comply with this Article, TxDOT may withhold payments and suspend work until the subcontractors and suppliers are paid. The Local Government is authorized to submit requests for reimbursement no more frequently than monthly and no later than ninety (90) days after costs are incurred.

Article 8. Basis for Calculating Reimbursement Costs

TxDOT will reimburse the Local Government for actual costs incurred in carrying out the services authorized in Attachment A-1, Scope of Services, subject to the cost categories and estimated costs set forth in Attachment B-1, Budget. TxDOT shall compensate the Local Government for only those eligible expenses incurred during this contract that are directly attributable to the completed portion of the work covered by this contract, provided that the work has been completed in a manner satisfactory and acceptable to TxDOT. The Local Government shall not incur or be reimbursed for any new obligations after the effective date of termination. The Local Government shall bill TxDOT for actual travel expenses, not to exceed the limits reimbursable under state law. Out-of-state or out-of-country travel by the Local Government requires prior approval by TxDOT.

Article 9. Gratuities

Any person who is doing business with or who reasonably speaking may do business with TxDOT under this contract may not make any offer of benefits, gifts, or favors to employees of TxDOT.

Article 10. Conflict of Interest

The Local Government shall not assign an employee to a project if the employee:

- A. owns an interest in or is an officer or employee of a business entity that has or may have a contract with the state relating to the project;
- B. has a direct or indirect financial interest in the outcome of the project;
- C. has performed services regarding the subject matter of the project for an entity that has a direct or indirect financial interest in the outcome of the project or that has or may have a contract with TxDOT; or
- D. is a current part-time or full-time employee of TxDOT.

Article 11. Local Government Resources

All employees of the Local Government shall have adequate knowledge and experience to enable them to perform the duties assigned to them. The Local Government certifies that it currently has adequate qualified personnel in its employment to perform the work required under this contract or will be able to obtain adequate qualified personnel from sources other than TxDOT. On receipt of written notice from TxDOT detailing supporting factors and evidence, the Local Government shall remove from the project any employee of the Local Government who is incompetent or whose conduct becomes detrimental to the work. Unless otherwise specified, the Local Government shall furnish all equipment, materials, supplies, and other resources required to perform the work.

Article 12. Assignment Subcontracts

A subcontract may not be executed by the Local Government without prior written authorization by TxDOT. Subcontracts in excess of \$25,000 shall contain all applicable terms and conditions of this contract. No subcontract will relieve the Local Government of its responsibility under this contract. Neither party shall assign any interest in this agreement.

Article 13. Responsibilities of the Parties

Each party acknowledges that it is not an agent, servant, or employee of the other party. Each party is responsible for its own acts and deeds and for those of its agents, servants, or employees.

Article 14. Disputes

The Local Government shall be responsible for the settlement of all contractual and administrative issues arising out of procurements entered in support of contract services. TxDOT shall be responsible for the settlement of any dispute concerning this contract unless the dispute involves a subcontract.

Article 15. No Assignment

Neither party shall assign, sublet, or transfer any interest in this agreement.

Article 16. Remedies

This agreement shall not be considered as specifying the exclusive remedy for any default, but either party may avail itself of any remedy existing at law or in equity, and all remedies shall be cumulative.

Article 17. License for TxDOT Logo Use

- A. Grant of License; Limitations:** The Local Government is granted a limited revocable non-exclusive license to use the registered TxDOT trademark logo (TxDOT Flying "T") on any deliverables prepared under this contract that are the property of the State. The Local Government may not make any use of the registered TxDOT trademark logo on any other materials or documents unless it first submits that request in writing to the State and receives approval for the proposed use. The Local Government agrees that it shall not alter, modify, dilute, or otherwise misuse the registered TxDOT trademark logo or bring it into disrepute.
- B. Notice of Registration Required:** The Local Government's use of the Flying "T" under this article shall be followed by the capital letter R enclosed within a circle (®) that gives notice that the Flying "T" is registered in the United States Patent and Trademark Office (USPTO).
- C. No Assignment or Sublicense:** The Local Government may not assign or sublicense the rights granted by this article without the prior written consent of the State.
- D. Term of License:** The license granted to the Local Government by this article shall terminate at the end of the term specified by this contract.

Article 18. Records and Ownership

- A.** The Local Government agrees to maintain all books, documents, papers, accounting records, and other evidence pertaining to costs at its office during the contract period and for four years from the date of final payment under the contract. These materials shall be made available for inspection and copying by TxDOT, by the State Auditor's Office, and by their authorized representatives. If the contract is federally funded, these materials shall also be made available for inspection and copying by the U.S. Department of Transportation and by the Office of the Inspector General.
- B.** After completion or termination of this contract, all documents prepared by the Local Government or furnished to the Local Government by TxDOT shall be delivered to and become the property of TxDOT. All sketches, photographs, calculations, and other data prepared under this contract shall be made available, on request, to TxDOT without restriction or limitation of further use.
- C.** TxDOT shall own all title to, all interests in, all rights to, and all intellectual property (including copyrights, trade and service marks, trade secrets, and patentable devices or methods) arising from or developed under this contract.
- D.** Except to the extent that a specific provision of this contract states to the contrary, all equipment purchased by the Local Government or its subcontractors under this contract with TxDOT funds shall be owned by TxDOT and will be delivered to TxDOT at the time the contract is completed or terminated.
- E.** The State Auditor may conduct an audit or investigation of any entity receiving funds from TxDOT directly under the contract or indirectly through a subcontract under the contract. Acceptance of

funds directly under the contract or indirectly through a subcontract under this contract acts as acceptance of the authority of the State Auditor, under the direction of the legislative audit committee, to conduct an audit or investigation in connection with those funds. An entity that is the subject of an audit or investigation must provide the State Auditor with access to any information the State Auditor considers relevant to the investigation or audit.

Article 19. Reference to Costs Principles and Circulars

Reimbursement with state or federal funds will be limited to costs determined to be reasonable and allowable under cost principles established in OMB Circular A-21, "Cost Principles for Educational Institutions," or 2 CFR 200. The parties shall comply with the requirements of the Single Audit Act of 1984, P.L. 98-502, ensuring that the single audit report includes the coverage stipulated in 2 CFR 200.

Article 20. Equal Employment Opportunity

The Local Government agrees to comply with Executive Order 11246, entitled "Equal Employment Opportunity," as amended by Executive Order 11375 and as supplemented by Department of Labor regulations, 41 CFR Part 60. The Local Government agrees to consider minority universities for subcontracts when the opportunity exists. The Local Government warrants that it has developed and has on file appropriate affirmative action programs as required by applicable rules and regulations of the Secretary of Labor.

Article 21. Civil Rights Compliance

Compliance with Regulations: The Local Government will comply with the Acts and the Regulations relative to **Nondiscrimination** in Federally-assisted programs of the U.S. Department of Transportation (USDOT), the Federal Highway Administration (FHWA), as they may be amended from time to time, which are herein incorporated by reference and made part of this agreement.

Nondiscrimination: The Local Government, with regard to the work performed by it during the contract, will not discriminate on the grounds of race, color, or national origin in the selection and retention of subcontractors, including procurement of materials and leases of equipment. The Local Government will not participate directly or indirectly in the discrimination prohibited by the Acts and the Regulations, including employment practices when the contract covers any activity, project, or program set forth in Appendix B of 49 CFR Part 21.

Solicitations for Subcontracts, Including Procurement of Materials and Equipment: In all solicitations either by competitive bidding or negotiation made by the Local Government for work to be performed under a subcontract, including procurement of materials or leases of equipment, each potential subcontractor or supplier will be notified by the Local Government of the Local Government's obligations under this contract and the Acts and Regulations relative to Nondiscrimination on the grounds of race, color, or national origin.

Information and Reports: The Local Government will provide all information and reports required by the Acts, the Regulations, and directives issued pursuant thereto, and will permit access to its books, records, accounts, other sources of information, and facilities as may be determined by the State or the FHWA to be pertinent to ascertain compliance with such Acts, Regulations or directives. Where any information required of the Local Government is in the exclusive possession of another who fails or refuses to furnish this information, the Local Government will so certify to the State or the Federal Highway Administration, as appropriate, and will set forth what efforts it has made to obtain the information.

Sanctions for Noncompliance: In the event of the Local Government's noncompliance with the Nondiscrimination provisions of this contract, the State will impose such contract sanctions as it or the FHWA may determine to be appropriate, including, but not limited to:

- a. withholding of payments to the Local Government under the contract until the Local Government complies and/or

b. cancelling, terminating, or suspending of the contract, in whole or in part.

Incorporation of Provisions: The Local Government will include the provisions of paragraphs (A) through (F) in every subcontract, including procurement of materials and leases of equipment, unless exempt by the Acts, the Regulations and directives issued pursuant thereto. The Local Government will take such action with respect to any subcontract or procurement as the State or the FHWA may direct as a means of enforcing such provisions including sanctions for noncompliance. Provided, that if the Local Government becomes involved in, or is threatened with, litigation with a subcontractor or supplier because of such direction, the Local Government may request the State to enter into such litigation to protect the interests of the State. In addition, the Local Government may request the United States to enter into such litigation to protect the interests of the United States.

Article 22. Noncollusion

The Local Government warrants that it has not employed or retained any company or person, other than a bona fide employee working solely for the Local Government, to solicit or secure this Agreement, and that it has not paid or agreed to pay any company or person, other than a bona fide employee, any fee, commission, percentage, brokerage fee, gift, or any other consideration contingent upon or resulting from the award or making of this Agreement. If the Local Government breaches or violates this warranty, the Texas Department of Transportation shall have the right to annul this Agreement without liability or, in its discretion, to deduct from the Agreement price or consideration, or otherwise recover the full amount of such fee, commission, brokerage fee, contingent fee, or gift.

Article 23. Lobbying Certification

In executing this agreement, each signatory certifies that:

- A. No federal appropriated funds have been paid or will be paid by or on behalf of the parties to any person for influencing or attempting to influence an officer or employee of any federal agency, a Member of Congress, an officer or employee of Congress, or an employee of a Member of Congress in connection with the awarding of any federal contract, the making of any federal grant, the making of any federal loan, the entering into of any cooperative agreement, and the extension, continuation, renewal, amendment, or modification of any federal contract, grant, loan, or cooperative agreement.
- B. If any funds other than federal appropriated funds have been paid or will be paid to any person for influencing or attempting to influence an officer or employee of any agency, a Member of Congress, an officer or employee of Congress, or an employee of a Member of Congress in connection with federal contracts, grants, loans, or cooperative agreements, the signatory for the Local Government shall complete and submit the federal Standard Form-LLL, "Disclosure Form to Report Lobbying," in accordance with its instructions.
- C. The parties shall require that the language of this certification be included in the award documents for all subawards at all tiers (including subcontracts, subgrants, and contracts under grants, loans, and cooperative agreements) and that all subrecipients shall certify and disclose accordingly.

This statement is a material representation of fact upon which reliance was placed when this agreement was made or entered into. Submission of this statement is a prerequisite for making or entering into this agreement imposed by Title 31 U.S.C. §1352. Any person who fails to file the required statement shall be subject to a civil penalty of not less than \$10,000 and not more than \$100,000 for each failure.

By executing this agreement, the parties affirm this lobbying certification with respect to the Project and affirm this certification of the material representation of facts upon which reliance will be made.

Article 24. Compliance with Laws

The parties shall comply with all federal, state, and local laws, statutes, ordinances, rules, and regulations and with the orders and decrees of any courts or administrative bodies or tribunals in any manner affecting the performance of this agreement. After receiving a written request from TxDOT, the Local Government shall furnish TxDOT with satisfactory proof of its compliance with this Article.

Article 25. Signatory Warranty

Each signatory warrants that the signatory has necessary authority to execute this agreement on behalf of the entity represented.

Article 26. Notices

All notices to either party shall be delivered personally or sent by certified U.S. mail, postage prepaid, addressed to that party at the following address:

Local Government:	Central Texas Regional Mobility Authority Assistant Director of Engineering - Maintenance 3300 N. IH-35, Suite 300 Austin, Texas 78705
TxDOT:	Director of Contract Services Office Texas Department of Transportation 125 E. 11 th Street Austin, TX 78701

All notices shall be deemed given on the date delivered in person or deposited in the mail. Either party may change the above address by sending written notice of the change to the other party. Either party may request in writing that notices shall be delivered personally or by certified U.S. mail, and that request shall be carried out by the other party.

Article 27. Pertinent Non-Discrimination Authorities

During the performance of this contract, the Local Government, for itself, its assignees, and successors in interest agree to comply with the following nondiscrimination statutes and authorities; including but not limited to:

- A. Title VI of the Civil Rights Act of 1964 (42 U.S.C. § 2000d et seq., 78 stat. 252), (prohibits discrimination on the basis of race, color, national origin); and 49 CFR Part 21.
- B. The Uniform Relocation Assistance and Real Property Acquisition Policies Act of 1970, (42 U.S.C. § 4601), (prohibits unfair treatment of persons displaced or whose property has been acquired because of Federal or Federal-aid programs and projects).
- C. Federal-Aid Highway Act of 1973, (23 U.S.C. § 324 et seq.), as amended, (prohibits discrimination on the basis of sex).
- D. Section 504 of the Rehabilitation Act of 1973, (29 U.S.C. § 794 et seq.) as amended, (prohibits discrimination on the basis of disability); and 49 CFR Part 27. Age Discrimination Act of 1975, as amended, (42 U.S.C. § 6101 et seq.), (prohibits discrimination on the basis of age).

- E. Airport and Airway Improvement Act of 1982, (49 U.S.C. Chapter 471, Section 47123), as amended, (prohibits discrimination based on race, creed, color, national origin, or sex).
- F. The Civil Rights Restoration Act of 1987, (PL 100-209), (Broadened the scope, coverage and applicability of Title VI of the Civil Rights Act of 1964, The Age Discrimination Act of 1975 and Section 504 of the Rehabilitation Act of 1973, by expanding the definition of the terms “programs or activities” to include all of the programs or activities of the Federal-aid recipients, subrecipients and contractors, whether such programs or activities are Federally funded or not).
- G. Titles II and III of the Americans with Disabilities Act, which prohibits discrimination on the basis of disability in the operation of public entities, public and private transportation systems, places of public accommodation, and certain testing entities (42 U.S.C. §§ 12131-12189) as implemented by Department of Transportation regulations at 49 C.F.R. parts 37 and 38.
- H. The Federal Aviation Administration’s Nondiscrimination statute (49 U.S.C. § 47123) (prohibits discrimination on the basis of race, color, national origin, and sex).
- I. Executive Order 12898, Federal Actions to Address Environmental Justice in Minority Populations and Low-Income Populations, which ensures nondiscrimination against minority populations by discouraging programs, policies, and activities with disproportionately high and adverse human health or environmental effects on minority and low-income populations.
- J. Executive Order 13166, Improving Access to Services for Persons with Limited English Proficiency, and resulting agency guidance, national origin discrimination includes discrimination because of limited English proficiency (LEP). To ensure compliance with Title VI, the parties must take reasonable steps to ensure that LEP persons have meaningful access to the programs (70 Fed. Reg. at 74087 to 74100).
- K. Title IX of the Education Amendments of 1972, as amended, which prohibits the parties from discriminating because of sex in education programs or activities (20 U.S.C. 1681 et seq.).

ATTACHMENT D-1

Resolution or Ordinance

**GENERAL MEETING OF THE BOARD OF DIRECTORS
OF THE
CENTRAL TEXAS REGIONAL MOBILITY AUTHORITY**

RESOLUTION NO. 25-0XX

**APPROVING AN INTERLOCAL AGREEMENT AMENDMENT WITH THE
TEXAS DEPARTMENT OF TRANSPORTATION FOR ROUTINE MAINTENANCE
SERVICES ON TEXAS DEPARTMENT OF TRANSPORTATION RIGHT OF WAY
ADJACENT TO MOBILITY AUTHORITY FACILITIES**

WHEREAS, by Resolution No. 20-033 dated May 27, 2020, the Board of Directors approved an interlocal agreement with the Texas Department of Transportation (TxDOT) for routine maintenance services on TxDOT right of way adjacent to Central Texas Regional Mobility Authority (Mobility Authority) facilities; and

WHEREAS, by Resolution No. 23-024 dated June 26, 2023, the Board of Directors approved an amendment to the completion contract with Roy Jorgensen Associates, Inc. to provide maintenance services on Mobility Authority roadways and related facilities; and

WHEREAS, TxDOT desires to continue with the Mobility Authority to provide routine maintenance services on TxDOT right-of-way adjacent to Mobility Authority facilities through the Mobility Authority's performance-based maintenance contract with Roy Jorgensen Associates, Inc.; and

WHEREAS, the Executive Director has negotiated a proposed interlocal agreement amendment with TxDOT for these routine maintenance services, including up to \$20,361,845.29 in payments by TxDOT for its share of the routine maintenance services to be provided through June 30, 2028.; and

WHEREAS, the Executive Director recommends that the Board approve the proposed interlocal agreement amendment with TxDOT for routine maintenance services on TxDOT right-of-way in the form or substantially the same form as is attached hereto as Exhibit A.

NOW THEREFORE, BE IT RESOLVED that the Board hereby approves the proposed interlocal agreement amendment with TxDOT for routine maintenance services on TxDOT right-of-way adjacent to Mobility Authority facilities, and authorizes the Executive Director to finalize and execute the interlocal agreement on behalf of the Mobility Authority in the form or substantially the same form as Exhibit A hereto.

Adopted by the Board of Directors of the Central Texas Regional Mobility Authority on the 28th day of May 2025.

Submitted and reviewed by:

Approved:

James M. Bass
Executive Director

Robert W. Jenkins, Jr.
Chairman, Board of Directors

Exhibit A

**GENERAL MEETING OF THE BOARD OF DIRECTORS
OF THE
CENTRAL TEXAS REGIONAL MOBILITY AUTHORITY**

RESOLUTION NO. 25-041

**ADOPTING CRITERIA FOR EVALUATING PARTICIPATION IN POTENTIAL
PEDESTRIAN AND/OR BICYCLE FACILITY PROJECTS**

WHEREAS, the Central Texas Regional Mobility Authority (the “Mobility Authority”) was created pursuant to the request of Travis and Williamson Counties and in accordance with provisions of the Transportation Code and the petition and approval process established in 43 Tex. Admin. Code § 26.01, et. Seq. (the “RMA Rules”); and

WHEREAS, the Mobility Authority Board of Directors recognizes the importance of coordinating planning efforts with governmental entities in the jurisdiction of the Mobility Authority; and

WHEREAS, Mobility Authority staff has developed criteria for evaluating financial participation or sponsorship of potential pedestrian and/or bicycle facility projects (the “Pedestrian and Bicycle Facility Evaluation Criteria”) in the jurisdiction of the Mobility Authority; and

WHEREAS, Mobility Authority staff recommends the adoption of the Pedestrian and Bicycle Facility Evaluation Criteria, attached hereto as Attachment “A”.

NOW THEREFORE, BE IT RESOLVED, that the Board of Directors approves the Pedestrian and Bicycle Facility Evaluation Criteria attached hereto as Attachment “A” and authorizes the Executive Director to use the criteria to evaluate proposed projects and provide recommendations to the Board of Directors.


Adopted by the Board of Directors of the Central Texas Regional Mobility Authority on the 25th day of June 2025.

Submitted and reviewed by:



James M. Bass
Executive Director

Approved:



Michael Doss
Secretary, Board of Directors

Attachment A

Pedestrian and Bicycle Facility Evaluation Criteria

Performance Based Evaluation

The process has been designed to be an objective evaluation that emphasizes performance-based, results-driven outcomes. Projects will be selected based on objective criteria and analysis that demonstrate the direct, measurable impacts of a project. Project evaluations require robust information to support the project applications and evaluation process. The supporting information will be thoroughly evaluated to ensure that only accurate, verifiable data is considered.

Overview

Projects like shared-use paths are eligible, particularly those that improve safety and connectivity. Initially projects are screened based on eligibility requirements before being assessed for readiness to determine that the project has been developed appropriately, and to the extent necessary, to ensure successful implementation should the project be selected for funding participation or sponsorship. Projects that successfully pass through this step will then be evaluated using the project selection criteria that includes an evaluation of planning factors. Projects will be recommended based on the resulting score ranking and funding availability.

Readiness Overview

Readiness will assess projects based on the project development process and the resulting schedule for utilizing funding as it is critical to ensure that projects have completed the necessary steps to move forward in a timely manner. The end goal of the readiness assessment is to ensure, to the highest degree practicable, that projects moved forward into the evaluation process can be implemented as presented in the application should they be selected for funding.

Each project's unique development process will be considered in context; however, all projects should exhibit a thorough, iterative, and data-driven approach to development that ensures successful implementation. For the readiness evaluation, sponsors will provide a brief narrative summary of the project progress regarding the applicable development phase and include all relevant supporting materials for verification.

Location Requirements

The majority of a project must be located within the service area of the Mobility Authority.

Entity Eligibility

- a) For Participation: in order for the Mobility Authority to financially participate in a project the sponsoring entity must be a Governmental Entity as defined by Section 370.003, Transportation Code.
- b) For Sponsorship: the Mobility Authority may choose to sponsor a project of a Governmental Entity or any other entity through mutual agreement. This process in no way shall limit the ability of the Mobility Authority to independently pursue such projects.

Project Selection Criteria

Criteria	Performance Measure	Max Value
Planning	The project has undergone a comprehensive planning process or is identified as a priority in a local or regional transportation plan.	10
Mobility/ Connectivity	Project removes a barrier or provides a connection to an existing Mobility Authority Shared Use Path (SUP) that did not exist previously.	20
	Project connects to existing facilities such as schools, community facilities, residential, employment centers, etc.	10
	Project directly links to a public transportation connection or is within - 0.25 miles or less (20) - 0.26 to 0.50 miles (15) - demonstrates potential for an identified future connection (5)	20
Safety	Project improves pedestrian and/or cyclist safety and security.	10
Environmental Impact	Project has incorporated measures that reduce, minimize, or avoid negative impacts to the environment or cultural resources.	10
Funding	Other identified/secured financial participants - each 5% of project (2)	20

Planning

Projects should be identified in locally or regionally adopted plans, including city or county thoroughfare plans, city comprehensive plans, or CAMPO documents including the long-range Regional Transportation Plan (RTP). Provide the name of the plan(s) in which the project is included, its date of adoption or approval, and include any additional identifying information which may be needed to locate the project.

Mobility/Connectivity

Project provides new connections or connections to Mobility Authority SUPs that increase access connectivity and reduce the functional network distance between two points for non-auto transportation. Project allows users to travel between points faster or overcome a barrier such as a river, roadway, or elevation change. Provide the distance of the shortest, safe alternative route compared to the distance with the project.

Connectivity

Provide list of existing school, community facilities, residential cluster, neighborhood, or employment center name along the project alignment (directly affected) and that would peripherally benefit from the project (within 0.25 mile).

List public transportation service or station served within 0.25 miles, or 0.5 miles. Provide map or other visual image such as an aerial screen capture with supporting measurement, along with graphical location of the public transportation route, service or station noted. Physical barriers, such as water crossing, fence, or building, should be avoided in measurement. Identified planned future transit improvements should be noted, with reference to the plan or estimated service start date.

Safety

Project provides additional separation from travel lanes, illumination, all-weather surface treatment. Project demonstrably serves both pedestrians and cyclists or separates the two modes through its implementation in a way that similar projects have documented safety improvement.

Environmental Impacts

Demonstrate that environmental factors have been identified and that all necessary measures to protect and enhance the environment and cultural resources have been taken into consideration and incorporated into the project. Supporting documentation for this effort include environmental studies, technical reports, permits and resulting design elements.

Funding

Describe how much funding other entities have committed for the project. Provide documentation that demonstrates the committed funding for the project.

**GENERAL MEETING OF THE BOARD OF DIRECTORS
OF THE
CENTRAL TEXAS REGIONAL MOBILITY AUTHORITY**

RESOLUTION NO. 25-042

**AUTHORIZING THE EXECUTIVE DIRECTOR AND EXECUTIVE COMMITTEE TO
TAKE ALL ACTIONS NECESSARY TO TERMINATE EXISTING BUSINESS
TENANT LEASES AT THE MOBILITY AUTHORITY'S NEW HEADQUARTERS
BUILDING**

WHEREAS, on December 30, 2024, the Mobility Authority acquired a freestanding office building within the Austin area to serve as the Mobility Authority's headquarters (the "Headquarters Building"); and

WHEREAS, by Resolution No. 24-081, dated December 18, 2024, the Mobility Authority's Board of Directors ("Board") (1) authorized the Executive Director to take certain actions associated with occupying and maintaining the Headquarters Building (the "Ownership Responsibilities"), and (2) delegated authority to the Executive Committee to approve certain expenditures and waive provisions of the Policy Code related to procuring services for the Ownership Responsibilities; and

WHEREAS, by Resolution No. 25-007, dated February 26, 2025, the Board approved the addition of architectural services to the Ownership Responsibilities identified in Resolution No. 24-081; and

WHEREAS, in the course of planning the Mobility Authority's relocation to the Headquarters Building, the Executive Director has determined that the termination of existing business tenant leases and related consulting services ("Lease Termination Responsibilities") not originally contemplated in Resolution No. 24-081 would be necessary to facilitate a functional workspace and meeting space at the Headquarters Building to the benefit of the Mobility Authority staff and other individuals that may occupy and/or visit the Headquarters Building; and

WHEREAS, the Executive Director requests that the Board approve the addition of the Lease Termination Responsibilities to the Ownership Responsibilities identified in Resolution No. 24-081 and authorize himself and the Executive Committee to treat the Lease Termination Responsibilities in the same manner as the Ownership Responsibilities identified in Resolution No. 24-081; and

WHEREAS, the Executive Director recommends that beginning in FY 2026, the Ownership Responsibilities Costs identified in Resolution No. 24-081 be approved by the Board as a part of the Mobility Authority's annual budget.

NOW THEREFORE, BE IT RESOLVED that the Board hereby approves the addition of the Lease Termination Responsibilities to the Ownership Responsibilities identified in Resolution No. 24-081; and

BE IT FURTHER RESOLVED that the Board hereby authorizes the Executive Director and the Executive Committee to take the same actions with respect to the Lease Termination Responsibilities for the Headquarters Building as were authorized for the Ownership Responsibilities pursuant to Resolution No. 24-081; and

BE IT FURTHER RESOLVED that the Board hereby approves that, beginning in FY 2026, the Ownership Responsibilities Costs identified in Resolution No. 24-081 be approved by the Board as a part of the Mobility Authority's annual budget.


Adopted by the Board of Directors of the Central Texas Regional Mobility Authority on the 25th day of June 2025.

Submitted and reviewed by:



James M. Bass
Executive Director

Approved:



Michael Doss
Secretary, Board of Directors