



CENTRAL TEXAS REGIONAL
MOBILITY AUTHORITY

Regular Meeting of the Board of Directors

9:00 a.m.

Wednesday, April 30, 2025

Lowell H. Lebermann, Jr., Board Room
3300 N. IH-35, Suite 300
Austin, Texas 78705

*A live video stream of this meeting may be viewed on the internet at
www.mobilityauthority.com*

Persons with disabilities. If you plan to attend this meeting and may need auxiliary aids or services, such as an interpreter for those who are deaf or hearing impaired, or if you are a reader of large print or Braille, please contact Laura Bohl at (512) 996-9778 at least two days before the meeting so that appropriate arrangements can be made.

Español. Si desea recibir asistencia gratuita para traducir esta información, llame al (512) 996-9778.

AGENDA

No action on the following:

1. Welcome and opportunity for public comment – See **Notes** at the end of this agenda.

Consent Agenda

*See **Notes** at the end of this agenda.*

2. Approve the minutes from the March 26, 2025 Regular Board Meeting.
3. Prohibit the operation of certain vehicles on Mobility Authority toll facilities pursuant to the Habitual Violator Program.

4. Approve contract amendments to extend the term of existing agreements with Surveying and Mapping, LLC and The Rios Group, Inc. for general on-call subsurface utility engineering services.
5. Approve contract amendments to extend the term of existing agreements with BGE, Inc. and IEA, Inc. for general construction engineering and inspection services.

Regular Items

Items to discuss, consider, and take appropriate action.

6. Accept the unaudited financial statements for March 2025.

Briefings and Reports

Items for briefing and discussion only. No action will be taken by the Board.

7. Quarterly Reports.
 - A. 183A Phase III Project.
 - B. 183 North Project.
8. Executive Director Report.
 - A. Recent agency staff activities.
 - B. Agency roadway performance metrics.

Executive Session

Under Chapter 551 of the Texas Government Code, the Board may recess into a closed meeting (an executive session) to deliberate any item on this agenda if the Chairman announces the item will be deliberated in executive session and identifies the section or sections of Chapter 551 that authorize meeting in executive session. A final action, decision, or vote on a matter deliberated in executive session will be made only after the Board reconvenes in an open meeting.

The Board may deliberate the following items in executive session if announced by the Chairman:

9. Discuss legal issues related to claims by or against the Mobility Authority; pending or contemplated litigation and any related settlement offers; or other matters as authorized by §551.071 (Consultation with Attorney).

10. Discuss legal issues related to the development of the MoPac South Project, as authorized by §551.071 (Consultation with Attorney).
11. Discuss legal issues relating to procurement and financing of Mobility Authority transportation projects and toll system improvements, as authorized by §551.071 (Consultation with Attorney).
12. Discuss personnel matters as authorized by §551.074 (Personnel Matters).

Reconvene in Open Session.

Regular Items

Items to discuss, consider, and take appropriate action.

13. Adjourn meeting.

Notes

Opportunity for Public Comment. At the beginning of the meeting, the Board provides a period of up to one hour for public comment on any matter subject to the Mobility Authority's jurisdiction. Each speaker is allowed a maximum of three minutes. A person who wishes to address the Board must register in advance and provide the speaker's name, address, phone number and email, as well as the agenda item number and whether you wish to speak during the public comment period or during the agenda item. If a speaker's topic is not listed on this agenda, the Board may not deliberate the speaker's topic or question the speaker during the open comment period but may direct staff to investigate the matter or propose that an item be placed on a subsequent agenda for deliberation and possible action by the Board. The Board may not deliberate or act on an item that is not listed on this agenda.

Consent Agenda. The Consent Agenda includes routine or recurring items for Board action with a single vote. The Chairman or any Board Member may defer action on a Consent Agenda item for discussion and consideration by the Board with the other Regular Items.

Public Comment on Agenda Items. A member of the public may offer comments on a specific agenda item in open session if he or she signs the speaker registration sheet for that item before the Board takes up consideration of the item. The Chairman may limit the amount of time allowed for each speaker. Public comment unrelated to a specific agenda item must be offered during the open comment period.

Meeting Procedures. The order and numbering of agenda items is for ease of reference only. After the meeting is convened, the Chairman may rearrange the order in which agenda items are considered, and the Board may consider items on the agenda in any order or at any time during the meeting.

Participation by Telephone Conference Call. One or more members of the Board of Directors may participate in this meeting through a telephone conference call, as authorized by Sec. 370.262, Texas Transportation Code (*see below*). Under that law, each part of the telephone conference call meeting that by law must be open to the public, shall be audible to the public at the meeting location, and will be tape-recorded or documented by written minutes. On conclusion of the meeting, the tape recording or the written minutes of the meeting will be made available to the public.

TEXAS TRANSPORTATION CODE Sec. 370.262. MEETINGS BY TELEPHONE CONFERENCE CALL.

(a) Chapter 551, Government Code, does not prohibit any open or closed meeting of the board, a committee of the board, or the staff, or any combination of the board or staff, from being held by telephone conference call. The board may hold an open or closed meeting by telephone conference call subject to the requirements of Sections 551.125(c)-(f), Government Code, but is not subject to the requirements of Subsection (b) of that section.

Mobility Authority Board Meeting Agenda
Wednesday, April 30, 2025

(b) A telephone conference call meeting is subject to the notice requirements applicable to other meetings.

(c) Notice of a telephone conference call meeting that by law must be open to the public must specify the location of the meeting. The location must be a conference room of the authority or other facility in a county of the authority that is accessible to the public.

(d) Each part of the telephone conference call meeting that by law must be open to the public shall be audible to the public at the location specified in the notice and shall be tape-recorded or documented by written minutes. On conclusion of the meeting, the tape recording or the written minutes of the meeting shall be made available to the public.

TEXAS GOVERNMENT CODE Sec. 551.125. OTHER GOVERNMENTAL BODY. (a) Except as otherwise provided by this subchapter, this chapter does not prohibit a governmental body from holding an open or closed meeting by telephone conference call.

~~(b) A meeting held by telephone conference call may be held only if:~~

~~(1) an emergency or public necessity exists within the meaning of Section 551.045 of this chapter; and~~

~~(2) the convening at one location of a quorum of the governmental body is difficult or impossible; or~~

~~(3) the meeting is held by an advisory board.~~

(c) The telephone conference call meeting is subject to the notice requirements applicable to other meetings.

(d) The notice of the telephone conference call meeting must specify as the location of the meeting the location where meetings of the governmental body are usually held.

(e) Each part of the telephone conference call meeting that is required to be open to the public shall be audible to the public at the location specified in the notice of the meeting as the location of the meeting and shall be tape-recorded. The tape recording shall be made available to the public.

(f) The location designated in the notice as the location of the meeting shall provide two-way communication during the entire telephone conference call meeting and the identification of each party to the telephone conference shall be clearly stated prior to speaking.



CENTRAL TEXAS REGIONAL
MOBILITY AUTHORITY

April 30, 2025
AGENDA ITEM #1

Welcome and opportunity for public
comment

Welcome and opportunity for public comment.
No Board action required.



CENTRAL TEXAS REGIONAL
MOBILITY AUTHORITY

April 30, 2025
AGENDA ITEM #2

Approve the minutes from the
March 26, 2025 Regular Board Meeting

Strategic Plan Relevance:	Service
Department:	Legal
Contact:	Geoff Petrov, General Counsel
Associated Costs:	N/A
Funding Source:	N/A
Action Requested:	Consider and act on motion to approve minutes

Description/Background: Approve the attached draft minutes for the March 26, 2025 Regular Board Meeting.

Backup provided: Draft March 26, 2025 Regular Board Meeting minutes.

MINUTES
Regular Meeting of the Board of Directors of the
CENTRAL TEXAS REGIONAL MOBILITY AUTHORITY

Wednesday, March 26, 2025
9:00 a.m.

This was an in-person meeting. Notice of the meeting was posted March 21, 2025, online on the website of the Mobility Authority and in the Mobility Authority's office lobby at 3300 N. Interstate 35, 300, Austin, Texas 78705-1849. Chairman Jenkins, Vice Chair Nikelle Meade, Board Members David Singleton, David Armbrust, Heather Gaddes, and Ben Thompson were present and Mike Doss joined remotely.

**An archived copy of the live-stream of this
meeting is available at:**

<https://mobilityauthority.new.swagit.com/videos/338546>

After noting that a quorum of the Board was present, Chairman Jenkins called the meeting to order at 9:03 a.m. and had each Board Member state their name for the record.

1. Welcome and opportunity for public comment.

No comment was provided.

Audit Committee Meeting

David Singleton, Chairman of the Audit Committee called the Audit Committee Meeting to order.

2. Audit Committee Meeting.

- A. Audit Committee meeting called to order by Committee Chairman Singleton.

Jose Hernandez, Chief Financial Officer, presented and introduced the auditor.

- B. Authorize the engagement of Crowe LLP to provide independent auditing services.

MOTION: Authorize the engagement of Crowe LLP to provide independent auditing services.

RESULT: Approved (Unanimous); 7-0

MOTION: Ben Thompson

SECONDED BY: Nikelle Meade

AYE: Armbrust, Doss, Gaddes, Jenkins, Meade, Singleton, Thompson
NAY: None.

ADOPTED AS: RESOLUTION NO. 25-011

C. Adjourn Audit Committee.

Chairman Jenkins reconvened the regular board meeting at 9:16 am.

Consent Agenda

3. Approve the minutes from the February 26, 2025 Regular Board Meeting.
4. Prohibit the operation of certain vehicles on Mobility Authority toll facilities pursuant to the Habitual Violator Program.

ADOPTED AS: RESOLUTION NO. 25-012

5. Approve an amendment to the interlocal agreement with the Texas Department of Transportation for Highway Emergency Response Operator (HERO) safety patrol services to add services for 183 Toll, 45SW Toll, 183A Phase III and the 183N Express Lanes and remove services for MoPac south of Stratford Drive.

ADOPTED AS: RESOLUTION NO. 25-013

6. Approve an agreement with Environmental Allies, Inc. for pond repairs on 183A Toll.

ADOPTED AS: RESOLUTION NO. 25-014

MOTION: Approve Item Nos. 3 through 6.

RESULT: Approved (Unanimous); 7-0

MOTION: David Singleton

SECONDED BY: Heather Gaddes

AYE: Armbrust, Doss, Gaddes, Jenkins, Meade, Singleton, Thompson

NAY: None.

Regular Items

7. Accept the unaudited financial statements for February 2025.

Presentation by Jose Hernandez, Chief Financial Officer.

MOTION: Accept the unaudited financial statements for February 2025.

RESULT: Approved (Unanimous); 7-0
MOTION: David Singleton
SECONDED BY: Heather Gaddes
AYE: Armbrust, Doss, Gaddes, Jenkins, Meade, Singleton, Thompson
NAY: None.

ADOPTED AS: RESOLUTION NO. 25-015

8. Discuss and consider amending the FY 2025 Operating Budget to add funding for access control and video surveillance equipment for toll cabinets and intelligent transportation system cabinets within the Capital Budget.

Presentation by Cory Bluhm, Assistant Director of IT.

MOTION: Amend the FY 2025 Operating Budget to add funding for access control and video surveillance equipment for toll cabinets and intelligent transportation system cabinets within the Capital Budget.
RESULT: Approved (Unanimous); 7-0
MOTION: David Singleton
SECONDED BY: Nikelle Meade
AYE: Armbrust, Doss, Gaddes, Jenkins, Meade, Singleton, Thompson
NAY: None.

ADOPTED AS: RESOLUTION NO. 25-016

9. Discuss and consider approving an agreement with STS360 for access control and video surveillance equipment for toll cabinets and intelligent transportation system cabinets on all Mobility Authority toll facilities.

Presentation by Cory Bluhm, Assistant Director of IT.

MOTION: Approve an agreement with STS360 for access control and video surveillance equipment for toll cabinets and intelligent transportation system cabinets on all Mobility Authority toll facilities.
RESULT: Approved (Unanimous); 7-0
MOTION: Heather Gaddes
SECONDED BY: Ben Thompson
AYE: Armbrust, Doss, Gaddes, Jenkins, Meade, Singleton, Thompson

NAY: None.

ADOPTED AS: RESOLUTION NO. 25-017

10. Discuss and consider approving an agreement with Bastrop County for the schematic design and environmental study for the eastern extension of 290 Toll.

Presentation by Mike Sexton, P.E., Director of Engineering.

MOTION: Approve an agreement with Bastrop County for the schematic design and environmental study for the eastern extension of 290 Toll.

RESULT: Approved (Unanimous); 7-0

MOTION: Nikelle Meade

SECONDED BY: Heather Gaddes

AYE: Armbrust, Doss, Gaddes, Jenkins, Meade, Singleton, Thompson

NAY: None.

ADOPTED AS: RESOLUTION NO. 25-018

Briefings and Reports

11. Quarterly Updates.

Presentation by Mike Sexton, P.E., Director of Engineering.

A. 183A Phase III Project

B. 183 North Mobility Project

12. Director Board Report

Presentation by James M. Bass, Executive Director.

A. Recent agency staff activities.

B. Agency roadway performance metrics.

Chairman Jenkins announced there would be no Executive Session.

Executive Session

13. Discuss legal issues related to claims by or against the Mobility Authority; pending or contemplated litigation and any related settlement offers; or other matters as authorized by §551.071 (Consultation with Attorney).
14. Discuss legal issues relating to procurement and financing of Mobility Authority transportation projects and toll system improvements, as authorized by §551.071 (Consultation with Attorney).
15. Discuss personnel matters related to the executive director's employment agreement as authorized by §551.074 (Personnel Matters).

Regular Items

16. Adjourn meeting.

Chairman Jenkins declared the meeting adjourned at 10:13 a.m.



April 30, 2025 AGENDA ITEM #3

Prohibit the operation of certain vehicles on Mobility Authority toll facilities pursuant to the Habitual Violator Program

Strategic Plan Relevance:	Stewardship & Service
Department:	Operations
Contact:	Tracie Brown, Director of Operations
Associated Costs:	N/A
Funding Source:	N/A
Action Requested:	Consider and act on draft resolution

Project Description/Background: The Mobility Authority's habitual violator process prescribes two notices before habitual violator remedies go into effect. A pre-determination letter is sent 60 days before any remedies are enforced advising the customer again of their outstanding balance and providing an opportunity for resolution. Assuming no resolution, a *Notice of Determination* is mailed notifying the customer they've been determined to be a habitual violator and advising of the consequences. The customer is also informed of their right to appeal the decision and the process by which to do so.

If the customer does not contact the Authority to appeal the habitual violator determination or resolve their outstanding balance, a block is placed on the related vehicle's registration preventing renewal. The block remains in effect until all tolls and fees have been paid, a payment plan has been arranged with the Mobility Authority or the customer is determined to no longer be a habitual violator.

Previous Actions & Brief History of the Program/Project: State law provides that persons deemed to be habitual violators may also be prohibited from use of the Mobility Authority's toll facilities by order of the Board of Directors. Habitual violator customers operating a vehicle in violation of a ban are subject to a Class C misdemeanor with a fine up to \$500. A second or subsequent occurrence may result in impoundment of the vehicle. Similar to registration blocks, vehicle bans remain in effect until all

outstanding amounts owed to the Authority have been resolved or the customer is no longer deemed a habitual violator.

Financing: Not applicable.

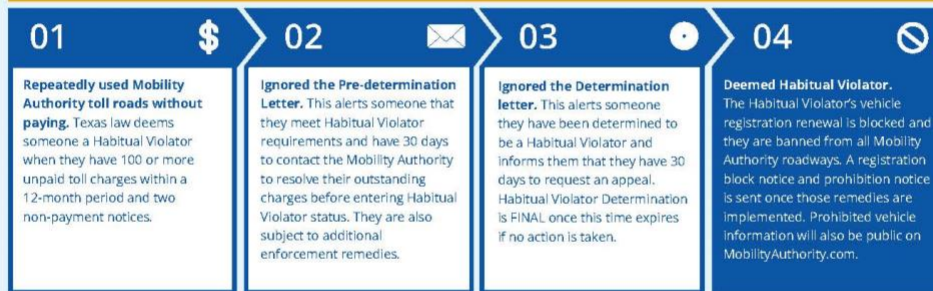
Action requested/Staff Recommendation: Staff affirms that all required steps have been followed and proper notice previously provided to customers determined to be habitual violators. To date, these customers have not appealed this determination or resolved their outstanding balances.

Therefore, staff recommends that the Board of Directors approve the order prohibiting certain vehicles from use of the Authority's toll facilities. Following the Board's approval of this order, a Notice of Prohibition will be mailed by first class mail advising of the ban, consequences if the ban is violated and how the customer may resolve their outstanding balance.

Backup provided: Habitual Violator Vehicle Ban FAQs
Draft Resolution



Habitual Violator Process



Who is a Habitual Violator?

A Habitual Violator is defined in Section 372.106(a) of the Texas Transportation Code as (A) one who was issued at least two written notices of nonpayment that contained in aggregate 100 or more events of nonpayment within a period of one year and, (B) was issued a warning that failure to pay the amounts specified in the notices may result in the toll project entity's exercise of Habitual Violator remedies.

What enforcement remedies is the Mobility Authority implementing for Habitual Violators?

To encourage equitable payment by all customers, legislation allows for enforcement remedies up to and including vehicle registration renewal blocks, prohibiting Habitual Violator's vehicles on Mobility Authority roadways, on-road enforcement of the vehicle ban, as well as posting names to the agency website of those Habitual Violators with banned vehicles. The Mobility Authority will be implementing these remedies beginning November 2019.

How will I know I'm a Habitual Violator subject to enforcement remedies?

Habitual Violators are provided due process protections prior to any enforcement action.

- A registered vehicle owner who the Mobility Authority determines meets the Habitual Violator status is sent a letter advising them that Habitual Violator remedies may be implemented if the customer's outstanding balance is not resolved. This letter is not required by law but is sent as a courtesy to reflect the Mobility Authority's commitment to the customer.
- A registered vehicle owner who the Mobility Authority determines to be a Habitual Violator receives written notice of that determination and an opportunity for a justice of the peace hearing to challenge their Habitual Violator status.
- Habitual Violator Determination is FINAL if no action is taken, prompt in the Mobility Authority to send a Vehicle Registration Block Notice and/or a Vehicle Ban Notice. These notices urge the Habitual Violator yet again to resolve their toll debt with the Mobility Authority.
- Sufficient time is provided to respond to all notifications.

Learn more about the Habitual Violator Enforcement Program at MobilityAuthority.com



How can I resolve my Habitual Violator status and settle my toll bill balance?

You can pay outstanding tolls and administrative fees with cash, money order or credit card (a payment plan may be available) by: calling the Mobility Authority Customer Service Center at 512-410-0562, online at www.paymobilitybill.com, or in person at our walk-up center.

Why is the Mobility Authority pursuing enforcement remedies?

The vehicle registration block and other toll enforcement actions are intended to encourage tollway drivers to pay for services rendered to ensure fairness to the overwhelming majority of drivers who pay for the service, maintenance and safety of the toll roads.

How will a person be notified that he or she is subject to enforcement remedies?

A notification letter announcing that a person has met the criteria of Habitual Violator is sent to the address in the Texas Department of Motor Vehicles (TTC 372.106) database, allowing 30 days to contact to dispute their determination as a Habitual Violator or address the account balance before remedies are applied. If the Habitual Violator does not make arrangements with the Mobility Authority during this period, they will be subject to all enforcement remedies. Additionally, notification of a registration renewal block is mailed.

Can someone dispute a toll bill?

Yes. You may contact the Mobility Authority to review all outstanding tolls and fees, correct any errors and arrange for payment to clear your status as a Habitual Violator and the block on your registration. Habitual Violators are also given an opportunity to request an administrative hearing with a justice of the peace.

How will I know or be notified that I am subject to a vehicle ban?

Habitual violators subject to vehicle ban will receive notification that they have been banned, including when the ban will take effect and instructions for how to remove their status as a Habitual Violator.

Can I dispute my toll bill that subjects me to the vehicle ban?

Yes. You may contact the Mobility Authority to review all outstanding tolls and administrative fees, correct any errors and arrange for payment to clear your status as a Habitual Violator and remove the vehicle ban.

What happens if I am banned, but get caught driving on a Mobility Authority toll road?

A person commits an offense when operating a vehicle in violation of the ban and is subject to a Class C misdemeanor with a fine up to \$500. A second or subsequent occurrence of driving on the tollway in violation of a ban may result in impoundment of the vehicle.

How will the Mobility Authority know if I'm still driving (after being banned)?

Mobility Authority roads are equipped with technology that recognizes vehicle and license plates on our prohibited list. Individuals operating a prohibited vehicle on Mobility Authority roads will be reported to nearby law enforcement patrolling Mobility Authority roads.

Learn more about the Habitual Violator Enforcement Program at MobilityAuthority.com

**GENERAL MEETING OF THE BOARD OF DIRECTORS
OF THE
CENTRAL TEXAS REGIONAL MOBILITY AUTHORITY**

RESOLUTION NO. 25-0XX

**PROHIBITING THE OPERATION OF CERTAIN MOTOR VEHICLES
ON MOBILITY AUTHORITY TOLL FACILITIES PURSUANT TO
THE HABITUAL VIOLATOR PROGRAM**

WHEREAS, Transportation Code, Chapter 372, Subchapter C, authorizes toll project entities, including the Central Texas Regional Mobility Authority (Mobility Authority), to exercise various remedies against certain motorists with unpaid toll violations; and

WHEREAS, Transportation Code §372.106 provides that a “habitual violator” is a registered owner of a vehicle who a toll project entity determines:

(1) was issued at least two written notices of nonpayment that contained:

(A) in the aggregate, 100 or more events of nonpayment within a period of one year, not including events of nonpayment for which: (i) the registered owner has provided to the toll project entity information establishing that the vehicle was subject to a lease at the time of nonpayment, as provided by applicable toll project entity law; or (ii) a defense of theft at the time of the nonpayment has been established as provided by applicable toll project entity law; and

(B) a warning that the failure to pay the amounts specified in the notices may result in the toll project entity’s exercise of habitual violator remedies; and

(2) has not paid in full the total amount due for tolls and administrative fees under those notices; and

WHEREAS, the Mobility Authority previously determined that the individuals listed in Exhibit A are habitual violators, and these determinations are now considered final in accordance with Transportation Code, Chapter 372, Subchapter C; and

WHEREAS, Transportation Code §372.109 provides that a final determination that a person is a habitual violator remains in effect until (1) the total amount due for the person’s tolls and administrative fees is paid; or (2) the toll project entity, in its sole discretion, determines that the amount has been otherwise addressed; and

WHEREAS, Transportation Code §372.110 provides that a toll project entity, by order of its governing body, may prohibit the operation of a motor vehicle on a toll project of the entity if:

(1) the registered owner of the vehicle has been finally determined to be a habitual violator; and

(2) the toll project entity has provided notice of the prohibition order to the registered owner; and

WHEREAS, the Executive Director recommends that the Board prohibit the operation of the motor vehicles listed in Exhibit A on the Mobility Authority's toll roads, including (1) 183A Toll; (2) 290 Toll; (3) 71 Toll; (4) MoPac Express Lanes; (5) 45SW Toll; and (6) 183 Toll.

NOW THEREFORE, BE IT RESOLVED that the motor vehicles listed in Exhibit A are prohibited from operation on the Mobility Authority's toll roads, effective April 30, 2025; and

BE IT FURTHER RESOLVED that the Mobility Authority shall provide notice of this resolution to the individuals listed in Exhibit A, as required by Transportation Code §372.110; and

BE IT IS FURTHER RESOLVED that the prohibition shall remain in effect for the motor vehicles listed in Exhibit A until the respective habitual violator determinations are terminated, as provided by Transportation Code §372.110.

Adopted by the Board of Directors of the Central Texas Regional Mobility Authority on the 30th day of April 2025.

Submitted and reviewed by:

Approved:

James M. Bass
Executive Director

Robert W. Jenkins, Jr.
Chairman, Board of Directors

Exhibit A

LIST OF PROHIBITED VEHICLES

(To be provided at the Board Meeting)



April 30, 2025
AGENDA ITEM #4

Approve contract amendments to extend the term of existing agreements with Surveying and Mapping, LLC and The Rios Group, Inc. for general on-call subsurface utility engineering services

Strategic Plan Relevance:	Service and Safety
Department:	Engineering
Contact:	Mike Sexton, P.E., Director of Engineering
Associated Costs:	N/A
Funding Source:	Operating Budget and Projects
Action Requested:	Consider and act on draft resolution

Project Description/Background: On February 23, 2022, the Mobility Authority Board approved contracts with Survey and Mapping LLC and The Rios Group, Inc. to provide on-call subsurface utility engineering (SUE) and Mobility Authority-owned utility locating services. Such approval authorized the Executive Director to negotiate and execute Work Authorizations for the SUE services contracts that cumulatively do not exceed \$300,000.00 per firm.

Previous Actions & Brief History of the Program/Project: These contracts are set to expire on June 30, 2025. Each firm has been utilized several times to the satisfaction of the Mobility Authority. The Engineering Department would like to extend the termination date for each contract to June 30, 2027 and include an optional two-year renewal which would extend the term of each contract to June 30, 2029, if exercised by the Executive Director.

Financing: N/A

Action requested/Staff Recommendation: Staff recommends extending contract terms with both Surveying and Mapping, LLC and The Rios Group, Inc. by two years, to expire on June 30, 2027, and include an optional two-year renewal which would extend

the term of the contract to June 30, 2029, if exercised by the Executive Director. Under this proposed extension, Surveying and Mapping, LLC and The Rios Group, Inc. will perform on-call SUE and Mobility Authority-owned utility locating services on CTRMA-operated roadways for an amount not to exceed the original contract amount of \$300,000 each.

Backup provided:

Draft Resolution

Draft Amendment No. 1 to the Contracts

Original Executed Contracts

**GENERAL MEETING OF THE BOARD OF DIRECTORS
OF THE
CENTRAL TEXAS REGIONAL MOBILITY AUTHORITY**

RESOLUTION NO. 25-0XX

**APPROVING AMENDMENTS TO THE CONTRACTS WITH
SURVEYING AND MAPPING, LLC AND THE RIOS GROUP INC. FOR
SUBSURFACE UTILITY ENGINEERING AND UTILITY LOCATING SERVICES**

WHEREAS, by Resolution No. 22-009 dated February 23, 2022, the Central Texas Regional Mobility Authority (Mobility Authority) Board of Directors (Board) approved contracts with Surveying and Mapping, LLC, and The Rios Group, Inc. to provide subsurface utility engineering and utility locating services to the Mobility Authority; and

WHEREAS each contract is in an amount not to exceed \$300,000 and is set to expire on June 30, 2025; and

WHEREAS only \$23,000 of the amount allocated for the Surveying and Mapping, LLC contract and \$96,000 of the amount allocated for The Rios Group, Inc. contract has been spent to date; and

WHEREAS, the Mobility Authority has an ongoing need for subsurface utility engineering and utility locating services; and

WHEREAS, the Executive Director has negotiated amendments to the contracts for subsurface utility engineering and utility locating services with Surveying and Mapping, LLC and The Rios Group, Inc. which are attached hereto as Exhibit A and Exhibit B, respectively; and

WHEREAS, the amendments extend the term of each contract to June 30, 2027, and include an optional two-year renewal which would extend the term of the contract to June 30, 2029, if exercised by the Executive Director; and

WHEREAS, the Executive Director recommends that the Board approve the proposed contract amendments with Surveying and Mapping, LLC, and The Rios Group, Inc. in the form or substantially the same form attached hereto as Exhibit A and Exhibit B.

NOW THEREFORE, BE IT RESOLVED that the Board of Directors approves the proposed amendments to the contracts with Surveying and Mapping, LLC, and The Rios Group, Inc. to provide subsurface utility engineering and utility locating services to the Mobility Authority in the form or substantially the same form as attached hereto as Exhibit A and Exhibit B; and

BE IT FURTHER RESOLVED that the Board hereby authorizes the Executive Director to exercise the two-year renewal option included in each contract at his discretion.

Adopted by the Board of Directors of the Central Texas Regional Mobility Authority on the 30th day of April 2025.

Submitted and reviewed by:

Approved:

James M. Bass
Executive Director

Robert W. Jenkins, Jr.
Chairman, Board of Directors

Exhibit A

Surveying And Mapping, LLC

AMENDMENT NO. 1 TO CONTRACT FOR PROFESSIONAL ENGINEERING SERVICES

THIS AMENDMENT NO. 1 TO THE CONTRACT FOR PROFESSIONAL ENGINEERING SERVICES is made pursuant to the terms and conditions of Article 6 of the Contract for Professional Engineering Services (the "Contract") entered into by and between the Central Texas Regional Mobility Authority (the "Authority") and Surveying and Mapping, LLC (the "Engineer") dated 2/28/2022.

The following terms and conditions of the Contract are hereby amended as follows:

ARTICLE 2. The contract termination date shall be extended to June 30, 2027 and include an optional two-year renewal which would extend the term of the contract to June 30, 2029, if exercised by the Executive Director.

The total amount payable under the Contract remains at an amount not to exceed \$300,000.00.

This Amendment to the Contract shall become effective on the date of final execution of the parties hereto. All other terms and conditions of the Contract not hereby amended are to remain in full force and effect.

IN WITNESS WHEREOF, this Amendment to the Contract is executed in duplicate counterparts and hereby accepted and acknowledged below.

THE ENGINEER

Patrick A Smith

Digitally signed by Patrick A Smith
DN: C=US, E=psmith@sam.biz,
O="Surveying And Mapping, LLC",
OU=Executive, CN=Patrick A Smith
Date: 2025.04.24 11:17:29-05'00'

(Signature)

Patrick A. Smith

(Printed Name)

Principal/VP

(Title)

4-24-2025

(Date)

**CENTRAL TEXAS REGIONAL MOBILITY
AUTHORITY**

(Signature)

James M. Bass

(Printed Name)

Executive Director

(Title)

(Date)

Exhibit B

The Rios Group, Inc.

AMENDMENT NO. 1 TO CONTRACT FOR PROFESSIONAL ENGINEERING SERVICES

THIS AMENDMENT NO. 1 TO THE CONTRACT FOR PROFESSIONAL ENGINEERING SERVICES is made pursuant to the terms and conditions of Article 6 of the Contract for Professional Engineering Services (the "Contract") entered into by and between the Central Texas Regional Mobility Authority (the "Authority") and The Rios Group, Inc. (the "Engineer") dated 2/28/2022.

The following terms and conditions of the Contract are hereby amended as follows:

ARTICLE 2. The contract termination date shall be extended to June 30, 2027 and include an optional two-year renewal which would extend the term of the contract to June 30, 2029, if exercised by the Executive Director.


The total amount payable under the Contract remains at an amount not to exceed \$300,000.00.

This Amendment to the Contract shall become effective on the date of final execution of the parties hereto. All other terms and conditions of the Contract not hereby amended are to remain in full force and effect.

IN WITNESS WHEREOF, this Amendment to the Contract is executed in duplicate counterparts and hereby accepted and acknowledged below.

THE ENGINEER

CENTRAL TEXAS REGIONAL MOBILITY
AUTHORITY


(Signature)

(Signature)

Rosa Navejar
(Printed Name)

James M. Bass
(Printed Name)

President
(Title)

Executive Director
(Title)

04/23/2025
(Date)

(Date)



April 30, 2025 AGENDA ITEM #5

Approve contract amendments to extend the term of existing agreements with BGE, Inc. and IEA, Inc. for general construction engineering and inspection services

Strategic Plan Relevance:	Collaboration, Safety, Stewardship
Department:	Engineering
Contact:	Mike Sexton, P.E., Director of Engineering
Associated Costs:	N/A
Funding Source:	Project Funds
Action Requested:	Consider and act on draft resolution

Project Description/Background: On December 14, 2022, the Mobility Authority Board approved contracts with BGE, Inc. and IEA Inc. to provide construction engineering and inspection (CE&I), materials testing, and survey quality assurance services under a CE&I Services Pool. Such approval authorized the Executive Director to negotiate and execute Work Authorizations for the CE&I Services Pool contracts that cumulatively do not exceed \$3,000,000.00 per firm.

Previous Actions & Brief History of the Program/Project: These contracts are set to expire on December 31, 2025. Each firm has been utilized to the satisfaction of the Mobility Authority, and the Engineering Department would like to extend the termination date for each contract to December 31, 2028 and include an optional two-year renewal which would extend the term of each contract to December 31, 2030, if exercised by the Executive Director.

Financing: Project Funds

Action requested/Staff Recommendation: Staff recommends extending contract termination dates with BGE, Inc. and IEA Inc. for the CE&I Services Pool to December 31, 2028 and include an optional two-year renewal which would extend the term of the

contract to December 31, 2030, if exercised by the Executive Director. Under this proposed extension, BGE, Inc. and IEA Inc. will perform CE&I, materials testing, and survey quality assurance services, for an amount not to exceed the original contract amount of \$3,000,000 each.

Backup provided:

Draft Resolution

Draft Amendment No. 1 to the Contracts

Original Executed Contracts

**GENERAL MEETING OF THE BOARD OF DIRECTORS
OF THE
CENTRAL TEXAS REGIONAL MOBILITY AUTHORITY**

RESOLUTION NO. 25-0XX

**APPROVING AMENDMENTS TO THE CONTRACTS
WITH BGE, INC. AND IEA, INC. FOR
CONSTRUCTION ENGINEERING AND INSPECTION SERVICES**

WHEREAS, by Resolution No. 22-057 dated December 14, 2022, the Central Texas Regional Mobility Authority (Mobility Authority) Board of Directors (Board) approved contracts with BGE, Inc. and IEA, Inc to provide construction engineering and inspection services to the Mobility Authority; and

WHEREAS, each contract is in an amount not to exceed \$3,000,000 and is set to expire on December 31, 2025; and

WHEREAS, only \$930,000 of the amount allocated for the BGE, Inc. contract and \$288,000 of the amount allocated for the IEA, Inc. contract has been spent to date; and

WHEREAS, the Mobility Authority has an ongoing need for construction engineering and inspection services; and

WHEREAS, the Executive Director has negotiated amendments to the contracts for construction engineering and inspection services with BGE, Inc. and IEA, Inc. which are attached hereto as Exhibit A and Exhibit B, respectively; and

WHEREAS, the amendments extend the term of each contract to December 31, 2028, and include an optional two-year renewal which would extend the term of the contract to December 31, 2030, if exercised by the Executive Director; and

WHEREAS, the Executive Director recommends that the Board approve the proposed contract amendments with BGE, Inc. and IEA, Inc. in the form or substantially the same form attached hereto as Exhibit A and Exhibit B.

NOW THEREFORE, BE IT RESOLVED that the Board of Directors approves the proposed amendments to the contracts with BGE, Inc. and IEA, Inc. to provide construction engineering and inspection services to the Mobility Authority in the form or substantially the same form as attached hereto as Exhibit A and Exhibit B; and

BE IT FURTHER RESOLVED that the Board hereby authorizes the Executive Director to exercise the two-year renewal option included in each contract at his discretion.

Adopted by the Board of Directors of the Central Texas Regional Mobility Authority on the 30th day of April 2025.

Submitted and reviewed by:

Approved:

James M. Bass
Executive Director

Robert W. Jenkins, Jr.
Chairman, Board of Directors

Exhibit A

BGE, Inc.

AMENDMENT NO. 1 TO CONTRACT FOR PROFESSIONAL SERVICES

THIS AMENDMENT NO. 1 TO THE CONTRACT FOR ENGINEERING SERVICES is made pursuant to the terms and conditions of Article 5 of the Contract for professional engineering services (the "Contract") entered into by and between the Central Texas Regional Mobility Authority (the "Mobility Authority") and BGE, Inc. (the "Engineer") dated 12/29/2022.

The following terms and conditions of the Contract are hereby amended as follows:

ARTICLE 2. The contract termination date shall be extended to December 31, 2028 and include an optional two-year renewal which would extend the term of the contract to December 31, 2030, if exercised by the Executive Director.

The total amount payable under the Contract remains at an amount not to exceed \$3,000,000.00.

This Amendment to the Contract shall become effective on the date of final execution of the parties hereto. All other terms and conditions of the Contract not hereby amended are to remain in full force and effect.

IN WITNESS WHEREOF, this Amendment to the Contract is executed in duplicate counterparts and hereby accepted and acknowledged below.

ENGINEER**CENTRAL TEXAS REGIONAL MOBILITY
AUTHORITY**

(Signature)

John R. Jasek, P.E.

(Printed Name)

Director, Construction Management

(Title)

(Date)

(Signature)

James M. Bass

(Printed Name)

Executive Director

(Title)

(Date)

Exhibit B

IEA, Inc.

AMENDMENT NO. 1 TO CONTRACT FOR PROFESSIONAL SERVICES

THIS AMENDMENT NO. 1 TO THE CONTRACT FOR ENGINEERING SERVICES is made pursuant to the terms and conditions of Article 5 of the Contract for professional engineering services (the "Contract") entered into by and between the Central Texas Regional Mobility Authority (the "Mobility Authority") and IEA, Inc. (the "Engineer") dated 12/29/2022.

The following terms and conditions of the Contract are hereby amended as follows:

ARTICLE 2. The contract termination date shall be extended to December 31, 2028 and include an optional two-year renewal which would extend the term of the contract to December 31, 2030, if exercised by the Executive Director.

The total amount payable under the Contract remains at an amount not to exceed \$3,000,000.00.

This Amendment to the Contract shall become effective on the date of final execution of the parties hereto. All other terms and conditions of the Contract not hereby amended are to remain in full force and effect.

IN WITNESS WHEREOF, this Amendment to the Contract is executed in duplicate counterparts and hereby accepted and acknowledged below.

ENGINEER

(Signature)

Shakeel Ahmed
(Printed Name)

Principal
(Title)

4/21/2025
(Date)

**CENTRAL TEXAS REGIONAL MOBILITY
AUTHORITY**

(Signature)

James M. Bass
(Printed Name)

Executive Director
(Title)

(Date)



April 30, 2025
AGENDA ITEM #6

Accept the unaudited financial
statements for March 2025

Strategic Plan Relevance: Stewardship
Department: Finance
Contact: José Hernández, Chief Financial Officer
Associated Costs: N/A
Funding Source: N/A
Action Requested: Consider and act on draft resolution

Project Description/Background: Presentation and acceptance of the
unaudited financial statements for March 2025.

Previous Actions & Brief History of the Program/Project: N/A

Financing: N/A

Action requested/Staff Recommendation: Accept the unaudited financial statements
for March 2025.

Backup provided: Draft Resolution
Draft unaudited financial statements for March 2025

**MEETING OF THE BOARD OF DIRECTORS
OF THE
CENTRAL TEXAS REGIONAL MOBILITY AUTHORITY**

RESOLUTION NO. 25-0XX

ACCEPT THE UNAUDITED FINANCIAL STATEMENTS FOR MARCH 2025

WHEREAS, the Central Texas Regional Mobility Authority (Mobility Authority) is empowered to procure such goods and services as it deems necessary to assist with its operations and to study and develop potential transportation projects, and is responsible to insure accurate financial records are maintained using sound and acceptable financial practices; and

WHEREAS, close scrutiny of the Mobility Authority's expenditures for goods and services, including those related to project development, as well as close scrutiny of the Mobility Authority's financial condition and records is the responsibility of the Board and its designees through procedures the Board may implement from time to time; and

WHEREAS, the Board has adopted policies and procedures intended to provide strong fiscal oversight and which authorize the Executive Director, working with the Mobility Authority's Chief Financial Officer, to review invoices, approve disbursements, and prepare and maintain accurate financial records and reports; and

WHEREAS, the Executive Director, working with the Chief Financial Officer, has reviewed and authorized the disbursements necessary for the month of March 2025 and has caused the unaudited financial statements to be prepared and attached to this resolution as Exhibit A.

NOW THEREFORE, BE IT RESOLVED, that the Board of Directors accepts the unaudited financial statements for March 2025, attached hereto as Exhibit A.

Adopted by the Board of Directors of the Central Texas Regional Mobility Authority on the 30th day of April 2025.

Submitted and reviewed by:

Approved:

James M. Bass
Executive Director

Robert W. Jenkins, Jr.
Chairman, Board of Directors

Exhibit A

Central Texas Regional Mobility Authority
Income Statement
For the Period Ending March 31, 2025

	Budget Amount FY 2025	Actual Year to Date	Percent of Budget	Actual Prior Year to Date
REVENUE				
Operating Revenue				
Toll Revenue	178,100,000	133,227,295	74.80%	118,780,633
Video Tolls	67,500,000	47,184,907	69.90%	44,731,636
Fee Revenue	13,200,000	11,854,259	89.80%	9,911,456
Total Operating Revenue	258,800,000	192,266,461	74.29%	173,423,725
Other Revenue				
Interest Income	43,025,800	31,758,898	73.81%	36,817,054
Grant Revenue	595,467	595,467	100.00%	179,310
Miscellaneous Revenue	100,000	13,736	13.74%	11,320
Headquarters Rent Revenue	-	111,368	-	-
Gain/Loss on Sale of Asset	-	12,000	-	-
Unrealized Gain/Loss	-	123,484	-	-
Total Other Revenue	43,721,267	32,614,953	74.60%	37,007,685
TOTAL REVENUE	302,521,267	224,881,413	74.34%	210,431,410
EXPENSES				
Salaries and Benefits				
Salary Expense - Regular	4,994,532	3,175,461	63.58%	3,048,116
Salary Reserve	80,000	-	-	-
TCDRS	1,142,301	813,832	71.24%	1,279,607
FICA	257,234	151,871	59.04%	143,276
FICA MED	72,421	45,474	62.79%	44,066
Health Insurance Expense	586,073	377,747	64.45%	349,464
Life Insurance Expense	3,249	2,045	62.94%	2,368
Auto Allowance Expense	10,200	7,395	72.50%	7,395
Other Benefits	204,671	116,238	56.79%	101,691
Unemployment Taxes	5,760	1,827	31.72%	261
Total Salaries and Benefits	7,356,441	4,691,889	63.78%	4,976,245
Administrative				
Administrative and Office Expenses				
Accounting	9,500	6,626	69.75%	6,608
Auditing	270,000	195,713	72.49%	133,467
Financial Advisors	200,000	129,600	64.80%	112,500
Human Resources	100,000	560	0.56%	1,367
Legal	60,000	19,287	32.15%	13,452
IT Services	365,000	301,211	82.52%	182,677
Software Licenses	1,573,150	1,595,847	101.44%	1,090,003
Cell Phones	34,900	17,897	51.28%	20,611
Local Telephone Service	2,200	1,784	81.09%	1,707
Overnight Delivery Services	200	17	8.65%	-
Copy Machine	15,300	11,448	74.82%	11,448
Repair and Maintenance - General	10,000	-	-	10,339
Meeting Facilities	2,500	-	-	-
Community Meeting / Events	-	-	-	5,050
Meeting Expense	13,750	9,197	66.88%	6,729
Toll Tag Expense	3,000	1,404	46.81%	500
Parking / Local Ride Share	2,500	280	11.19%	203
Mileage Reimbursement	4,600	698	15.17%	789
Insurance Expense	1,301,000	730,759	56.17%	492,359

Central Texas Regional Mobility Authority
Income Statement
For the Period Ending March 31, 2025

	Budget Amount FY 2025	Actual Year to Date	Percent of Budget	Actual Prior Year to Date
Rent Expense	992,200	599,910	60.46%	453,746
Building Parking	3,500	1,818	51.94%	650
Total Legal Services	458,000	78,700	17.18%	272,686
Total Administrative and Office Expenses	5,421,300	3,702,756	68.30%	2,816,893
Office Supplies				
Books and Publications	5,250	2,682	51.09%	2,876
Office Supplies	5,250	1,428	27.20%	644
Miscellaneous Office Equipment	4,500	-	-	989
Computer Supplies	201,850	19,343	9.58%	70,373
Copy Supplies	750	-	-	-
Other Reports - Printing	500	-	-	43
Office Supplies - Printed	3,500	2,394	68.39%	2,466
Postage Expense	900	446	49.52%	797
Total Office Supplies	222,500	26,293	11.82%	78,189
Communications and Public Relations				
Print Production	75,000	-	-	-
Website Maintenance	240,000	45,787	19.08%	304,835
Research Services	210,000	36,165	17.22%	-
Communications and Marketing	500,000	200,657	40.13%	48,030
Media Planning and Placement	1,225,000	872,770	71.25%	193,916
Direct Mail Production	60,000	-	-	-
TV and Video Production	250,000	59,695	23.88%	-
Photography	25,000	850	3.40%	885
Radio Production	50,000	-	-	-
Other Public Relations	20,000	13,421	67.11%	5,000
Promotional Items	20,000	4,989	24.95%	11,031
Printing	80,000	1,991	2.49%	-
Other Communication Expenses	15,000	34,022	226.81%	-
Total Communications and Public Relations	2,770,000	1,270,346	45.86%	563,697
Employee Development				
Subscriptions	1,250	139	11.12%	139
Agency Memberships	88,300	52,239	59.16%	48,917
Continuing Education	14,800	3,384	22.86%	500
Professional Development	21,400	7,944	37.12%	6,184
Other Licenses	2,000	537	26.85%	197
Seminars and Conferences	70,300	11,545	16.42%	9,293
Travel	107,000	31,341	29.29%	34,508
Total Employee Development	305,050	107,129	35.12%	99,738
Financing and Banking Fees				
Trustee Fees	75,000	45,000	60.00%	49,500
Bank Fee Expense	6,500	5,403	83.12%	4,901
Continuing Disclosure	10,000	2,700	27.00%	9,903
Arbitrage Rebate Calculation	16,500	15,400	93.33%	16,105
Rating Agency Expense	50,000	46,000	92.00%	45,000
Total Financing and Banking Fees	158,000	114,503	72.47%	125,409
Total Administrative	8,876,850	5,221,027	58.82%	3,683,925

Central Texas Regional Mobility Authority
Income Statement
For the Period Ending March 31, 2025

	Budget Amount FY 2025	Actual Year to Date	Percent of Budget	Actual Prior Year to Date
Operations and Maintenance				
Operations and Maintenance Consulting				
GEC-Trust Indenture Support	1,568,659	1,078,578	68.76%	497,257
GEC-Financial Planning Support	300,000	208,420	69.47%	208,774
GEC-Toll Ops Support	1,142,136	1,477,606	129.37%	650,027
GEC-Roadway Ops Support	1,515,000	980,815	64.74%	639,731
GEC-Technology Support	804,962	479,218	59.53%	597,882
GEC-Public Information Support	200,000	163,803	81.90%	147,154
GEC-General Support	2,226,000	1,253,087	56.29%	776,436
General System Consultant	2,307,274	1,385,166	60.03%	709,378
Traffic Modeling	125,000	-	-	-
Traffic and Revenue Consultant	1,200,000	605,644	50.47%	396,235
Total Operations and Maintenance Consulting	11,389,031	7,632,339	67.01%	4,622,873
Roadway Operations and Maintenance				
Roadway Maintenance	4,169,031	3,071,505	73.67%	1,798,550
Landscape Maintenance	3,249,260	1,848,550	56.89%	1,776,531
Signal and Illumination Maintenance	25,000	-	-	-
Maintenance Supplies-Roadway	400,000	68,794	17.20%	48,337
Tools and Equipment Expense	-	1,260	-	20
Gasoline	30,000	11,296	37.65%	13,161
Repair and Maintenance - Vehicles	10,000	8,046	80.46%	4,382
Natural Gas	7,500	7,475	99.66%	11,667
Electricity - Roadways	300,000	220,358	73.45%	220,174
Total Roadway Operations and Maintenance	8,190,791	5,237,283	63.94%	3,872,822
Toll Processing and Collection Expense				
Image Processing	3,300,000	2,272,670	68.87%	1,839,926
Tag Collection Fees	12,675,000	8,936,124	70.50%	8,204,998
Court Enforcement Costs	160,000	-	-	-
PBM Incentive	500,000	-	-	-
Total Processing and Collection Expense	16,635,000	11,208,794	67.38%	10,044,924
Toll Operations Expense				
Generator Fuel	3,000	523	17.44%	1,072
Fire and Burglar Alarm	500	370	74.02%	370
Refuse	2,360	1,526	64.68%	1,672
Telecommunications	100,000	138,531	138.53%	91,267
Water - Irrigation	7,500	6,276	83.68%	6,407
Electricity	750	379	50.51%	554
ETC Spare Parts Expense	150,000	168,157	112.10%	123,536
Repair and Maintenance Toll Equipment	100,000	420	0.42%	65,066
Law Enforcement	725,000	358,718	49.48%	347,013
ETC Maintenance Contract	6,450,000	2,693,967	41.77%	4,395,558
Transaction Processing Maintenance Contract	2,000,000	1,425,000	71.25%	1,372,480
ETC Toll Management Center System Operation	1,338,822	478,368	35.73%	573,110
ETC Development	456,000	121,850	26.72%	92,660
ETC Testing	50,000	-	-	-
Total Toll Operations Expense	11,383,932	5,394,085	47.38%	7,070,765
Total Operations and Maintenance	47,598,754	29,472,500	61.92%	25,611,384

Central Texas Regional Mobility Authority
Income Statement
For the Period Ending March 31, 2025

	Budget Amount FY 2025	Actual Year to Date	Percent of Budget	Actual Prior Year to Date
Other Expenses				
Special Projects and Contingencies				
HERO	711,621	154,802	21.75%	127,840
Special Projects	50,000	-	-	-
Disbursement Other Government - Travis County Roads	-	348,663	-	-
71 Express Interest Expense	6,750,000	1,251,213	18.54%	1,388,255
Customer Relations	10,000	267	2.67%	-
Technology Initiatives	100,000	-	-	-
Other Contractual Services	390,000	144,000	36.92%	136,500
Contingency	200,000	-	-	-
Total Special Projects and Contingencies	8,211,621	1,898,946	23.13%	1,652,595
TOTAL OPERATING EXPENSE	72,043,666	41,284,362	57.30%	35,924,149
Non Cash Expenses				
Amortization Expense				
Amortization Expense - Intangible Software	13,000,000	1,090,892	8.39%	-
Amortization Expense - Software	-	-	-	8,466
Amortization Expense - RTU Asset - Leases	515,000	386,064	74.96%	214,480
Amortization Expense - Refundings	6,600,000	5,052,496	76.55%	4,718,219
Subtotal Amortization Expense	20,115,000	6,529,452	32.46%	4,941,165
Depreciation Expense				
Depreciation Expense - Equipment	-	-	-	467,029
Depreciation Expense - Autos and Trucks	31,000	16,472	53.13%	22,807
Depreciation Expense - Building and Toll Facility	180,000	132,561	73.64%	132,561
Depreciation Expense - Highways and Bridges	53,500,000	39,392,306	73.63%	38,863,419
Depreciation Expense - Toll Equipment	13,640,000	2,544,144	18.65%	2,277,952
Depreciation Expense - Signs	1,830,000	680,874	37.21%	906,716
Depreciation Expense - Land Improvements	545,000	406,742	74.63%	434,324
Subtotal Depreciation Expense	69,726,000	43,173,100	61.92%	43,104,808
Total Amortization and Depreciation Expense	89,841,000	49,702,551	55.32%	48,045,973
Total Non Cash Expenses	89,841,000	49,702,551	55.32%	48,045,973
Total Other and Non-Cash Expenses	98,052,621	51,601,497	52.63%	49,698,569
Non Operating Expenses				
Undeveloped Projects/ Non Capital Assets	-	-	-	41,806
Interest Expense - Debt Obligations	109,112,756	68,234,151	62.54%	59,883,398
CAMPO RIF Payment	10,000,000	10,000,000	100.00%	6,000,000
Headquarters Expenses	-	103,686	-	-
Community Initiatives	600,000	211,791	35.30%	5,000
Total Non Operating Expenses	119,712,756	78,549,628	65.62%	65,930,204
TOTAL EXPENSES	281,597,422	169,536,541	60.21%	149,900,327
Net Income	20,923,845	55,344,872		60,531,082

Central Texas Regional Mobility Authority
Balance Sheet
as of March 31, 2025

	as of 03/31/2025	as of 03/31/2024
ASSETS		
Current Assets		
Cash		
Regions Operating Account	153,268	59,294
Cash in TexStar	3,434,004	606,271
Regions Payroll Account	117,300	109,042
Restricted Cash		
Goldman Sachs FSGF 465	384,447,631	317,815,694
Restricted Cash - TexSTAR	25,261,051	60,873,207
Treasury SLGS	154,659,237	115,125,407
Non-System Cash		
Mopac Operating Account	5,021	-
Headquarters Operating Account	3,357	-
Headquarters Security Deposits	28,897	-
Headquarters Property Management	16,817	-
Total Cash and Cash Equivalents	568,126,584	494,588,915
Accounts Receivables		
Accounts Receivable - Net	6,995,287	5,125,449
Due From Other Agencies	455,234	271,672
Due From TTA	-	1,748,765
Due From NTTA	2,472,075	1,801,689
Due From HCTRA	14,582,594	2,550,491
Due From TxDOT	9,967,724	725,422
Due From Other Funds	2,720,849	-
Interest Receivable	865,140	964,146
Total Receivables	38,058,903	13,187,634
Short Term Investments		
Treasuries	83,595,006	328,907,093
Agencies	140,000,000	189,998,036
Total Short Term Investments	223,595,006	518,905,128
Total Current Assets	829,780,493	1,026,681,677
Construction in Progress	613,681,148	453,814,532
Capital Assets (Net of Depreciation and Amortization)		
Depreciable Assets		
Equipment	-	934,059
Autos and Trucks	74,319	24,074
Buildings and Toll Facilities	16,315,596	4,097,400

Central Texas Regional Mobility Authority
Balance Sheet
as of March 31, 2025

	as of 03/31/2025	as of 03/31/2024
Highways and Bridges	1,641,604,883	1,687,527,786
Toll Equipment	23,794,290	16,901,162
Signs	10,809,533	10,932,479
Land Improvements	4,337,687	4,880,010
Land	972,235	-
Right of way	88,149,606	88,149,606
Intangible Assets		
Intangible Software	4,884,781	-
Right to Use Assets		
Leases	557,649	1,072,401
Total Fixed Assets	1,791,500,579	1,814,518,977
Other Assets		
Intangible Assets-Net	157,682,879	164,095,514
Prepaid Insurance	493,934	346,485
Deferred Outflows (pension related)	2,384,338	2,738,023
Pension Asset	-	1,046,634
Total Other Assets	160,561,151	168,226,656
Total Assets	3,395,523,370	3,463,241,842
LIABILITIES		
Current Liabilities		
Accounts Payable	17,435,762	9,368,838
Construction Payable	-	8,218,744
Headquarters Security Deposits Payable	28,897	-
Interest Payable	20,238,452	21,899,846
Due to other Funds	2,720,849	-
TCDRS Payable	90,749	83,883
Due to other Agencies	13,319	8,329
Due to TTA	-	707,883
Due to HCTRA	968,985	171,175
Due to Other Entities	-	125,834
71E TxDOT Obligation - Short Term	248,308	281,188
Total Current Liabilities	41,745,321	40,865,721
Long Term Liabilities		
Compensated Absences	222,277	222,277
Right to Use Obligations - Lease	949,904	1,286,881
Deferred Inflows (pension related)	1,192,688	1,378,935
Pension Liability	1,971,627	-
Long Term Payables	4,336,496	2,888,093

Central Texas Regional Mobility Authority
Balance Sheet
as of March 31, 2025

as of 03/31/2025 as of 03/31/2024

Bonds Payable

Senior Lien Revenue Bonds:

Senior Lien Revenue Bonds 2010	104,244,760	99,833,325
Senior Lien Revenue Bonds 2011	6,971,332	9,644,424
Senior Lien Revenue Bonds 2015	9,000,000	10,000,000
Senior Lien Refunding Revenue Bonds 2016	42,940,000	47,045,000
Senior Lien Revenue Bonds 2018	43,345,000	44,345,000
Senior Lien Revenue Bonds 2020A	50,265,000	50,265,000
Senior Lien Refunding Bonds 2020B	53,610,000	54,305,000
Senior Lien Refunding Bonds 2020C	128,105,000	133,210,000
Senior Lien Revenue Bonds 2020E	167,160,000	167,160,000
Senior Lien Revenue Bonds 2021B	255,075,000	255,075,000
Senior Lien Refunding Bonds 2021D	273,125,000	273,650,000
Senior Lien Refunding Bonds 2021E	326,360,000	329,545,000
Senior Lien Premium 2016 Revenue Bonds	5,717,070	6,285,869
Senior Lien Revenue Bond Premium 2018	2,421,620	2,683,288
Senior Lien Revenue Bond Premium 2020A	10,722,020	10,996,036
Senior Lien Refunding Bond Premium 2020B	10,300,199	10,835,274
Senior Lien Revenue Bonds Premium 2020E	21,138,609	22,853,996
Senior Lien Revenue Bonds Premium 2021B	51,814,023	52,637,524
Senior Lien Refunding Bonds Premium 2021D	42,840,365	43,839,876
Total Senior Lien Revenue Bonds	1,605,154,999	1,624,209,613

Sub Lien Revenue Bonds:

Subordinate Lien Refunding Bonds 2016	66,285,000	69,055,000
Subordinate Lien Refunding Bonds 2020D	89,345,000	93,430,000
Subordinate Lien BANs 2020F	-	110,875,000
Subordinate Lien Refunding Bonds 2020G	61,570,000	61,570,000
Subordinate Lien BANs 2021C	244,185,000	244,185,000
Subordinate Refunding 2016 Premium/Discount	3,731,699	4,424,190
Subordinate Lien BANs 2020F Premium	-	3,002,148
Subordinate Lien Refunding Bonds Premium 2020G	6,057,297	6,461,269
Subordinate Lien BANS 2021C Premium	13,320,435	20,932,113
Total Sub Lien Revenue Bonds	484,494,432	613,934,720

Central Texas Regional Mobility Authority
Balance Sheet
as of March 31, 2025

	as of 03/31/2025	as of 03/31/2024
Other Obligations		
TIFIA Note 2021 - 183S	322,354,437	322,157,250
TIFIA Note 2021 - 290E	41,088,581	41,063,447
71E TxDOT Obligation - Long Term	42,432,738	49,167,292
Regions 2022 MoPac Loan	22,490,900	23,765,900
Total Other Obligations	428,366,656	436,153,889
Total Long Term Liabilities	2,522,352,583	2,677,186,315
Total Liabilities	2,564,097,904	2,718,052,036
NET ASSETS		
Contributed Capital	-	121,462,104
Net Assets Beginning	776,080,594	563,196,620
Current Year Operations	55,344,872	60,531,082
Total Net Assets	831,425,466	745,189,806
Total Liabilities and Net Assets	3,395,523,370	3,463,241,842

Central Texas Regional Mobility Authority
Statement of Cash Flow
as of March 2025

Cash flows from operating activities:

Receipts from toll revenues	186,318,289
Receipts from other sources	856,055
Payments to vendors	(72,694,094)
Payments to employees	(4,701,787)
Net cash flows provided by (used in) operating activities	<u>109,778,463</u>

Cash flows from capital and related financing activities:

Payment on Intangible assets	(5,052,496)
Interest Expense	(91,830,392)
Payments on bonds / loans	(152,196,802)
RIF Contribution	(10,000,000)
Acquisition of capital assets - non project	(17,536,492)
Acquisitions of construction in progress	(100,387,342)
Net cash flows provided by (used in) capital and related financing activities	<u>(377,003,523)</u>

Cash flows from investing activities:

Interest income	31,544,409
Purchase of investments	24,185,543
Net cash flows provided by (used in) investing activities	<u>55,729,952</u>

Net increase (decrease) in cash and cash equivalents	(211,495,108)
Cash and cash equivalents at beginning of period	<u>817,680,594</u>
Cash and cash equivalents at end of period	<u>606,185,486</u>

Reconciliation of change in net assets to net cash provided by operating activities:

Operating income	55,344,872
Adjustments to reconcile change in net assets to net cash provided by operating activities:	
Depreciation and amortization	49,702,551
Changes in assets and liabilities:	
Decrease in accounts receivable	(5,948,172)
Increase in prepaid expenses and other assets	(507,872)
Decrease in accrued expenses	(25,499,960)
Decrease in Interest expense	68,445,942
Increase in interest receivable	(31,758,898)
Total adjustments	54,433,591
Net cash flows provided by (used in) operating activities	<u>109,778,463</u>

Reconciliation of cash and cash equivalents:

Unrestricted cash and cash equivalents	196,476,804
Restricted cash and cash equivalents	<u>409,708,682</u>
Total	<u>606,185,487</u>

CTRMA INVESTMENT REPORT

Month Ending March 31, 2025

	Balance 3/1/2025	Accrued Interest	Additions	Cash Transfers	Withdrawals	Balance 3/31/2025	Rate March '25
Amount in Trustee TexStar							
2013 Sub Lien Debt Service Reserve	628,201.94	2,314.73				630,516.67	4.34%
General Fund	10,413,467.94	38,370.59				10,451,838.53	4.34%
Trustee Operating Fund	13,933,195.07	44,917.03		(3,000,000.00)		10,978,112.10	4.34%
Renewal and Replacement	8.70					8.70	4.34%
TxDOT Grant Fund	514,442.15	1,895.58				516,337.73	4.34%
Senior Lien Debt Service Reserve Fund	437,245.62	1,611.11				438,856.73	4.34%
2015 Senior Series B Project	395,986.49	1,459.11				397,445.60	4.34%
2015C TIFIA Project acct	786,689.62	2,898.73				789,588.35	4.34%
2018 290E III Senior Project	1,054,461.63	3,885.38				1,058,347.01	4.34%
	28,163,699.16	97,352.26	-	(3,000,000.00)	-	25,261,051.42	
Amount in TexStar Operating Fund							
	1,076,589.42	7,414.89		8,000,000.00	5,650,000.00	3,434,004.31	4.34%
Goldman Sachs							
Operating Fund	5,545,970.08	17,912.03	150,171.24	-	7,906.92	5,706,146.43	4.25%
2020A Senior Lien Debt Service Account	610,790.23	1,328.58		303,604.17		915,722.98	4.25%
2020B Senior Lien Debt Service Fund	559,605.62	1,220.11		276,858.33		837,684.06	4.25%
2020C Senior Lien Debt Service Fund	1,681,136.39	3,669.17		830,007.73		2,514,813.29	4.25%
2020D Sub Lien Debt Service Fund	1,177,928.62	2,573.06		580,578.57		1,761,080.25	4.25%
2020D Sub Debt Service Reserve Fund	9,162,831.10	30,075.23				9,192,906.33	4.25%
2020E Sr Lien Project	75,723,802.51	250,241.96			1,122,909.93	74,851,134.54	4.25%
2020E Sr Ln Project Cap I	4,818,569.24	15,815.87				4,834,385.11	4.25%
2020F Sub Lien Debt Service Fund	36,574.13	115.23				36,689.36	4.25%
2020G Sub Lien Debt Service Acct	429,059.39	934.50		212,716.67		642,710.56	4.25%
2020G Sub Debt Service Reserve Fund	4,495,307.63	14,754.98				4,510,062.61	4.25%
2021A TIFIA Sub Lien Debt Serv Reserve	22,102,759.65	72,548.07				22,175,307.72	4.25%
2021A TIFIA Sub Lien Debt Service Acct 183S	1,624,987.25	4,024.70		587,628.17		2,216,640.12	4.25%
2021A TIFIA Sub Lien Debt Service Acct Manor	149,428.82	324.08		74,710.00		224,462.90	4.25%
2021B Senior Lien Cap I Project Fund	20,807,852.96	68,297.54				20,876,150.50	4.25%
2021B Senior Lien Project	323,717.71	2,161.53	19,700,000.00		10,744,862.46	9,281,016.78	4.25%
2021B Senior Lien Cap I Debt Service Acct	9,661.57	31.71				9,693.28	4.25%
2021C Sub Lien Cap I Project Fund	1,505.31	4.94				1,510.25	4.25%
2021C Sub Lien Project	6,589,478.17	21,626.48				6,611,104.65	4.25%
2021C Sub Lien Debt Service Fund	2,052,218.17	4,469.78		1,017,437.50		3,074,125.45	4.25%
2021D Senior Lien Debt Service Fund	1,966,289.36	4,283.59		974,395.83		2,944,968.78	4.25%
2021E Senior Lien Debt Service Fund	2,172,874.99	4,738.42		1,074,599.89		3,252,213.30	4.25%
2010 Senior DSF	1,848,843.34	4,041.55		910,000.00		2,762,884.89	4.25%
2011 Senior Lien Debt Service Acct	496,692.07	1,103.94		236,250.00		734,046.01	4.25%
2013 Senior Lien Debt Service Fund	45,284.28	148.66				45,432.94	4.25%
2013 Sub Debt Service Reserve Fund	253,000.69	830.53				253,831.22	4.25%
2013 Subordinate Debt Service Fund	35,640.18	117.00				35,757.18	4.25%
2015A Sr Lien Debt Service	1,876,224.97	6,159.12				1,882,384.09	4.25%
2015B Project	4,585,437.33	15,124.97			70,578.75	4,529,983.55	4.25%
2015C TIFIA Project	2,111,434.33	6,931.28				2,118,365.61	4.25%
2016 Sr Lien Rev Refunding Debt Service	2,457,298.39	6,663.52		629,628.13		3,093,590.04	4.25%
2016 Sub Lien Rev Refunding Debt Service	1,001,312.62	2,185.97		494,146.88		1,497,645.47	4.25%
2016 Sub Lien Rev Refunding DSR	7,895,244.99	25,918.01				7,921,163.00	4.25%
2018 Senior Debt Service Fund 290E III	541,628.00	1,181.52		267,687.50		810,497.02	4.25%
2018 290E III Senior Project	7,860,690.14	25,811.77			8,650.59	7,877,851.32	4.25%
TxDOT Grant Fund	799,892.21	2,625.84				802,518.05	4.25%
TxDOT Reimb - US 183N 4th GP Lane	17,536,294.78	57,569.97			10,009,700.70	7,584,164.05	4.25%
Renewal and Replacement	0.40	116.69		14,500.00	14,459.59	157.50	4.25%
Revenue Fund	13,861,997.96	36,220.55	20,228,570.04	(19,042,664.06)		15,084,124.49	4.25%
General Fund	52,123,882.87	246,673.10	145.88	3,460,030.91	42,444,539.95	13,386,192.81	4.25%
Senior Lien Debt Service Reserve Fund	100,929,976.87	331,326.55				101,261,303.42	4.25%
71E Revenue Fund	30,566,244.91	61,113.09	434,802.72	719,517.40	26,814,971.90	4,966,706.22	4.25%
MoPac Revenue Fund	132,706.29	2,362.41	507,617.92	(519,013.78)		123,672.84	4.25%
MoPac General Fund	17,932,537.51	56,708.47		1,320,781.50	45,711.63	19,264,315.85	4.25%
MoPac Operating Fund	3,786,846.34	11,381.77	149,992.52	400,000.00	685,660.38	3,662,560.25	4.25%
MoPac Loan Repayment Fund	1,095,404.13	3,057.40		176,598.66		1,275,060.19	4.25%
	431,816,864.50	1,426,525.24	41,171,300.32	(5,000,000.00)	91,969,952.80	377,444,737.26	
Total in Pools - TxStar							
	29,240,288.58	104,767.15	-	5,000,000.00	5,650,000.00	28,695,055.73	
Total in Goldman Sachs FSGF							
	431,816,864.50	1,426,525.24	41,171,300.32	(5,000,000.00)	91,969,952.80	377,444,737.26	
Total in Treasury SLGS							
	245,000,000.00	6,759,236.82	-	-	97,100,000.00	154,659,236.82	
Total in Fed Agencies and Treasuries							
	151,882,736.42	-	71,712,269.68	-	-	223,595,006.10	
Total Invested	857,939,889.50	8,290,529.21	112,883,570.00	-	194,719,952.80	784,394,035.91	

All Investments in the portfolio are in compliance with the CTRMA's Investment policy and the relevant provisions of the Public Funds Investment Act Chapter 2256.023

José Hernández, CFO

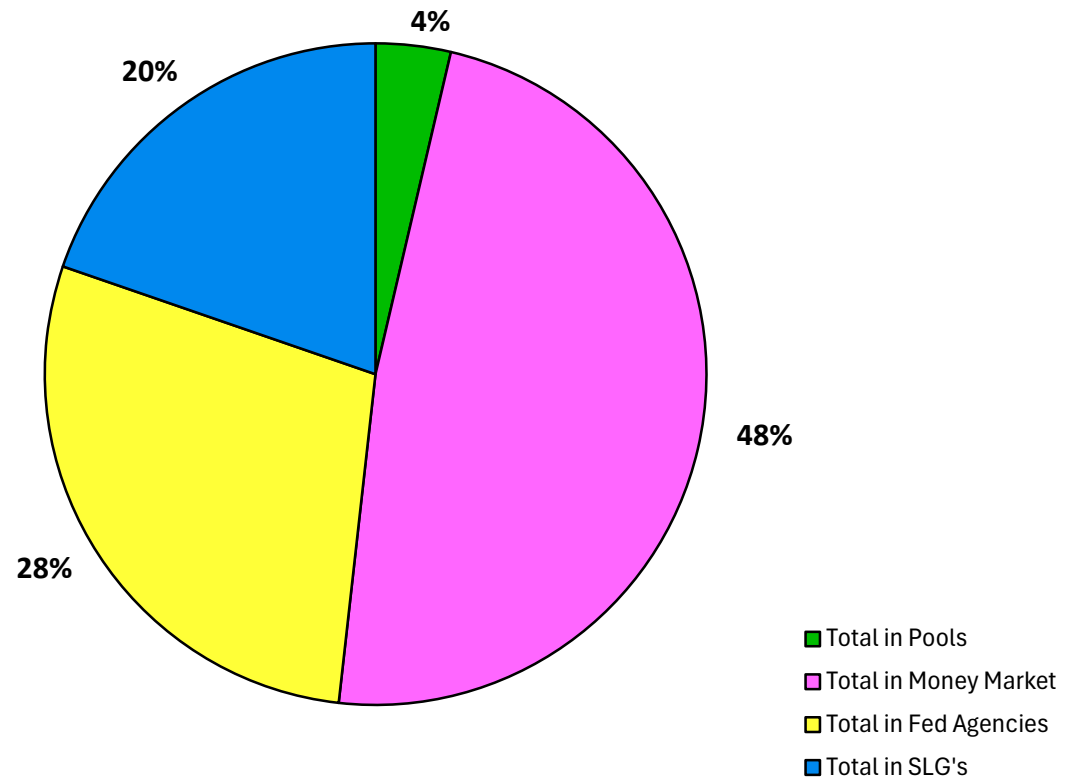
Ann Zigmond, Controller

Investments by Fund

Fund	TexSTAR	TexSTAR-Trustee	Goldman Sachs	Agencies / Treasuries / SLGS	Balance
Renewal and Replacement Fund	8.70		157.50		166.20
Grant Fund	516,337.73		802,518.05	10,000,000.00	11,318,855.78
TxDOT Reimb - US 183N 4th GP Lane			7,584,164.05	9,912,068.10	17,496,232.15
Senior Debt Service Reserve Fund	438,856.73		101,261,303.42	20,000,000.00	121,700,160.15
2010 Senior Lien Debt Service			2,762,884.89		2,762,884.89
2011 Sr Debt Service			734,046.01		734,046.01
2013 Sr Debt Service			45,432.94		45,432.94
2013 Sub Debt Service			35,757.18		35,757.18
2013 Sub Debt Service Reserve Fund	630,516.67		253,831.22		884,347.89
2015 Sr Debt Service			1,882,384.09		1,882,384.09
2016 Sr Lien Rev Refunding Debt Service			3,093,590.04		3,093,590.04
2016 Sub Lien Rev Refunding Debt Service			1,497,645.47		1,497,645.47
2016 Sub Lien Rev Refunding DSR			7,921,163.00		7,921,163.00
Operating Fund	10,978,112.10	3,434,004.31	5,706,146.43		20,118,262.84
Revenue Fund			15,084,124.49		15,084,124.49
General Fund	10,451,838.53		13,386,192.81	108,883,832.27	132,721,863.61
71E Revenue Fund			4,966,706.22	34,799,105.73	39,765,811.95
MoPac Revenue Fund			123,672.84		123,672.84
MoPac General Fund			19,264,315.85		19,264,315.85
MoPac Operating Fund			3,662,560.25		3,662,560.25
MoPac Loan Repayment Fund			1,275,060.19		1,275,060.19
2015B Project	397,445.60		4,529,983.55		4,927,429.15
2015 TIFIA Project	789,588.35		2,118,365.61	40,000,000.00	42,907,953.96
2018 Sr Lien Debt Service			810,497.02		810,497.02
2018 Sr Lien Project	1,058,347.01		7,877,851.32		8,936,198.33
2020A Senior Lien Debt Service			915,722.98		915,722.98
2020B Senior Lien Debt Service			837,684.06		837,684.06
2020C Senior Lien Debt Service			2,514,813.29		2,514,813.29
2020D Sub Lien Debt Service			1,761,080.25		1,761,080.25
2020D Sub Debt Service Reserve Fund			9,192,906.33		9,192,906.33
2020E Senior Lien Project			74,851,134.54		74,851,134.54
2020E Senior Lien Project Cap Interest			4,834,385.11		4,834,385.11
2020F Sub Lien Deb Service			36,689.36		36,689.36
2020G Sub Lien Debt Service			642,710.56		642,710.56
2020G Sub Lien Debt Service Reserve			4,510,062.61		4,510,062.61
2021A Sub Lien Debt Service Reserve			22,175,307.72		22,175,307.72
2021A Sub Debt Service			2,441,103.02		2,441,103.02
2021B Senior Lien Cap I Project Fund			20,876,150.50		20,876,150.50
2021B Senior Lien Project			9,281,016.78	148,780,899.37	158,061,916.15
2021B Senior Lien Cap I Debt Service Acct			9,693.28		9,693.28
2021C Sub Lien Cap I Project Fund			1,510.25		1,510.25
2021C Sub Lien Project			6,611,104.65	5,878,337.45	12,489,442.10
2021C Sub Lien Debt Service			3,074,125.45		3,074,125.45
2021D Senior Lien Debt Service			2,944,968.78		2,944,968.78
2021E Senior Lien Debt Service			3,252,213.30		3,252,213.30
Totals	25,261,051.42	3,434,004.31	377,444,737.26	378,254,242.92	784,394,035.91

3/31/2025

Allocation of Funds



						Interest Income	
Bank	Fund	Cost	Cummulative Amortization	Book Value	Maturity Value	Accrued Interest	Interest Earned
6180000120	GENERAL	11,882,736.42		11,882,736.42	12,000,000.00	113,036.99	288,340.12
6180000120	GENERAL	20,000,000.00		20,000,000.00	20,000,000.00		954,000.00
6180000059	SENLIENDSR	20,000,000.00		20,000,000.00	20,000,000.00		1,431,000.00
6180000120	GENERAL	42,001,095.85		42,001,095.85	42,485,000.00		
6180005349	2015TIFIAP	10,000,000.00		10,000,000.00	10,000,000.00		361,930.56
6180000157	TXDOTGRANT	10,000,000.00		10,000,000.00	10,000,000.00		361,930.56
6146001086	71E REVENU	15,000,000.00		15,000,000.00	15,000,000.00		-
6180000120	GENERAL	35,000,000.00		35,000,000.00	35,000,000.00		-
6180005349	2015TIFIAP	30,000,000.00		30,000,000.00	30,000,000.00		680,600.00
6146001086	71E REVENU	19,799,105.73		19,799,105.73	19,775,000.00	195,018.64	
1001042396	TXDOT REIM	9,912,068.10		9,912,068.10	9,900,000.00	97,632.60	
		223,595,006.10	-	223,595,006.10	224,160,000.00	405,688.23	4,077,801.24

Goldman Sachs County Road Escrow Funds

	Balance 3/1/2025	Accrued Interest	Additions	Withdrawals	Balance 3/31/2025
Travis County Escrow Fund - Elroy Road	3,185,254.41	10,456.35		591.01	3,195,119.75
Travis County Escrow Fund - Ross Road	328,519.96	1,081.69		2,501.59	327,100.06
Travis County Escrow Fund - Old San Antonio Road	99,852.26	330.17		2,284.69	97,897.74
Travis County Escrow Fund - Old Lockhart Road	260,530.45	855.14		13,690.10	247,695.49
Travis County Escrow Fund - County Line Road	2,543,784.49	8,370.11		7,254.30	2,544,900.30
Travis County Escrow Fund - South Pleasant Valley Road	249,399.31	819.49		1,028.11	249,190.69
Travis County Escrow Fund - Thaxton Road	192,988.32	635.95		2,577.88	191,046.39
Travis County Escrow Fund - Pearce Lane Road	167,719.89	578.60		18,355.26	149,943.23
	7,028,049.09	23,127.50	-	48,282.94	7,002,893.65

State and Local Government Series as of 3/31/25											
Bank	Fund	Agency	Arbitrage Yield	CUSIP	Yield	Purchased Date	Purchase Value	Beginning	Accrued Interest	Withdrawals	End Value
1001021281	2021CPROJ	State and Local Government Series (SLGS)	1.831%	99SLA1060	4.18%	4/23/2024	35,000,000.00	35,000,000.00	378,337.45	29,500,000.00	5,878,337.45
1001021273	2021BPROJ	State and Local Government Series (SLGS)	1.831%	99SLA1078	4.18%	4/23/2024	210,000,000.00	210,000,000.00	6,380,899.37	67,600,000.00	148,780,899.37
							245,000,000.00	245,000,000.00	6,759,236.82	97,100,000.00	154,659,236.82

TexSTAR

MONTHLY NEWSLETTER

MARCH 2025



PERFORMANCE

As of March 31, 2025

Current Invested Balance	\$ 12,954,908,093.63
Weighted Average Maturity (1)	38 Days
Weighted Average Life (2)	104 Days
Net Asset Value	1.000040
Total Number of Participants	1089
Management Fee on Invested Balance	0.06%*
Interest Distributed	\$ 48,796,140.17
Management Fee Collected	\$ 665,483.35
% of Portfolio Invested Beyond 1 Year	10.46%
Standard & Poor's Current Rating	AAAm

Rates reflect historical information and are not an indication of future performance.

March Averages

Average Invested Balance	\$ 13,059,518,282.35
Average Monthly Yield, on a simple basis	4.3394%
Average Weighted Maturity (1)	37 Days
Average Weighted Life (2)	88 Days

Definition of Weighted Average Maturity (1) & (2)

(1) This weighted average maturity calculation uses the SEC Rule 2a-7 definition for stated maturity for any floating rate instrument held in the portfolio to determine the weighted average maturity for the pool. This Rule specifies that a variable rate instruction to be paid in 397 calendar days or less shall be deemed to have a maturity equal to the period remaining until the next readjustment of the interest rate.
(2) This weighted average maturity calculation uses the final maturity of any floating rate instruments held in the portfolio to calculate the weighted average maturity for the pool.

The maximum management fee authorized for the TexSTAR Cash Reserve Fund is 12 basis points. This fee may be waived in full or in part in the discretion of the TexSTAR co-administrators at any time as provided for in the TexSTAR Information Statement.

NEW PARTICIPANTS

We would like to welcome the following entities who joined the TexSTAR program in March:

- * City of Maypearl * City of Sonora * City of Venus * City of Yantis
- * East Texas Municipal Utility District * Falls County

HOLIDAY REMINDER

In observance of Good Friday, **TexSTAR will be closed Friday, April 18, 2025.** All ACH transactions initiated on Thursday, April 17th will settle on Monday, April 21st. Notification of any early transaction deadlines on the business day preceding this holiday will be sent by email to the primary contact on file for all TexSTAR participants. Please plan accordingly for your liquidity needs.

ECONOMIC COMMENTARY

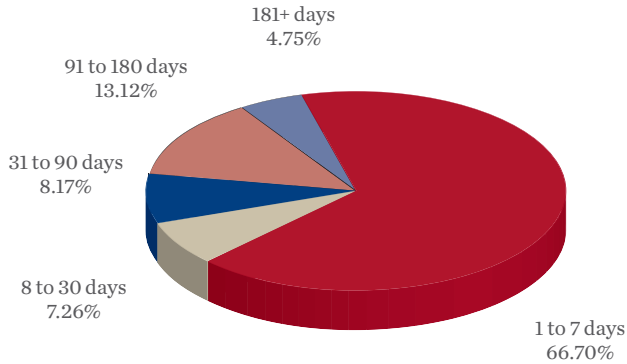
Market review

In March, uncertainty was the prevailing theme in financial markets, which significantly influenced the U.S. economic outlook. While hard data indicated a moderation in growth towards a balanced expansion, supported by a robust labor market and a recovering global manufacturing sector, the recent escalation in U.S. tariff policies introduced new complexities. The upcoming April 2nd 'Liberation Day' announcement of reciprocal tariffs added to the uncertainty, raising questions about the sustainability of growth in the goods sector, which may be temporarily boosted by front-loading. As these rapidly changing policies unfold, sentiment indicators are becoming increasingly important, as they provide insights into the current economic climate that hard data may not yet reflect. Economic data in March presented a divergence between hard and soft data. On the hard data front, the economy appeared stable, with the third revision of the Q4 GDP showing a solid 2.4% annualized growth rate, and labor market figures indicating healthy job growth and full employment. The February Jobs report was decent, with nonfarm payrolls increasing by 151,000, bringing the 3-month moving average to a still healthy 200,000. Wage growth, after a previous acceleration, eased to 0.3% month-over-month (m/m), resulting in a 4.0% year-over-year increase (y/y). The household survey showed a slight uptick in the unemployment rate to 4.1%, despite a dip in labor force participation. The February CPI report came in slightly below expectations a 0.2% m/m increase in headline inflation, bringing the y/y to 2.8%. Core CPI rose by 0.2% m/m and 3.1% y/y, marking the slowest annual rise since 2021. Despite this moderation, details indicated declining consumer demand, with recreation commodities and airline fares dropping 0.7% and 4.0% m/m, respectively.

(continued page 4)

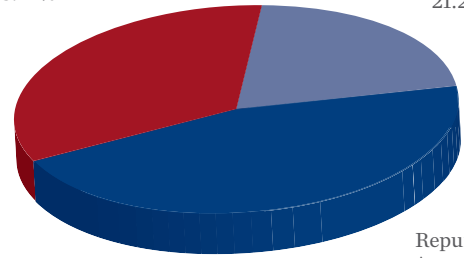
INFORMATION AT A GLANCE

PORTFOLIO BY TYPE OF INVESTMENT AS OF MARCH 31, 2025



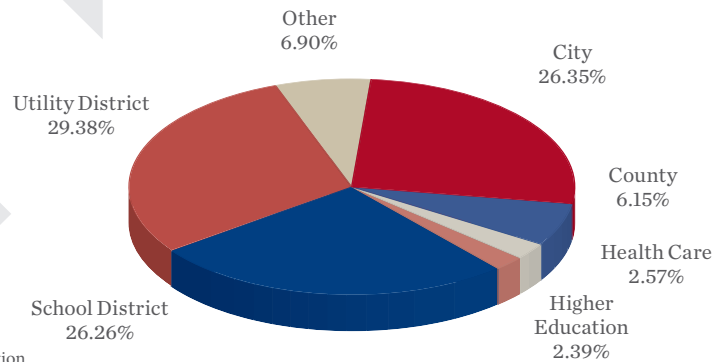
Treasuries
33.42%

Agencies
21.28%



Repurchase
Agreements
45.30%

PORTFOLIO BY MATURITY AS OF MARCH 31, 2025 (1)



DISTRIBUTION OF PARTICIPANTS BY TYPE AS OF MARCH 31, 2025

(1) Portfolio by Maturity is calculated using WAM (1) definition for stated maturity. See page 1 for definition

HISTORICAL PROGRAM INFORMATION

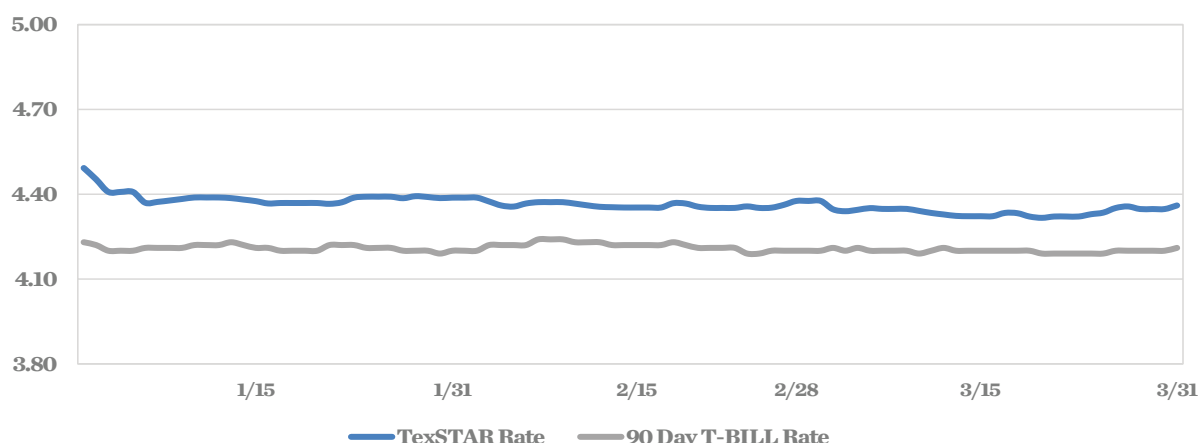
MONTH	AVERAGE RATE	BOOK VALUE	MARKET VALUE	NET ASSET VALUE	WAM (1)	WAL (2)	NUMBER OF PARTICIPANTS
Mar 25	4.3394%	\$ 12,954,908,093.63	\$12,955,435,994.98	1.000040	37	88	1089
Feb 25	4.3625%	13,098,975,899.81	13,101,204,943.33	1.000090	37	88	1083
Jan 25	4.3896%	12,490,576,395.79	12,493,366,838.19	1.000123	38	94	1079
Dec 24	4.5642%	11,011,396,681.51	11,014,513,690.84	1.000229	36	93	1075
Nov 24	4.7112%	10,166,178,873.71	10,168,700,798.41	1.000189	29	89	1071
Oct 24	4.8722%	10,685,059,311.14	10,687,382,798.75	1.000217	26	70	1063
Sep 24	5.1324%	10,713,994,849.49	10,717,808,636.16	1.000355	26	66	1056
Aug 24	5.2939%	10,960,587,143.65	10,963,170,866.05	1.000150	31	61	1048
Jul 24	5.3131%	11,614,008,231.39	11,614,697,399.72	1.000059	33	64	1043
Jun 24	5.3126%	10,696,510,063.51	10,695,858,054.79	0.999939	36	66	1040
May 24	5.3078%	10,946,135,253.27	10,946,064,280.53	0.999895	37	67	1037
Apr 24	5.3057%	11,388,285,240.44	11,386,977,182.36	0.999885	35	65	1031

PORTFOLIO ASSET SUMMARY AS OF MARCH 31, 2025

	BOOK VALUE	MARKET VALUE
Uninvested Balance	\$ 352.24	\$ 352.24
Accrual of Interest Income	21,421,951.45	21,421,951.45
Interest and Management Fees Payable	(48,863,346.39)	(48,863,346.39)
Payable for Investment Purchased	(330,912,997.15)	(330,912,997.15)
Repurchase Agreement	6,032,809,000.00	6,032,809,000.00
Government Securities	7,280,453,133.48	7,280,981,034.83
TOTAL	\$ 12,954,908,093.63	\$ 12,955,435,994.98

Market value of collateral supporting the Repurchase Agreements is at least 102% of the Book Value. The portfolio is managed by J.P. Morgan Chase & Co. and the assets are safekept in a separate custodial account at the Federal Reserve Bank in the name of TexSTAR. The only source of payment to the Participants are the assets of TexSTAR. There is no secondary source of payment for the pool such as insurance or guarantee. Should you require a copy of the portfolio, please contact TexSTAR Participant Services.

TEXSTAR VERSUS 90-DAY TREASURY BILL



This material is for information purposes only. This information does not represent an offer to buy or sell a security. The above rate information is obtained from sources that are believed to be reliable; however, its accuracy or completeness may be subject to change. The TexSTAR management fee may be waived in full or in part at the discretion of the TexSTAR co-administrators and the TexSTAR rate for the period shown reflects waiver of fees. This table represents historical investment performance/return to the customer, net of fees, and is not an indication of future performance. An investment in the security is not insured or guaranteed by the Federal Deposit Insurance Corporation or any other government agency. Although the issuer seeks to preserve the value of an investment of \$1.00 per share, it is possible to lose money by investing in the security. Information about these and other program details are in the fund's Information Statement which should be read carefully before investing. The yield on the 90-Day Treasury Bill ("T-Bill Yield") is shown for comparative purposes only. When comparing the investment returns of the TexSTAR pool to the T-Bill Yield, you should know that the TexSTAR pool consists of allocations of specific diversified securities as detailed in the respective Information Statements. The T-Bill Yield is taken from Bloomberg Finance L.P. and represents the daily closing yield on the then current 90-Day T-Bill. The TexSTAR yield is calculated in accordance with regulations governing the registration of open-end management investment companies under the Investment Company Act of 1940 as promulgated from time to time by the federal Securities and Exchange Commission.

DAILY SUMMARY FOR MARCH 2025

DATE	MNY MKT FUND EQUIV. [SEC Std.]	DAILY ALLOCATION FACTOR	INVESTED BALANCE	MARKET VALUE PER SHARE	WAM DAYS (1)	WAL DAYS (2)
3/1/2025	4.3765%	0.000119903	\$13,098,975,899.81	1.000090	35	83
3/2/2025	4.3765%	0.000119903	\$13,098,975,899.81	1.000090	35	83
3/3/2025	4.3468%	0.000119091	\$12,975,429,939.30	1.000083	36	84
3/4/2025	4.3401%	0.000118906	\$12,988,193,406.90	1.000089	35	83
3/5/2025	4.3451%	0.000119043	\$13,021,413,410.56	1.000084	37	85
3/6/2025	4.3511%	0.000119207	\$12,999,789,113.55	1.000084	37	85
3/7/2025	4.3483%	0.000119131	\$12,958,173,408.46	1.000062	36	84
3/8/2025	4.3483%	0.000119131	\$12,958,173,408.46	1.000062	36	84
3/9/2025	4.3483%	0.000119131	\$12,958,173,408.46	1.000062	36	84
3/10/2025	4.3412%	0.000118937	\$13,051,772,531.28	1.000086	36	83
3/11/2025	4.3339%	0.000118738	\$13,017,307,821.50	1.000065	36	85
3/12/2025	4.3286%	0.000118591	\$12,979,222,537.41	1.000060	36	85
3/13/2025	4.3236%	0.000118454	\$13,038,940,193.82	1.000074	36	84
3/14/2025	4.3224%	0.000118423	\$13,087,536,097.03	1.000051	34	82
3/15/2025	4.3224%	0.000118423	\$13,087,536,097.03	1.000051	34	82
3/16/2025	4.3224%	0.000118423	\$13,087,536,097.03	1.000051	34	82
3/17/2025	4.3341%	0.000118743	\$13,206,587,929.19	1.000057	34	82
3/18/2025	4.3331%	0.000118714	\$13,241,204,185.36	1.000061	33	81
3/19/2025	4.3212%	0.000118390	\$13,284,528,405.68	1.000067	39	84
3/20/2025	4.3166%	0.000118262	\$13,137,360,529.75	1.000071	39	87
3/21/2025	4.3213%	0.000118393	\$13,054,589,793.18	1.000059	38	88
3/22/2025	4.3213%	0.000118393	\$13,054,589,793.18	1.000059	38	88
3/23/2025	4.3213%	0.000118393	\$13,054,589,793.18	1.000059	38	88
3/24/2025	4.3294%	0.000118613	\$13,043,121,957.35	1.000039	39	88
3/25/2025	4.3351%	0.000118769	\$13,102,723,370.60	1.000057	38	100
3/26/2025	4.3514%	0.000119217	\$13,080,597,734.59	1.000045	39	101
3/27/2025	4.3570%	0.000119370	\$13,114,050,822.88	1.000043	38	100
3/28/2025	4.3478%	0.000119117	\$13,036,355,024.60	1.000045	38	101
3/29/2025	4.3478%	0.000119117	\$13,036,355,024.60	1.000045	38	101
3/30/2025	4.3478%	0.000119117	\$13,036,355,024.60	1.000045	38	101
3/31/2025	4.3605%	0.000119465	\$12,954,908,093.63	1.000040	38	104
Average	4.3394%	0.000118887	\$13,059,518,282.35		37	88



ECONOMIC COMMENTARY (cont.)

Meanwhile, headline Personal Consumption Expenditures (PCE) met expectations, while core PCE slightly exceeded them, rising 0.3% and 0.4% m/m, respectively, with increases from a year ago at 2.5% and 2.8%, respectively.

Nevertheless, the potential inflationary impact of tariffs remained a concern, with recent tariff increases on goods from China, Canada, and Mexico posing upside risks to inflation as they could lead to increased costs for imported goods. Furthermore, future tariff threats and implementations are still underway, with the retaliatory effects from affected countries remaining unpredictable, adding to the uncertainty. Survey-based insights revealed growing unease, with consumer confidence indices reaching their lowest levels in years and small business optimism declining. The Federal Open Market Committee (FOMC) acknowledged the heightened uncertainty by leaving the federal funds rate unchanged at 4.25%-4.50% at its March meeting. Moreover, the Committee removed the language that risks to its inflation and employment goals were “roughly in balance”, suggesting members may be more sensitive to slowing growth than inflationary pressures. Additionally, the Committee announced it will slow balance sheet runoff by reducing the monthly Treasury securities cap from \$25bn to \$5bn, while keeping the \$35bn cap on agency mortgage-backed securities (MBS).

Amidst ongoing tariff concerns, the updated Summary of Economic Projections (SEP) reflected expectations for slower growth and higher inflation in the short term. However, the Federal Reserve (Fed) appeared to view the inflationary effects of tariffs as temporary, as evidenced by largely unchanged long-term inflation forecasts. The ‘dot plot’ projections remained unchanged, with two rate cuts anticipated for 2025, though the details showed that March’s projections suggest a bias towards fewer cuts compared to December’s outlook. Despite the potential inflationary risks, the Fed continued to lean towards rate cuts, emphasizing that the pace of these adjustments will be guided by incoming economic data in the context of elevated uncertainty. Throughout the month, the short end of the Treasury yield curve, particularly maturities of three months and under, remained stable. Specifically, three-month Treasury bill yields held steady at 4.30%. In contrast, yields in the mid-section of the short-term yield curve inched lower as the Fed maintained its bias to cut rates. Six-month Treasury bill yields decreased by 5 basis points (bps) to 4.23%, while one-year Treasury bill yields fell by 6 bps to 4.03%. The two-year Treasury yields saw a more pronounced decline, dropping by 10 bps to 3.89%.

Outlook

As we concluded the first quarter of 2025, the economic landscape was marked by significant uncertainty, largely driven by recent policy shifts under the Trump administration. While backward-looking data remained robust, the outlook is clouded by the complexities introduced by new tariff announcements.

In a significant development on April 2nd, President Trump issued an Executive Order declaring a “national emergency,” which included two major tariff announcements. The first is a 10% universal tariff on U.S. imports, aimed at raising revenue, set to take effect on April 5th. The second involves higher tariff rates on over 25 U.S. trading partners, based on their trade deficits with the U.S., effective April 9th. These “reciprocal” tariffs were much higher than anticipated, with additional tariffs of 34% on China, 20% on the European Union, 24% on Japan, 26% on India, and increased tariffs on Southeast Asian countries. Notably, Canada and Mexico were spared in this round, as separate USMCA discussions continue. These announcements add to existing tariffs, including 25% on non-USMCA compliant goods from Mexico and Canada, 20% on China, 25% on steel and aluminum, and 25% on imported autos and auto parts. On the back of these announcements, recession risks have increased amid slower growth and higher inflation than previously expected. The time required for individual countries to negotiate with the U.S. poses a risk that real income growth and real consumer spending could fall into negative territory. As these developments unfold, the economic outlook remains cautious, with the Fed poised to respond to the evolving conditions. While a recession was not the Fed’s base case, Powell admitted that recession risks have increased from their previously low levels at the start of the year. In addition, there is still more to understand about the upcoming fiscal budget and tax negotiations. Putting it all together, we expect the Fed to maintain an easing bias and communicate their readiness to lower rates when the opportunity arises. Their most recent SEP highlights the downside risk to the economy and the uncertainty ahead, suggesting a policy stance that favors lower rates. If growth weakens and unemployment rises, we suspect the Fed will cut more than we had originally expected (2 cuts).

This information is an excerpt from an economic report dated March 2025 provided to TexSTAR by JP Morgan Asset Management, Inc., the investment manager of the TexSTAR pool.



TEXSTAR BOARD MEMBERS

Monte Mercer	North Central TX Council of Government	Governing Board President
David Pate	Richardson ISD	Governing Board Vice President
David Medanich	Hilltop Securities	Governing Board Secretary
Andrew Linton	J.P. Morgan Asset Management	Governing Board Asst. Sec./Treas
Brett Starr	City of Irving	Advisory Board
Sandra Newby	Qualified Non-Participant	Advisory Board
Ron Whitehead	Qualified Non-Participant	Advisory Board

The material provided to TexSTAR from J.P. Morgan Asset Management, Inc., the investment manager of the TexSTAR pool, is for informational and educational purposes only, as of the date of writing and may change at any time based on market or other conditions and may not come to pass. While we believe the information presented is reliable, we cannot guarantee its accuracy. Hilltop Securities is a wholly owned subsidiary of Hilltop Holdings, Inc. (NYSE: HTH) located at 717 N. Harwood Street, Suite 3400, Dallas, TX 75201, (214) 859-1800. Member NYSE/FINRA/SIPC. Past performance is no guarantee of future results. Investment Management Services are offered through J.P. Morgan Asset Management Inc. and/or its affiliates. Marketing and Enrollment duties are offered through Hilltop Securities and/or its affiliates. Hilltop Securities and J.P. Morgan Asset Management Inc. are separate entities.



CENTRAL TEXAS REGIONAL
MOBILITY AUTHORITY

April 30, 2025
AGENDA ITEM #7

Quarterly Project Updates

Strategic Plan Relevance: Stewardship, Service & Safety
Department: Engineering
Contact: Mike Sexton, Director of Engineering
Associated Costs: N/A
Funding Source: N/A
Action Requested: Briefing and Board Discussion Only

Project Description/Background:

Projects under construction:

- A. 183A Phase III Project
- B. 183 North Mobility Project

Backup provided: None



CENTRAL TEXAS REGIONAL
MOBILITY AUTHORITY

April 30, 2025
AGENDA ITEM #8

Executive Director Board Report

Strategic Plan Relevance:	Stewardship, Collaboration, Innovation, Service & Safety
Department:	Executive
Contact:	James M. Bass, Executive Director
Associated Costs:	N/A
Funding Source:	N/A
Action Requested:	Briefing and Board Discussion Only

Project Description/Background:

Executive Director Report.

- A. Recent agency staff activities.
- B. Agency performance metrics.

Backup provided: None



CENTRAL TEXAS REGIONAL
MOBILITY AUTHORITY

April 30, 2025
AGENDA ITEM #9

Executive Session

Executive Session:

Discuss legal issues related to claims by or against the Mobility Authority; pending or contemplated litigation and any related settlement offers; or other matters as authorized by §551.071 (Consultation with Attorney).



CENTRAL TEXAS REGIONAL
MOBILITY AUTHORITY

April 30, 2025
AGENDA ITEM #10

Executive Session

Executive Session:

Discuss legal issues related to the development of the MoPac South Project, as authorized by §551.071 (Consultation with Attorney).



CENTRAL TEXAS REGIONAL
MOBILITY AUTHORITY

April 30, 2025
AGENDA ITEM #11

Executive Session

Executive Session:

Discuss legal issues relating to procurement and financing of Mobility Authority transportation projects and toll system improvements, as authorized by §551.071 (Consultation with Attorney).



CENTRAL TEXAS REGIONAL
MOBILITY AUTHORITY

April 30, 2025
AGENDA ITEM #12

Executive Session

Executive Session:

Discuss personnel matters related to the executive director's employment agreement, as authorized by §551.074 (Personnel Matters).



CENTRAL TEXAS REGIONAL
MOBILITY AUTHORITY

April 30, 2025
AGENDA ITEM #13

Adjourn Meeting

Adjourn Board Meeting.